



# BASE STRUCTURE REPORT – FISCAL YEAR 2018 BASELINE

**A SUMMARY OF THE REAL PROPERTY INVENTORY DATA**



**Department of Defense  
Base Structure Report  
FY 2018 Baseline**

- I. Introduction .....DoD-2**
- II. Organization.....DoD-2**
- III. Display Criteria and Definitions.....DoD-3**
- IV. Portfolio Summary.....DoD-7**
- V. Site Size by Location Summary.....DoD-18**
- VI. Total DoD Inventory ..... DoD-29**
- VII. Individual Service Inventories**
  - Army..... ARMY-1**
  - Navy ..... NAVY-1**
  - Air Force .....AIR FORCE-1**
  - Marine Corps ..... USMC-1**
  - Washington Headquarters Services ..... WHS-1**
- VIII. Army National Guard Inventory ..... STATE-1**
- IX. Acronyms .....APPENDIX-A**



# Department of Defense Base Structure Report FY 2018 Baseline

## I. Introduction

The Base Structure Report (BSR) is published each year by the Office of the Deputy Assistant Secretary of Defense (OASD) for Infrastructure (I). The BSR is produced from the Real Property Assets Database (RPAD), which is a consolidated summary of the Military Departments' (MilDeps) native real property inventory (RPI) data. Each year an annual submission of data is required from the MilDeps in accordance with DoD Instruction 4165.14, "Real Property Inventory and Forecasting," which supports the requirements of title 10, U.S. Code, section 2721, "Real Property Records." The BSR represents a snapshot of real property data collected as of September 30, 2017, and is titled "Base Structure Report – FY 2018 Baseline" since it serves as the baseline for the start of the next fiscal year.

This report is very popular and used by many diverse users, so we are continually trying to adjust the data displays to reflect the most commonly requested information on DoD real property inventory (RPI). While not intended to answer every single question about DoD's real property portfolio, the BSR should provide most readers with accurate background information about the vast majority of issues regarding DoD's real property infrastructure.

The RPAD is the recognized source for DoD RPI data reporting requirements throughout the year, to include the Federal Real Property Profile (FRPP) and reporting for National Real Property Efficiency reporting summaries. With the increased focus on reducing the federal government's real estate footprint, DoD has been a leader in overall footprint reduction initiatives and has worked aggressively to not increase infrastructure square footage from a baseline established in 2015. While this initiative focuses primarily on office and warehouse space, DoD has already seen a reduction of over 11 million square feet through disposal, consolidation, lease termination or demolition. This figure represents over 50% of the total federal government's Reduce the Footprint savings.

Even with these reductions, DoD is still one of the Federal government's larger holders of real estate managing a global real property portfolio that consists of over 585,000 facilities (buildings, structures, and linear structures), located on 4,775 sites worldwide and covering approximately 26.9 million acres.

# Department of Defense Base Structure Report FY 2018 Baseline

## II. Organization

The BSR – FY 2018 Baseline is formatted to provide a comprehensive listing of all sites owned or managed by DoD based on the criteria provided in Section III of this report. The portfolio summary provides an overview of the size of the DoD inventory, followed by summary information, first arrayed alphabetically by State for all of DoD, and then repeated in sections dedicated to each Service. The last section on real property provides summary details on sites managed by the States as part of the Army National Guard. All Reserve Component sites are reported as part of their respective MilDeps.

It is important to understand, when using this report, that the physical real property infrastructure is dynamic, and will naturally change throughout the year (new construction, demolitions, etc.). The BSR is intended to be an annual “snapshot” of the DoD’s physical plant with the data being captured at the end of the fiscal year - for this report on September 30, 2017. Since sites and assets continue to be listed in the BSR until they are legally removed from the inventory, even though they may be in various stages of activity, it is not unusual to find unutilized assets still reported in the BSR while awaiting disposal. For the purpose of this inventory reporting, a site is defined as a specific geographic location containing real property assets. Each site is then assigned a Real Property Site Unique Identifier (RPSUID), along with a name specific to that location. Sites are assigned to military installations even though they may be physically separated in location.

## III. Display Criteria and Definitions

The inventory data is extracted directly from the MilDeps’ authoritative real property inventories as submitted to the ODASD(I) for consolidation in RPAD. When submitted, the data is certified in writing as representing accurate data by the Senior Real Property Officers of the MilDeps.

– **Display Criteria:** To qualify for individual entry in the BSR, a DoD site located in the United States must be larger than 10 acres **AND** have a Plant Replacement Value (PRV) greater than \$10 million. Sites located in a foreign country must be larger than 10 acres **OR** have a PRV greater than \$10 million to be shown as a separate entry. Sites not meeting these criteria are aggregated as an “Other” location within each state or country. Army National Guard state sites have the criteria adjusted to reflect sites larger than 5 acres

**Department of Defense  
Base Structure Report  
FY 2018 Baseline**

**AND** have a PRV greater than \$5 million. State sites not meeting this criteria are aggregated as “Other” for each state.

– **Site:** A specific geographic location that has individual land parcels or facilities assigned to it. Physical (geographic) location that is, or was owned by, leased to, or otherwise under the jurisdiction of a DoD Component on behalf of the United States. A site may be contiguous to another site, but cannot geographically overlap or be within another site. A site may exist in one of three forms: *land only* – where no facilities are present; *facility or facilities only* – where there the underlying land is neither owned nor controlled by the government, and *land with facilities* – where both are present.

– **Installation:** A military base, camp, post, station, yard, center, homeport facility for any ship, or other activity under the jurisdiction of the Department of Defense, including leased space, that is controlled by, or primarily supports DoD’s activities. An installation may consist of one or more sites.

– **Component:** Designates the primary DoD Component as the reporter of a site, either Active, Guard, or Reserve.

– **Name Nearest City:** Identifies the name of the city where the real property assets are located or name of the city nearest the assets.

– **Building:** A roofed and floored facility enclosed by exterior walls and consisting of one or more levels that is suitable for single or multiple functions and that protects human beings and their properties from direct harsh effects of weather such as rain, wind, sun, etc.

– **Structure:** A facility, other than a building or linear structure, constructed on or in the land.

– **Linear Structure:** A facility whose function requires that it traverse land (e.g., runway, road, rail line, pipeline, fence, pavement, electrical distribution line) and is reported by a linear unit of measure.

– **Buildings Owned Count:** Number of buildings owned by the federal government.

– **Buildings Owned Square Feet (SqFt):** Square footage for buildings owned by the federal government.

**Department of Defense  
Base Structure Report  
FY 2018 Baseline**

- **Buildings State Owned Count:** Number of buildings owned by a specific state or territory.
- **Buildings State Owned SqFt:** Square footage for buildings owned by a specific state or territory.
- **Buildings Leased Count:** Number of buildings leased by the federal government.
- **Buildings Leased SqFt:** Square footage for buildings leased by the federal government.
- **Buildings Other Count:** Number of federal buildings where the legal interest is other than owned or leased.
- **Buildings Other SqFt:** Square footage for federal buildings where the legal interest is other than owned or leased.
- **Acres Owned:** Number of acres owned by the federal government.
- **State Owned Acres:** Number of acres at sites owned by the state.
- **Total Acres:** Number of total acres at the site. Includes government owned land, public land, public land withdrawn for military use, licensed and permitted land and acreage of foreign land used by DoD.
- **PRV:** Indicates the total PRV for all facilities (buildings, structures, and linear structures). This value represents the calculated cost to replace the current physical plant using today's construction costs (labor and materials) and standards (methodologies and codes).

**Department of Defense  
Base Structure Report  
FY 2018 Baseline**

The standard DoD formula for calculating PRV is:

$$\text{PRV} = \text{Facility Quantity}^1 \times \text{Construction Cost Factor}^2 \times \text{Area Cost Factor}^3 \times \text{Historical Records Adjustment}^4 \times \text{Planning and Design Factor}^5 \times \text{Supervision Inspection and Overhead Factor}^6 \times \text{Contingency Factor}^7$$

---

1 Quantity of assets from the real property inventory database.

2 Construction cost as published in the DoD Cost Factor Handbook.

3 A geographic location adjustment for costs of labor, material, and equipment.

4 An adjustment to account for increased costs for replacement of historical facilities or for construction in a historic district; the current value of the factor is 1.05.

5 A factor to account for the planning and design of a facility; the current value of this factor is 1.09 for all but medical facilities and 1.13 for medical facilities.

6 A factor to account for the supervision, inspection, and overhead activities associated with the management of a construction project; the current value of the factor is 1.057 for facilities in the continental US (CONUS), and 1.065 (USACE) or 1.062 (NAVFAC) for facilities outside of the continental US (OCONUS).

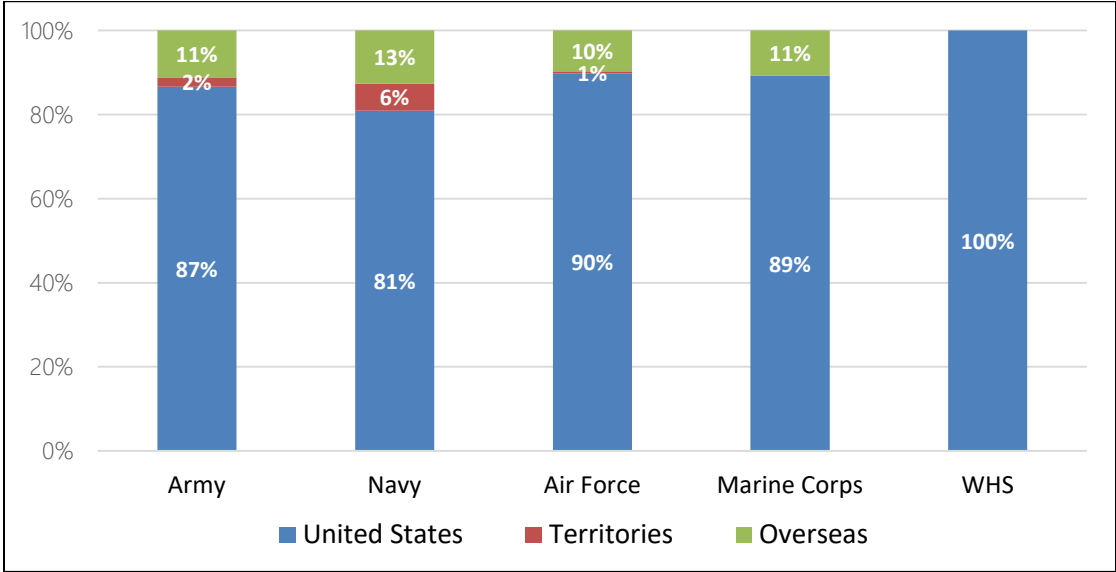
7 A factor to account for construction contingencies; the current value of the factor is 1.05.

**Department of Defense  
Base Structure Report  
FY 2018 Baseline**

**IV. Portfolio Summary**

The DoD manages a worldwide real property portfolio that spans all 50 states, 8 U.S. territories with outlying areas, and 45 foreign countries. The majority of the foreign sites are located in Germany (194 sites), Japan (121 sites), and South Korea (83 sites). Locations of DoD sites by Military Service and WHS are depicted in Figure 1.

**DoD Sites Distribution by Service/WHS**



Area	Army	Navy	Air Force	Marine Corps	WHS	Total
United States	1,565	785	1,535	190	75	4,150
Territories	40	62	9	0	0	111
Overseas	202	123	166	23	0	514
<b>DoD Total</b>	<b>1,807</b>	<b>970</b>	<b>1,710</b>	<b>213</b>	<b>75</b>	<b>4,775</b>

**Figure 1. DoD Site Count by Service/WHS**



**Department of Defense  
Base Structure Report  
FY 2018 Baseline**

The DoD collects data on facility assets as buildings, structures, and linear structures as the framework for cataloging the Department's real property portfolio. Table 2 shows the breakout of facilities by Military Service and WHS for the DoD worldwide. The PRV is a useful mechanism for estimating the cost to replace the existing inventory and does not reflect actual construction or acquisition costs.

Service/WHS	Number of Facilities				PRV (\$B) <sup>8</sup>			
	Building	Structure	Linear Structure	Total	Building	Structure	Linear Structure	Total
Army	138,639	85,468	64,281	288,388	\$293.53	\$88.41	\$69.68	\$451.61
Navy	63,768	33,891	19,016	116,675	\$162.76	\$69.95	\$35.21	\$267.92
Air Force	49,223	46,679	32,264	128,166	\$216.33	\$67.88	\$67.12	\$351.33
Marine Corps	27,438	17,958	6,278	51,674	\$69.13	\$12.23	\$13.37	\$94.73
WHS	172	512	229	913	\$7.18	\$0.29	\$0.11	\$7.58
<b>DoD Total</b>	<b>279,240</b>	<b>184,508</b>	<b>122,068</b>	<b>585,816</b>	<b>\$748.93</b>	<b>\$238.76</b>	<b>\$185.49</b>	<b>\$1,173.17</b>

**Table 2. DoD Facility Count and PRV by Service/WHS Worldwide**

<sup>8</sup> Totals may be slightly different from other reports due to rounding.

**Department of Defense  
Base Structure Report  
FY 2018 Baseline**

**Buildings Portfolio**

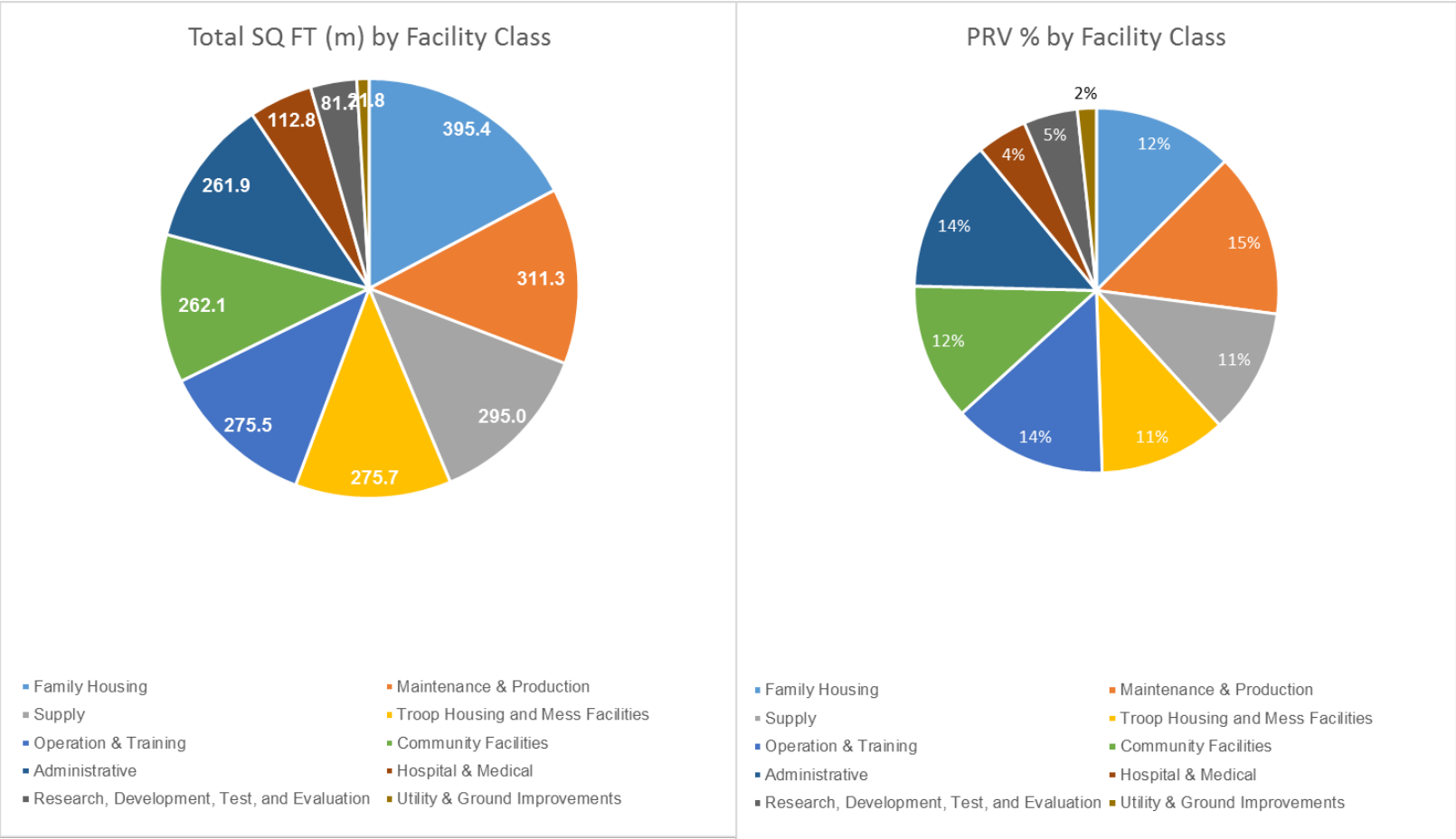
DoD occupies a reported 279,240 buildings throughout the world, valued at approximately \$749 billion and comprising approximately 2.3 billion square feet. DoD’s building portfolio by legal interest is depicted in Table 3. The DoD’s buildings profile is distributed by facility class, as shown in Figure 2.

Service/WHS	Number of Buildings			
	Owned	Leased	Other	Total
Army	83,523	3,029	52,087	138,639
Navy	38,124	614	25,030	63,768
Air Force	41,381	179	7,663	49,223
Marine Corps	11,140	40	16,258	27,438
WHS	101	70	1	172
<b>DoD Total</b>	<b>174,269</b>	<b>3,932</b>	<b>101,039</b>	<b>279,240</b>

**Table 3. DoD Building Count by Legal Interest<sup>9</sup>**

<sup>9</sup> Figures include those buildings that have been privatized or are operated by private entities in direct support of the DoD mission. These types of relationships are included in the “Other” category, and account for 30% of the total number of buildings.

## Department of Defense Base Structure Report FY 2018 Baseline



**Figure 2. DoD Buildings SQFT and PRV % by Facility Class<sup>10</sup>**

<sup>10</sup> Figures include those buildings that have been privatized or are operated by private entities in direct support of the DoD mission. These types of relationships account for 10% of the total buildings PRV.

**Department of Defense  
Base Structure Report  
FY 2018 Baseline**

**Structures Portfolio**

DoD uses a reported 184,508 structures throughout the world, valued at approximately \$239 billion. The legal interest of the assets in this portfolio is depicted in Table 4. The predominant use of DoD structures by PRV % is shown in Figure 3.

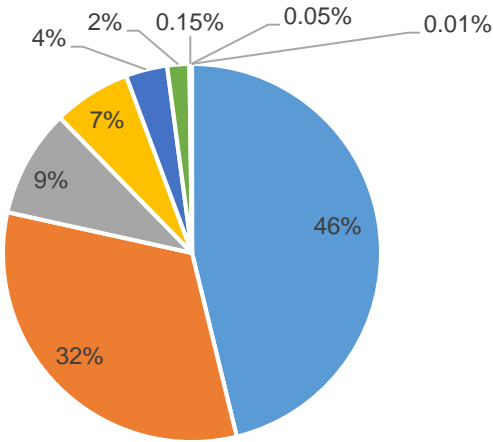
Service/WHS	Number of Structures			
	Owned	Leased	Other	Total
Army	73,787	215	11,466	85,468
Navy	28,722	125	5,044	33,891
Air Force	43,706	45	2,928	46,679
Marine Corps	13,901	2	4,055	17,958
WHS	490	0	22	512
<b>DoD Total</b>	<b>160,606</b>	<b>387</b>	<b>23,515</b>	<b>184,508</b>

**Table 4. DoD Structure Count by Legal Interest<sup>11</sup>**

<sup>11</sup> Figures include those structures that have been privatized or are operated by private entities in direct support of the DoD mission. These types of relationships are included in the “Other” category. They account for over 5% of the total number of structures, and 1% of the total structures PRV.

**Department of Defense  
Base Structure Report  
FY 2018 Baseline**

Federal Structures PRV % by Facility Class



- Utility & Ground Improvements
- Operation & Training
- Supply
- Maintenance & Production
- Community Facilities
- Research, Development, Test, and Evaluation
- Administrative
- Family Housing
- Troop Housing and Mess Facilities

**Figure 3. DoD Structures PRV % by Facility Class**

**Department of Defense  
Base Structure Report  
FY 2018 Baseline**

**Linear Structures Portfolio**

DoD manages a reported 122,068 linear structures throughout the world, valued at approximately \$185 billion. DoD’s linear structures portfolio by legal interest is depicted in Table 5. The preponderance of these are utilities and ground improvements such as roads. The predominant use of DoD linear structures by PRV % is shown in Figure 4.

Service/WHS	Number of Linear Structures			
	Owned	Leased	Other	Total
Army	54,666	128	9,487	64,281
Navy	17,052	73	1,891	19,016
Air Force	30,001	39	2,224	32,264
Marine Corps	5,003	0	1,275	6,278
WHS	220	0	9	229
<b>DoD Total</b>	<b>106,942</b>	<b>240</b>	<b>14,886</b>	<b>122,068</b>

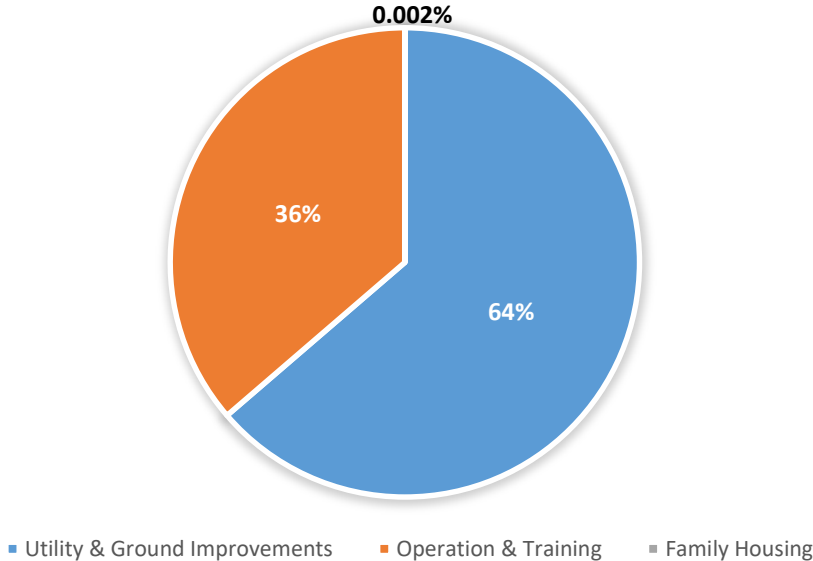
**Table 5. DoD Linear Structure Count by Legal Interest<sup>12</sup>**

<sup>12</sup> Figures include those linear structures that have been privatized or are operated by private entities in direct support of the DoD mission. These types of relationships are included in the “Other” category. They account for 2% of the total number of linear structures and 2% of the total linear structures PRV.



**Department of Defense  
Base Structure Report  
FY 2018 Baseline**

Federal Linear Structures PRV% by Facility Class



**Figure 4. DoD Linear Structures PRV % by Facility Class**

**Department of Defense  
Base Structure Report  
FY 2018 Baseline**

**Land Portfolio**

DoD manages a reported 26.9 million acres of land worldwide. More than 98% of that land is located in the United States or in U.S. Territories. The Army controls the largest percentage of DoD’s land (51%), followed by the Air Force (32%). Figure 5 and Table 6 depict the distribution of the land portfolio by Service and Legal Interest.

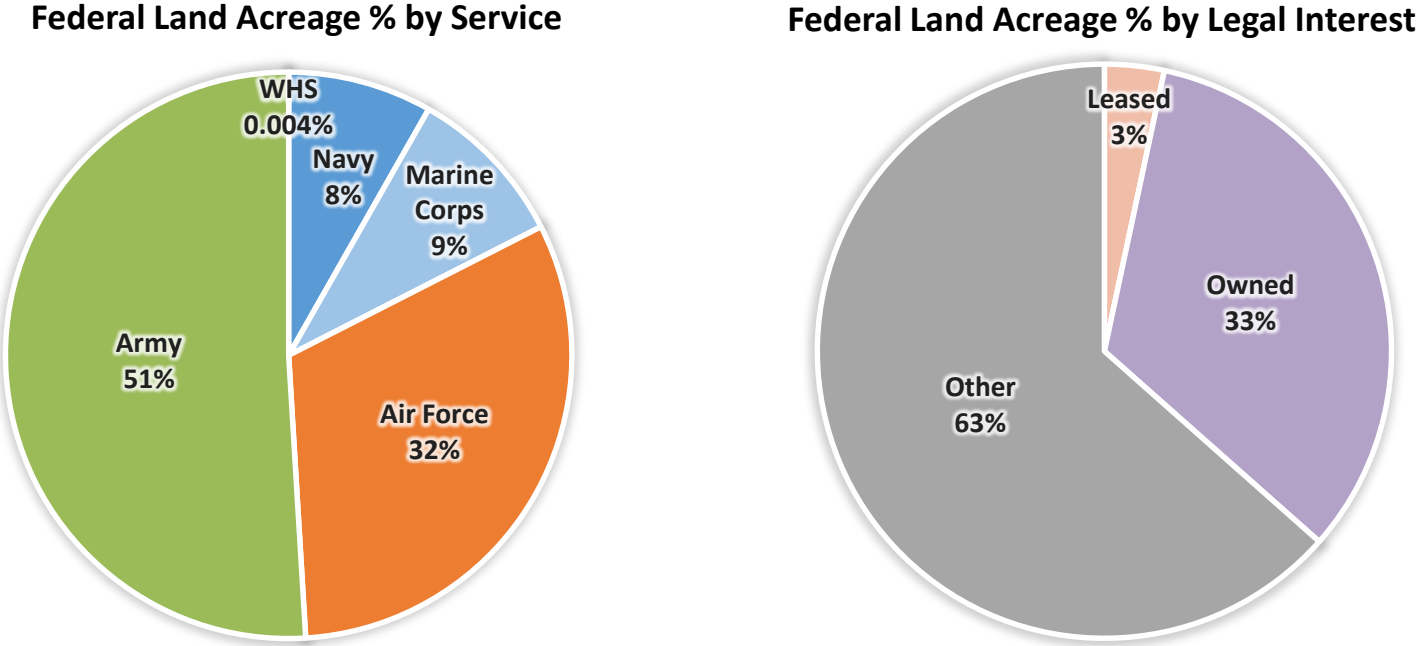


Figure 5. DoD Land Distribution by Service/WHS and by Legal Interest

**Department of Defense  
Base Structure Report  
FY 2018 Baseline**

Service/WHS	Number of Acres <sup>13</sup>			
	Owned	Leased	Other	Total
Army	5,693,971	726,370	7,279,058	13,699,399
Navy	639,550	72,488	1,501,240	2,213,278
Air Force	1,528,280	102,533	6,848,558	8,479,371
Marine Corps	1,058,584	488	1,430,760	2,489,833
WHS	963	0	0	963
<b>DoD Total</b>	<b>8,921,349</b>	<b>901,879</b>	<b>17,059,616</b>	<b>26,882,845</b>

Table 6. DoD Land Acreage by Legal Interest

---

<sup>13</sup> Totals may be slightly different from other reports due to rounding.

**Department of Defense  
Base Structure Report  
FY 2018 Baseline**

**Army National Guard Portfolio**

The Army, in collaboration with the National Guard Bureau, manages domestic real property with individual states and territories. Table 7 shows Army National Guard State designated sites within the states and territories with DoD interest.

The state portfolio consists of more than 85,000 facilities (valued at over \$38 billion) with approximately 1.2 million acres located on a reported 2,446 sites in the United States and Territories. Table 8 shows the number of state and territory assets, PRV by asset type (buildings, structures, linear structures), and land acreage by location.

Area	Number of Sites
United States	2,420
Territories	26
<b>DoD Total</b>	<b>2,446</b>

**Table 7. Army National Guard Site Count**

Area	Buildings		Structures		Linear Structures		Facility Total		Land Total	
	Count	PRV (\$B)	Count	PRV (\$B)	Count	PRV (\$B)	Count	PRV (\$B)	Count	Total Acres
United States	13,271	\$30.42	24,958	\$3.66	46,564	\$4.12	84,793	\$38.21	3,835	1,213,053
Territories	68	\$0.22	72	\$0.01	91	\$0.01	231	\$0.24	24	174
<b>DoD Total</b>	<b>13,339</b>	<b>\$30.64</b>	<b>25,030</b>	<b>\$3.67</b>	<b>46,655</b>	<b>\$4.14</b>	<b>85,024</b>	<b>\$38.45</b>	<b>3,859</b>	<b>1,213,227</b>

**Table 8. Army National Guard Asset Count and PRV by Asset Type**

## V. FEDERAL SITE SIZE SUMMARIES

### Site Size By Location - FY 2018 Baseline Data

Location	No. of Large Sites	No. of Medium Sites	No. of Small Sites	No. of Other Sites	Total Sites
United States	121	89	3,208	732	4,150
US Territories	3	2	78	28	111
Overseas	24	21	430	39	514
<b>Total</b>	<b>148</b>	<b>112</b>	<b>3,716</b>	<b>799</b>	<b>4,775</b>

Location	Component	No. of Large Sites	No. of Medium Sites	No. of Small Sites	No. of Other Sites	Total Sites
United States	Army	44	27	1,163	331	1,565
	Navy	24	27	572	162	785
	Air Force	43	30	1,294	168	1,535
	Marine Corps	9	5	106	70	190
	WHS	1	0	73	1	75
	<b>United States Total:</b>	<b>121</b>	<b>89</b>	<b>3,208</b>	<b>732</b>	<b>4,150</b>
US Territories	Army	1	0	39	0	40
	Navy	2	1	31	28	62
	Air Force	0	1	8	0	9
	<b>US Territories Total:</b>	<b>3</b>	<b>2</b>	<b>78</b>	<b>28</b>	<b>111</b>
Overseas	Army	4	8	186	4	202
	Navy	6	5	94	18	123
	Air Force	10	5	141	10	166
	Marine Corps	4	3	9	7	23
	<b>Overseas Total:</b>	<b>24</b>	<b>21</b>	<b>430</b>	<b>39</b>	<b>514</b>
	<b>Grand Total:</b>	<b>148</b>	<b>112</b>	<b>3,716</b>	<b>799</b>	<b>4,775</b>

Large Site	= Total PRV greater than or equal to \$2.067B
Medium Site	= Total PRV less than \$2.067B and greater than or equal to \$1.102B
Small Site	= Total PRV less than \$1.102B and greater than 0
Other Site	= PRV equal to 0 (Zero) - primarily land records

## Site Size By Location - FY 2018 Baseline Data

<i>Location</i>	<i>Component</i>	<i>No. of Large Sites</i>	<i>No. of Medium Sites</i>	<i>No. of Small Sites</i>	<i>No. of Other Sites</i>	<i>Total Sites</i>
Alabama	Army	3	0	48	28	79
	Navy	0	0	11	0	11
	Air Force	0	1	11	0	12
	Marine Corps	0	0	2	0	2
	<b>Total</b>	<b>3</b>	<b>1</b>	<b>72</b>	<b>28</b>	<b>104</b>
Alaska	Army	2	1	71	12	86
	Navy	0	0	3	1	4
	Air Force	4	0	51	15	70
	<b>Total</b>	<b>6</b>	<b>1</b>	<b>125</b>	<b>28</b>	<b>160</b>
Arizona	Army	1	2	16	1	20
	Navy	0	0	2	0	2
	Air Force	1	1	12	4	18
	Marine Corps	1	0	5	7	13
	<b>Total</b>	<b>3</b>	<b>3</b>	<b>35</b>	<b>12</b>	<b>53</b>
Arkansas	Army	0	1	12	6	19
	Air Force	0	1	6	0	7
	<b>Total</b>	<b>0</b>	<b>2</b>	<b>18</b>	<b>6</b>	<b>26</b>
California	Army	2	2	58	9	71
	Navy	7	5	128	40	180
	Air Force	5	2	56	9	72
	Marine Corps	3	1	20	21	45
	<b>Total</b>	<b>17</b>	<b>10</b>	<b>262</b>	<b>79</b>	<b>368</b>
Colorado	Army	2	0	11	2	15
	Air Force	1	3	64	1	69
	<b>Total</b>	<b>3</b>	<b>3</b>	<b>75</b>	<b>3</b>	<b>84</b>

<i>Large Site</i>	= Total PRV greater than or equal to \$2.067B
<i>Medium Site</i>	= Total PRV less than \$2.067B and greater than or equal to \$1.102B
<i>Small Site</i>	= Total PRV less than \$1.102B and greater than 0
<i>Other Site</i>	= PRV equal to 0 (Zero) - primarily land records



## Site Size By Location - FY 2018 Baseline Data

<i>Location</i>	<i>Component</i>	<i>No. of Large Sites</i>	<i>No. of Medium Sites</i>	<i>No. of Small Sites</i>	<i>No. of Other Sites</i>	<i>Total Sites</i>
Connecticut	Army	0	0	19	2	21
	Navy	0	1	11	0	12
	Air Force	0	0	2	0	2
	<b>Total</b>	<b>0</b>	<b>1</b>	<b>32</b>	<b>2</b>	<b>35</b>
Delaware	Army	0	0	4	1	5
	Air Force	1	0	2	1	4
	Marine Corps	0	0	1	0	1
	<b>Total</b>	<b>1</b>	<b>0</b>	<b>7</b>	<b>2</b>	<b>10</b>
District of Columbia	Army	0	0	3	0	3
	Navy	0	2	4	0	6
	Marine Corps	0	0	3	0	3
	WHS	0	0	6	0	6
	<b>Total</b>	<b>0</b>	<b>2</b>	<b>16</b>	<b>0</b>	<b>18</b>
Florida	Army	0	0	40	7	47
	Navy	2	1	68	8	79
	Air Force	2	4	44	8	58
	Marine Corps	0	0	4	0	4
	<b>Total</b>	<b>4</b>	<b>5</b>	<b>156</b>	<b>23</b>	<b>188</b>
Georgia	Army	3	1	25	4	33
	Navy	1	0	9	0	10
	Air Force	1	2	16	4	23
	Marine Corps	0	1	3	0	4
	<b>Total</b>	<b>5</b>	<b>4</b>	<b>53</b>	<b>8</b>	<b>70</b>

<i>Large Site</i>	= Total PRV greater than or equal to \$2.067B
<i>Medium Site</i>	= Total PRV less than \$2.067B and greater than or equal to \$1.102B
<i>Small Site</i>	= Total PRV less than \$1.102B and greater than 0
<i>Other Site</i>	= PRV equal to 0 (Zero) - primarily land records

## Site Size By Location - FY 2018 Baseline Data

<i>Location</i>	<i>Component</i>	<i>No. of Large Sites</i>	<i>No. of Medium Sites</i>	<i>No. of Small Sites</i>	<i>No. of Other Sites</i>	<i>Total Sites</i>
Hawaii	Army	2	3	21	3	29
	Navy	3	0	38	43	84
	Air Force	0	0	20	1	21
	Marine Corps	1	0	7	1	9
	<b>Total</b>	<b>6</b>	<b>3</b>	<b>86</b>	<b>48</b>	<b>143</b>
Idaho	Army	0	0	9	3	12
	Navy	0	0	5	0	5
	Air Force	1	0	43	0	44
	<b>Total</b>	<b>1</b>	<b>0</b>	<b>57</b>	<b>3</b>	<b>61</b>
Illinois	Army	2	0	33	8	43
	Navy	1	0	13	0	14
	Air Force	1	0	8	0	9
	Marine Corps	0	0	2	0	2
	<b>Total</b>	<b>4</b>	<b>0</b>	<b>56</b>	<b>8</b>	<b>68</b>
Indiana	Army	0	0	26	8	34
	Navy	1	0	2	0	3
	Air Force	0	0	11	1	12
	Marine Corps	0	0	1	0	1
	<b>Total</b>	<b>1</b>	<b>0</b>	<b>40</b>	<b>9</b>	<b>50</b>
Iowa	Army	0	1	19	7	27
	Navy	0	0	1	0	1
	Air Force	0	0	6	0	6
	Marine Corps	0	0	0	1	1
	<b>Total</b>	<b>0</b>	<b>1</b>	<b>26</b>	<b>8</b>	<b>35</b>

<i>Large Site</i>	= Total PRV greater than or equal to \$2.067B
<i>Medium Site</i>	= Total PRV less than \$2.067B and greater than or equal to \$1.102B
<i>Small Site</i>	= Total PRV less than \$1.102B and greater than 0
<i>Other Site</i>	= PRV equal to 0 (Zero) - primarily land records

## Site Size By Location - FY 2018 Baseline Data

<i>Location</i>	<i>Component</i>	<i>No. of Large Sites</i>	<i>No. of Medium Sites</i>	<i>No. of Small Sites</i>	<i>No. of Other Sites</i>	<i>Total Sites</i>
Kansas	Army	2	0	21	7	30
	Navy	0	0	1	0	1
	Air Force	0	1	9	0	10
	<b>Total</b>	<b>2</b>	<b>1</b>	<b>31</b>	<b>7</b>	<b>41</b>
Kentucky	Army	2	1	18	5	26
	Navy	0	0	1	0	1
	Air Force	0	0	2	0	2
	<b>Total</b>	<b>2</b>	<b>1</b>	<b>21</b>	<b>5</b>	<b>29</b>
Louisiana	Army	1	0	9	7	17
	Navy	0	1	6	0	7
	Air Force	1	0	7	0	8
	Marine Corps	0	0	3	0	3
	<b>Total</b>	<b>2</b>	<b>1</b>	<b>25</b>	<b>7</b>	<b>35</b>
Maine	Army	0	0	10	3	13
	Navy	0	1	7	2	10
	Air Force	0	0	7	0	7
	<b>Total</b>	<b>0</b>	<b>1</b>	<b>24</b>	<b>5</b>	<b>30</b>
Maryland	Army	2	1	28	5	36
	Navy	2	2	31	11	46
	Air Force	1	0	9	1	11
	Marine Corps	0	0	2	0	2
	WHS	0	0	14	0	14
	<b>Total</b>	<b>5</b>	<b>3</b>	<b>84</b>	<b>17</b>	<b>109</b>

<i>Large Site</i>	= Total PRV greater than or equal to \$2.067B
<i>Medium Site</i>	= Total PRV less than \$2.067B and greater than or equal to \$1.102B
<i>Small Site</i>	= Total PRV less than \$1.102B and greater than 0
<i>Other Site</i>	= PRV equal to 0 (Zero) - primarily land records

## Site Size By Location - FY 2018 Baseline Data

<i>Location</i>	<i>Component</i>	<i>No. of Large Sites</i>	<i>No. of Medium Sites</i>	<i>No. of Small Sites</i>	<i>No. of Other Sites</i>	<i>Total Sites</i>
Massachusetts	Army	0	0	28	7	35
	Navy	0	0	8	1	9
	Air Force	0	3	19	1	23
	Marine Corps	0	0	1	0	1
	<b>Total</b>	<b>0</b>	<b>3</b>	<b>56</b>	<b>9</b>	<b>68</b>
Michigan	Army	0	0	26	4	30
	Navy	0	0	2	0	2
	Air Force	0	1	8	1	10
	Marine Corps	0	0	1	0	1
	<b>Total</b>	<b>0</b>	<b>1</b>	<b>37</b>	<b>5</b>	<b>43</b>
Minnesota	Army	0	0	12	6	18
	Navy	0	0	1	1	2
	Air Force	0	0	11	0	11
	Marine Corps	0	0	1	0	1
	<b>Total</b>	<b>0</b>	<b>0</b>	<b>25</b>	<b>7</b>	<b>32</b>
Mississippi	Army	0	1	55	6	62
	Navy	0	1	14	0	15
	Air Force	1	0	20	1	22
	<b>Total</b>	<b>1</b>	<b>2</b>	<b>89</b>	<b>7</b>	<b>99</b>
Missouri	Army	1	1	30	5	37
	Navy	0	0	3	0	3
	Air Force	1	0	13	1	15
	Marine Corps	0	0	5	0	5
	<b>Total</b>	<b>2</b>	<b>1</b>	<b>51</b>	<b>6</b>	<b>60</b>

<i>Large Site</i>	= Total PRV greater than or equal to \$2.067B
<i>Medium Site</i>	= Total PRV less than \$2.067B and greater than or equal to \$1.102B
<i>Small Site</i>	= Total PRV less than \$1.102B and greater than 0
<i>Other Site</i>	= PRV equal to 0 (Zero) - primarily land records

## Site Size By Location - FY 2018 Baseline Data

<i>Location</i>	<i>Component</i>	<i>No. of Large Sites</i>	<i>No. of Medium Sites</i>	<i>No. of Small Sites</i>	<i>No. of Other Sites</i>	<i>Total Sites</i>
Montana	Army	0	0	9	6	15
	Navy	0	0	2	0	2
	Air Force	1	0	228	1	230
	<b>Total</b>	<b>1</b>	<b>0</b>	<b>239</b>	<b>7</b>	<b>247</b>
Nebraska	Army	0	0	16	9	25
	Air Force	1	0	97	0	98
	Marine Corps	0	0	2	0	2
	<b>Total</b>	<b>1</b>	<b>0</b>	<b>115</b>	<b>9</b>	<b>125</b>
Nevada	Army	1	0	5	1	7
	Navy	0	1	16	6	23
	Air Force	1	1	12	12	26
	Marine Corps	0	0	1	0	1
	<b>Total</b>	<b>2</b>	<b>2</b>	<b>34</b>	<b>19</b>	<b>57</b>
New Hampshire	Army	0	0	6	2	8
	Air Force	0	0	3	0	3
	<b>Total</b>	<b>0</b>	<b>0</b>	<b>9</b>	<b>2</b>	<b>11</b>
New Jersey	Army	0	1	11	2	14
	Navy	0	1	5	0	6
	Air Force	2	1	6	2	11
	<b>Total</b>	<b>2</b>	<b>3</b>	<b>22</b>	<b>4</b>	<b>31</b>
New Mexico	Army	1	1	11	4	17
	Air Force	2	1	28	6	37
	<b>Total</b>	<b>3</b>	<b>2</b>	<b>39</b>	<b>10</b>	<b>54</b>

<i>Large Site</i>	= Total PRV greater than or equal to \$2.067B
<i>Medium Site</i>	= Total PRV less than \$2.067B and greater than or equal to \$1.102B
<i>Small Site</i>	= Total PRV less than \$1.102B and greater than 0
<i>Other Site</i>	= PRV equal to 0 (Zero) - primarily land records

## Site Size By Location - FY 2018 Baseline Data

<i>Location</i>	<i>Component</i>	<i>No. of Large Sites</i>	<i>No. of Medium Sites</i>	<i>No. of Small Sites</i>	<i>No. of Other Sites</i>	<i>Total Sites</i>
New York	Army	2	0	50	6	58
	Navy	0	0	18	0	18
	Air Force	0	0	21	4	25
	Marine Corps	0	0	5	0	5
	<b>Total</b>	<b>2</b>	<b>0</b>	<b>94</b>	<b>10</b>	<b>106</b>
North Carolina	Army	1	0	37	9	47
	Navy	0	0	7	7	14
	Air Force	0	1	4	1	6
	Marine Corps	3	1	14	24	42
	<b>Total</b>	<b>4</b>	<b>2</b>	<b>62</b>	<b>41</b>	<b>109</b>
North Dakota	Army	0	0	7	3	10
	Navy	0	0	2	0	2
	Air Force	1	1	172	2	176
	<b>Total</b>	<b>1</b>	<b>1</b>	<b>181</b>	<b>5</b>	<b>188</b>
Ohio	Army	1	1	30	19	51
	Navy	0	0	4	0	4
	Air Force	2	0	15	2	19
	Marine Corps	0	0	1	0	1
	<b>Total</b>	<b>3</b>	<b>1</b>	<b>50</b>	<b>21</b>	<b>75</b>
Oklahoma	Army	2	0	18	12	32
	Navy	0	0	1	0	1
	Air Force	1	1	17	1	20
	<b>Total</b>	<b>3</b>	<b>1</b>	<b>36</b>	<b>13</b>	<b>53</b>
Oregon	Army	0	1	7	4	12
	Navy	0	0	4	0	4
	Air Force	0	0	10	0	10
	<b>Total</b>	<b>0</b>	<b>1</b>	<b>21</b>	<b>4</b>	<b>26</b>

<i>Large Site</i>	= Total PRV greater than or equal to \$2.067B
<i>Medium Site</i>	= Total PRV less than \$2.067B and greater than or equal to \$1.102B
<i>Small Site</i>	= Total PRV less than \$1.102B and greater than 0
<i>Other Site</i>	= PRV equal to 0 (Zero) - primarily land records



## Site Size By Location - FY 2018 Baseline Data

<i>Location</i>	<i>Component</i>	<i>No. of Large Sites</i>	<i>No. of Medium Sites</i>	<i>No. of Small Sites</i>	<i>No. of Other Sites</i>	<i>Total Sites</i>
Pennsylvania	Army	2	2	69	20	93
	Navy	0	2	10	0	12
	Air Force	0	0	13	2	15
	Marine Corps	0	0	3	0	3
	WHS	0	0	1	0	1
	<b>Total</b>	<b>2</b>	<b>4</b>	<b>96</b>	<b>22</b>	<b>124</b>
Rhode Island	Army	0	0	12	1	13
	Navy	1	0	10	0	11
	Air Force	0	0	2	1	3
	<b>Total</b>	<b>1</b>	<b>0</b>	<b>24</b>	<b>2</b>	<b>27</b>
South Carolina	Army	1	0	14	4	19
	Navy	0	0	4	0	4
	Air Force	2	1	15	8	26
	Marine Corps	0	2	2	15	19
	<b>Total</b>	<b>3</b>	<b>3</b>	<b>35</b>	<b>27</b>	<b>68</b>
South Dakota	Army	0	0	7	5	12
	Air Force	1	0	15	0	16
	<b>Total</b>	<b>1</b>	<b>0</b>	<b>22</b>	<b>5</b>	<b>28</b>
Tennessee	Army	1	1	24	8	34
	Navy	0	0	8	0	8
	Air Force	1	0	4	1	6
	Marine Corps	0	0	1	0	1
	<b>Total</b>	<b>2</b>	<b>1</b>	<b>37</b>	<b>9</b>	<b>49</b>

<i>Large Site</i>	= Total PRV greater than or equal to \$2.067B
<i>Medium Site</i>	= Total PRV less than \$2.067B and greater than or equal to \$1.102B
<i>Small Site</i>	= Total PRV less than \$1.102B and greater than 0
<i>Other Site</i>	= PRV equal to 0 (Zero) - primarily land records

## Site Size By Location - FY 2018 Baseline Data

<i>Location</i>	<i>Component</i>	<i>No. of Large Sites</i>	<i>No. of Medium Sites</i>	<i>No. of Small Sites</i>	<i>No. of Other Sites</i>	<i>Total Sites</i>
Texas	Army	3	0	57	18	78
	Navy	0	2	32	1	35
	Air Force	3	3	43	7	56
	Marine Corps	0	0	2	0	2
	<b>Total</b>	<b>6</b>	<b>5</b>	<b>134</b>	<b>26</b>	<b>171</b>
Utah	Army	0	2	15	0	17
	Navy	0	0	1	0	1
	Air Force	1	0	12	65	78
	<b>Total</b>	<b>1</b>	<b>2</b>	<b>28</b>	<b>65</b>	<b>96</b>
Vermont	Army	0	0	7	3	10
	Navy	0	0	1	0	1
	Air Force	0	0	2	0	2
	<b>Total</b>	<b>0</b>	<b>0</b>	<b>10</b>	<b>3</b>	<b>13</b>
Virginia	Army	2	3	29	6	40
	Navy	3	6	40	20	69
	Air Force	2	0	4	1	7
	Marine Corps	1	0	14	0	15
	WHS	1	0	52	1	54
	<b>Total</b>	<b>9</b>	<b>9</b>	<b>139</b>	<b>28</b>	<b>185</b>
Washington	Army	1	0	21	9	31
	Navy	3	1	32	21	57
	Air Force	1	0	15	1	17
	<b>Total</b>	<b>5</b>	<b>1</b>	<b>68</b>	<b>31</b>	<b>105</b>
West Virginia	Army	0	0	26	7	33
	Navy	0	0	3	0	3
	Air Force	0	0	4	0	4
	<b>Total</b>	<b>0</b>	<b>0</b>	<b>33</b>	<b>7</b>	<b>40</b>

<i>Large Site</i>	= Total PRV greater than or equal to \$2.067B
<i>Medium Site</i>	= Total PRV less than \$2.067B and greater than or equal to \$1.102B
<i>Small Site</i>	= Total PRV less than \$1.102B and greater than 0
<i>Other Site</i>	= PRV equal to 0 (Zero) - primarily land records

## Site Size By Location - FY 2018 Baseline Data

<i>Location</i>	<i>Component</i>	<i>No. of Large Sites</i>	<i>No. of Medium Sites</i>	<i>No. of Small Sites</i>	<i>No. of Other Sites</i>	<i>Total Sites</i>
Wisconsin	Army	1	0	21	14	36
	Navy	0	0	2	0	2
	Air Force	0	0	10	0	10
	Marine Corps	0	0	0	1	1
	<b>Total</b>	<b>1</b>	<b>0</b>	<b>33</b>	<b>15</b>	<b>49</b>
Wyoming	Army	0	0	2	3	5
	Navy	0	0	1	0	1
	Air Force	0	1	85	2	88
	<b>Total</b>	<b>0</b>	<b>1</b>	<b>88</b>	<b>5</b>	<b>94</b>
<b>United States Total:</b>		121	89	3,208	732	4,150
Territories	Army	1	0	39	0	40
	Navy	2	1	31	28	62
	Air Force	0	1	8	0	9
	<b>Total</b>	<b>3</b>	<b>2</b>	<b>78</b>	<b>28</b>	<b>111</b>
Overseas	Army	4	8	186	4	202
	Navy	6	5	94	18	123
	Air Force	10	5	141	10	166
	Marine Corps	4	3	9	7	23
	<b>Total</b>	<b>24</b>	<b>21</b>	<b>430</b>	<b>39</b>	<b>514</b>
<b>Worldwide Total:</b>		148	112	3,716	799	4,775

<i>Large Site</i>	= Total PRV greater than or equal to \$2.067B
<i>Medium Site</i>	= Total PRV less than \$2.067B and greater than or equal to \$1.102B
<i>Small Site</i>	= Total PRV less than \$1.102B and greater than 0
<i>Other Site</i>	= PRV equal to 0 (Zero) - primarily land records

**DEPARTMENT OF DEFENSE**  
**Base Structure Report - As of 30 Sept 2017**

SITE	COMPONENT	NAME NEAREST CITY	BUILDINGS						ACRES OWNED	TOTAL SITE ACRES	TOTAL SITE PRV (\$M)
			OWNED		LEASED		OTHER				
			COUNT	SQFT	COUNT	SQFT	COUNT	SQFT			
<b>Alabama</b>											
Abston ANG5	Air Force Guard	Montgomery	7	78,908	0	0	0	0	0	27	24.9
Allen Stagefield	Army Active	Wiksburg	4	3,563	0	0	1	44	124	124	33.3
ANGS Dothan Regional Airport	Air Force Guard	Dothan	3	52,343	0	0	0	0	0	21	14.0
Anniston Army Depot	Army Active	Anniston	1,795	9,602,636	0	0	0	0	15,282	15,322	3,340.7
Barin Field	Navy Active	Foley	7	13,120	0	0	0	0	763	818	45.9
Bill Nichols USARC/ECS	Army Reserve	Anniston	3	64,785	0	0	0	0	17	17	19.2
Birmingham Airport	Air Force Guard	Birmingham	39	356,823	0	0	0	0	0	140	149.0
Cairns Basefield	Army Active	Daleville	64	554,851	0	0	4	1,107	1,322	1,351	324.7
Fort Benning	Army Active	Columbus	66	58,364	0	0	4	1,487	12,258	12,258	65.2
Fort McClellan ARNG Training Center	Army Guard	Anniston	126	852,968	0	0	0	0	315	315	267.4
Fort Rucker	Army Active	Enterprise	675	5,296,966	3	8,360	1,219	3,445,117	57,928	58,727	2,803.6
Goldberg Stagefield	Army Active	Ozark	5	6,076	0	0	0	0	99	101	27.5
Highbluff Stagefield	Army Active	Hartford	4	3,811	0	0	1	44	190	191	28.6
Horace B Hanson USARC	Army Reserve	Birmingham	4	99,836	0	0	0	0	14	15	31.7
Hunt Stagefield	Army Active	Ozark	3	5,799	0	0	0	0	134	154	30.2
Leased Data Asset	Air Force Active	Montgomery	1	110,750	0	0	0	0	0	33	40.3
Louisville Stagefield	Army Active	Louisville	1	4,280	0	0	1	42	101	105	25.6
Maxwell AFB	Air Force Active	Montgomery	189	4,445,011	0	0	0	0	2,514	3,530	1,745.6
Maxwell AFB Gunter Annex	Air Force Active	Montgomery	54	1,702,497	0	0	0	0	323	355	540.9
Montgomery ANG5	Air Force Guard	Montgomery	6	65,123	0	0	0	0	12	12	20.6
Montgomery Regional Airport ANGB	Air Force Guard	Montgomery	40	358,150	0	0	0	0	0	70	121.0
MOUT Training Site - Fort McClellan	Army Guard	Anniston	2	4,373	0	0	0	0	11	11	14.7
NOLF Brewton	Navy Active	Brewton	0	0	1	216	2	1,070	0	653	32.0
NOLF Evergreen	Navy Active	Evergreen	0	0	2	2,204	0	0	136	444	35.5
NOLF Silverhill	Navy Active	Daphne	2	1,443	0	0	0	0	400	400	29.7
NOLF Summerdale	Navy Active	Summerdale	2	1,043	0	0	0	0	565	567	31.7
NOLF Wolf	Navy Active	Summerdale	1	240	0	0	0	0	422	422	29.3
NOSC-MCRC Bessemer	Navy Reserve	Bessemer	9	74,409	0	0	0	0	16	16	19.1
OTS Training Annex	Air Force Active	Titus	46	49,648	0	0	0	0	0	202	16.6
Pelham Range Training Site - Fort McClellan	Army Guard	Anniston	115	201,580	0	0	0	0	22,316	22,316	157.1

\* US Locations that do not meet criteria of at least ten (10) Acres AND at least \$10M PRV. US Territories and Non-US Locations that do not meet criteria of at least ten (10) Acres OR at least \$10M PRV.

**DEPARTMENT OF DEFENSE**  
**Base Structure Report - As of 30 Sept 2017**

SITE	COMPONENT	NAME NEAREST CITY	BUILDINGS						ACRES OWNED	TOTAL SITE ACRES	TOTAL SITE PRV (\$M)
			OWNED		LEASED		OTHER				
			COUNT	SQFT	COUNT	SQFT	COUNT	SQFT			
Redstone Arsenal	Army Active	Huntsville	1,383	13,193,130	6	101,627	411	1,096,937	31,229	38,228	6,323.5
Runkle Stagefield	Army Active	Elba	5	4,682	0	0	3	338	235	237	18.9
Skelly Stagefield	Army Active	Kinston	3	6,113	0	0	0	0	164	197	22.7
Stinson Stagefield	Army Active	New Brockton	4	5,213	0	0	0	0	530	550	25.0
TAC X Stagefield	Army Active	Samson	6	16,504	0	0	1	44	111	161	10.4
Toth Stagefield	Army Active	Dothan	4	6,121	0	0	1	220	125	128	36.2
Tuscaloosa MD	Army Reserve	Tuscaloosa	2	84,516	0	0	0	0	15	15	25.2
* OTHER SITE(S) : 67			80	549,842	13	218,081	1	120	8,490	8,564	317.8
<b>Alabama Total:</b>			<b>4,760</b>	<b>37,935,516</b>	<b>25</b>	<b>330,488</b>	<b>1,649</b>	<b>4,546,571</b>	<b>156,163</b>	<b>166,800</b>	<b>16,845.4</b>
<b>Alaska</b>											
Barter Island Dew Station Bar	Air Force Active	Kaktovik	7	65,887	0	0	0	0	0	641	182.3
Big Mountain Radio Relay Site	Air Force Active	Iliamna	0	0	0	0	0	0	0	402	115.9
Birch Lake Recreation Annex	Air Force Active	Fairbanks	29	15,214	0	0	0	0	0	51	10.8
Black Rapids Training Area	Army Active	Delta Junction	6	39,732	0	0	3	1,470	0	2,781	37.1
Blair Lake Air Force Rangeex	Air Force Active	Fairbanks	4	31,704	0	0	0	0	0	58,962	51.4
Campion AFS	Air Force Active	Platinum	0	0	0	0	0	0	0	2,326	23.8
Cape Lisburne Long Range Radar Site	Air Force Active	Point Hope	6	44,834	0	0	0	0	0	1,125	132.3
Cape Newenham Long Range Radar Site	Air Force Active	Platinum	5	42,925	0	0	0	0	0	2,359	142.5
Cape Romanzof Long Range Radar Site	Air Force Active	Hooper Bay	8	36,745	0	0	0	0	0	4,900	117.8
Chena River Research Site	Air Force Active	Fairbanks	1	180	0	0	0	0	2,995	2,995	21.8
Clear AB	Air Force Active	Anderson	53	884,380	0	0	0	0	0	11,438	562.0
Cold Bay Long Range Radar Site	Air Force Active	Cold Bay	5	13,548	0	0	0	0	0	208	79.6
Eareckson AS	Air Force Active	Shemya Station	54	1,132,281	0	0	0	0	0	3,520	3,313.7
Eielson AFB	Air Force Active	North Pole	274	4,079,713	0	0	256	2,804,593	5,368	24,919	7,456.7
Elmendorf AFB	Air Force Active	Anchorage	392	7,774,988	0	0	0	0	5,829	13,455	8,207.3
Fairbanks Eielson Pipeline	Army Active	Fairbanks	0	0	0	0	0	0	3	103	2,679.3
Flaxman Island Range Radar Site	Air Force Active	Deadhorse	0	0	0	0	0	0	0	605	30.9
Fort Greely	Army Active	Delta Junction	117	1,062,014	0	0	90	420,307	0	7,205	1,974.6
Fort Richardson	Air Force Active	Anchorage	469	6,027,215	0	0	0	0	2,136	60,027	5,017.2
Fort Wainwright	Army Active	Fairbanks	327	6,234,962	0	0	741	6,484,176	3,396	697,475	9,910.8
Fort Yukon Long Range Radar Site	Air Force Active	Beaver	6	41,103	0	0	0	0	0	84	81.0

\* US Locations that do not meet criteria of at least ten (10) Acres AND at least \$10M PRV. US Territories and Non-US Locations that do not meet criteria of at least ten (10) Acres OR at least \$10M PRV.

**DEPARTMENT OF DEFENSE**  
**Base Structure Report - As of 30 Sept 2017**

SITE	COMPONENT	NAME NEAREST CITY	BUILDINGS						ACRES OWNED	TOTAL SITE ACRES	TOTAL SITE PRV (\$M)
			OWNED		LEASED		OTHER				
			COUNT	SQFT	COUNT	SQFT	COUNT	SQFT			
Gerstle River Arctic Test Site	Army Active	Fairbanks	0	0	0	0	0	0	0	20,828	16.0
Haarp Research Station	Air Force Active	Gakona	3	29,094	0	0	0	0	5,408	5,408	94.9
Haines Terminal	Army Active	Haines	0	0	0	0	0	0	0	25	28.9
Indian Mountain Long Range Radar Site	Air Force Active	Hughes	8	33,230	0	0	0	0	0	4,226	163.1
Kalakaket Creek Radio Relay Site	Air Force Active	Ruby	0	0	0	0	0	0	0	316	45.9
King Salmon Airport	Air Force Active	King Salmon	5	50,992	0	0	43	320,639	134	914	823.6
Kodiak	Navy Active	Kodiak	3	38,049	0	0	0	0	0	130	32.9
Kotzebue Long Range Radar Site	Air Force Active	Kotzebue	2	4,511	0	0	0	0	0	676	13.0
Lonely Short Range Radar Site	Air Force Active	Barrow	0	0	0	0	0	0	0	1,082	68.8
NARL Barrow Camp	Navy Active	Barrow	4	37,858	0	0	0	0	0	688	31.3
Nikolski Radio Relay Site	Air Force Active	Nikolski	0	0	0	0	0	0	0	323	41.8
North River Radio Relay Site	Air Force Active	Unalakleet	0	0	0	0	0	0	0	144	23.1
Oliktok Long Range Radar Site	Air Force Active	Deadhorse	4	39,276	0	0	0	0	160	832	101.2
Point Barrow Long Range Radar Site	Air Force Active	Barrow	0	0	0	0	4	51,392	0	266	65.7
Point Lay Long Range Radar Site	Air Force Active	Point Lay	3	25,036	0	0	0	0	0	1,442	55.0
Port Heiden Radio Relay Site	Air Force Active	Port Heiden	0	0	0	0	0	0	1	171	10.5
Seward Recreation Annex	Air Force Active	Anchorage	4	4,080	0	0	0	0	0	11	10.4
Seward Recreation Area	Army Active	Seward	22	54,975	0	0	0	0	0	12	56.7
Sparrevohn Long Range Radar Site	Air Force Active	Lime Village	5	36,401	0	0	0	0	0	1,179	192.1
Tatalina Long Range Radar Site	Air Force Active	Mcgrath	6	37,151	0	0	0	0	0	4,970	171.8
Ted Stevens IAP	Air Force Guard	Anchorage	34	420,372	0	0	0	0	0	129	342.9
Tin City Long Range Radar Site	Air Force Active	Wales	6	83,453	0	0	0	0	37	723	172.6
Wainwright Short Range Radar Site	Air Force Active	Wainwright	0	0	0	0	0	0	0	1,519	23.2
Whittier Anchorage Pipeline	Army Active	Whittier	1	416	0	0	0	0	0	337	289.5
Yukon Command TS	Army Active	Fairbanks	12	22,499	0	0	4	808	0	864,769	288.7
Yukon Weapons Range	Air Force Active	Fairbanks	6	6,450	0	0	1	1,008	28	325	195.6
<b>* OTHER SITE(S) : 113</b>			<b>164</b>	<b>298,544</b>	<b>5</b>	<b>23,460</b>	<b>23</b>	<b>6,178</b>	<b>18</b>	<b>250,325</b>	<b>957.5</b>
<b>Alaska Total:</b>			<b>2,055</b>	<b>28,749,812</b>	<b>5</b>	<b>23,460</b>	<b>1,165</b>	<b>10,090,571</b>	<b>25,512</b>	<b>2,057,351</b>	<b>44,465.9</b>
<b><u>American Samoa</u></b>											
TE O USARC	Army Reserve	Pago Pago	6	90,234	1	7,200	1	7,380	18	110	81.8

\* US Locations that do not meet criteria of at least ten (10) Acres AND at least \$10M PRV. US Territories and Non-US Locations that do not meet criteria of at least ten (10) Acres OR at least \$10M PRV.



**DEPARTMENT OF DEFENSE**  
**Base Structure Report - As of 30 Sept 2017**

SITE	COMPONENT	NAME NEAREST CITY	BUILDINGS						ACRES OWNED	TOTAL SITE ACRES	TOTAL SITE PRV (\$M)
			OWNED		LEASED		OTHER				
			COUNT	SQFT	COUNT	SQFT	COUNT	SQFT			
<b>American Samoa Total:</b>			<b>6</b>	<b>90,234</b>	<b>1</b>	<b>7,200</b>	<b>1</b>	<b>7,380</b>	<b>18</b>	<b>110</b>	<b>81.8</b>
<b>Arizona</b>											
Air Control Tower	Marine Corps Active	Yuma	3	21,328	0	0	0	0	10	12	14.1
Air Force Plant 44	Air Force Active	Tucson	71	1,030,468	0	0	0	0	2,208	2,215	184.8
Barry Goldwater Range	Marine Corps Active	Yuma	49	173,656	0	0	1	120	41,613	692,800	325.4
Barry M Goldwater Air Force Range	Air Force Active	Gila Bend	8	7,323	0	0	0	0	102,689	1,102,325	181.2
Camp Navajo	Army Guard	Bellemont	925	3,077,069	0	0	0	0	28,458	28,546	1,276.1
Davis-Monthan AFB	Air Force Active	Tucson	485	5,072,032	0	0	3	78,694	3,677	10,529	2,660.9
Fort Huachuca	Army Active	Sierra Vista	586	5,868,923	14	359,654	987	2,202,587	71,843	73,540	3,406.8
Fort Huachuca - ANG	Air Force Guard	Tucson	3	34,043	0	0	0	0	19	19	19.7
Gila Bend Air Force Auxiliary Field	Air Force Active	Gila Bend	42	132,985	0	0	0	0	0	1,886	129.5
Luke AFB	Air Force Active	Phoenix	342	3,830,679	0	0	0	0	1,445	4,833	1,816.3
Luke Air Force Auxiliary Field 1	Air Force Active	Wittmann	1	600	0	0	0	0	400	1,105	138.6
Luke Waste Annex	Air Force Active	Glendale	9	26,014	0	0	0	0	0	46	24.3
MCAS Yuma	Marine Corps Active	Yuma	268	2,987,178	0	0	362	1,228,256	2,824	4,734	2,145.8
MCAS Yuma Hsg-Off Base	Marine Corps Active	Yuma	0	0	0	0	27	148,937	23	23	37.3
NAVOBSSTA Flagstaff	Navy Active	Flagstaff	12	37,890	0	0	0	0	278	293	16.0
NG Buckeye	Army Guard	Buckeye	12	107,984	0	0	0	0	0	1,481	34.7
NG Florence Military Reservation	Army Guard	Florence	22	169,256	0	0	0	0	6,495	6,495	72.7
NG FMR West	Army Guard	Florence	0	0	0	0	26	83,519	0	60	26.2
NG Papago Military Reservation	Army Guard	Phoenix	64	703,349	0	0	0	0	0	418	277.2
Sky Harbor IAP	Air Force Guard	Phoenix	16	263,766	0	0	0	0	0	60	107.9
Tucson IAP	Air Force Guard	Tucson	36	593,118	0	0	1	3,037	94	98	214.9
Yuma Proving Ground	Army Active	Yuma	518	1,853,890	0	0	6	14,533	174,009	1,083,956	1,865.9
<b>* OTHER SITE(S) : 31</b>			<b>83</b>	<b>278,413</b>	<b>3</b>	<b>63,310</b>	<b>1</b>	<b>573</b>	<b>657</b>	<b>26,555</b>	<b>110.4</b>
<b>Arizona Total:</b>			<b>3,555</b>	<b>26,269,965</b>	<b>17</b>	<b>422,964</b>	<b>1,414</b>	<b>3,760,256</b>	<b>436,743</b>	<b>3,042,028</b>	<b>15,086.6</b>
<b>Arkansas</b>											
Fort Chaffee MTC	Army Guard	Tulsa	408	1,817,902	0	0	0	0	64,973	65,305	686.3
Fort Smith MAP	Air Force Guard	Tulsa	38	372,342	0	0	0	0	0	144	113.8

\* US Locations that do not meet criteria of at least ten (10) Acres AND at least \$10M PRV. US Territories and Non-US Locations that do not meet criteria of at least ten (10) Acres OR at least \$10M PRV.

**DEPARTMENT OF DEFENSE**  
**Base Structure Report - As of 30 Sept 2017**

SITE	COMPONENT	NAME NEAREST CITY	BUILDINGS						ACRES OWNED	TOTAL SITE ACRES	TOTAL SITE PRV (\$M)
			OWNED		LEASED		OTHER				
			COUNT	SQFT	COUNT	SQFT	COUNT	SQFT			
Little Rock AFB	Air Force Active	Tulsa	322	3,944,522	0	0	7	1,501	6,928	7,151	1,676.7
Pine Bluff Arsenal	Army Active	White Hall	904	3,523,713	0	0	0	0	14,399	14,465	1,398.2
* OTHER SITE(S) : 22			68	624,779	2	23,345	0	0	622	1,007	176.3
<b>Arkansas Total:</b>			<b>1,740</b>	<b>10,283,258</b>	<b>2</b>	<b>23,345</b>	<b>7</b>	<b>1,501</b>	<b>86,922</b>	<b>88,072</b>	<b>4,051.4</b>
<b>California</b>											
Air Force Plant 42	Air Force Active	Medford	113	3,415,056	0	0	0	0	6,131	6,131	2,191.0
Beale AFB	Air Force Active	Yuba City	228	2,611,512	0	0	90	141,478	22,002	22,451	2,596.9
BT Collins USARC/OMS/AMSA	Army Reserve	Sacramento	11	214,473	0	0	0	0	38	38	81.4
Channel Islands ANG	Air Force Guard	Port Hueneme	21	342,383	0	0	0	0	206	206	289.0
Chocolate Mountain Air Gnr Range	Marine Corps Active	Niland	4	40,775	0	0	0	0	454,405	456,364	116.6
CSO Hunters Point Annex	Navy Active	San Francisco	125	2,656,775	0	0	0	0	844	844	3,114.2
CSO NAS Alameda	Navy Active	Alameda	67	2,049,598	0	0	0	0	1,602	1,602	1,274.3
CSO NS Treasure Island	Navy Active	San Francisco	42	283,130	1	30,000	0	0	182	184	408.9
CSO NSY Long Beach	Navy Active	Long Beach	15	26,064	0	0	0	0	246	251	124.6
CSO NSY Mare Island	Navy Active	Vallejo	98	946,614	0	0	0	0	860	860	457.5
Edwards AFB	Air Force Active	Lancaster	723	7,193,181	0	0	0	0	225,561	307,517	7,309.5
Fort Hunter Liggett	Army Reserve	Jolon	296	1,466,281	0	0	0	0	115,136	162,773	1,195.4
Fort MacArthur FH Annex	Air Force Active	Long Beach	38	273,677	0	0	0	0	111	193	116.2
Fort Ord	Army Active	Seaside	0	0	0	0	0	0	12,026	12,028	202.9
Fresno Yosemite International - ANG	Air Force Guard	Fresno	30	306,254	0	0	0	0	0	77	174.7
George AFB	Air Force Active	Brooks City	4	3,556	0	0	0	0	2,278	4,055	83.3
Hayward MAP (ANG)	Air Force Guard	Hayward	17	148,452	0	0	0	0	0	27	76.3
Holtville Carrier LS	Navy Active	El Centro	0	0	0	0	0	0	0	128	31.6
Laguna Peak	Navy Active	Point Mugu	11	12,399	0	0	0	0	39	39	18.1
Lincoln Communication Annex	Air Force Active	Lincoln	2	16,264	0	0	0	0	358	358	28.4
Long Beach Fuel Complex	Navy Active	Long Beach	7	8,305	0	0	0	0	11	11	122.1
Los Angeles AFB	Air Force Active	El Segundo	19	982,656	0	0	0	0	2	56	290.3
Los Angeles Air Force Annex 4	Air Force Active	Carson	1	85,000	0	0	0	0	13	23	32.4
March ARB	Air Force Reserve	Riverside	197	2,636,200	0	0	0	0	2,135	2,385	1,523.9
Mare Island USARC/OMS/Marine AMSA	Army Reserve	Vallejo	7	91,230	0	0	0	0	68	68	105.5

\* US Locations that do not meet criteria of at least ten (10) Acres AND at least \$10M PRV. US Territories and Non-US Locations that do not meet criteria of at least ten (10) Acres OR at least \$10M PRV.

**DEPARTMENT OF DEFENSE**  
**Base Structure Report - As of 30 Sept 2017**

SITE	COMPONENT	NAME NEAREST CITY	BUILDINGS						ACRES OWNED	TOTAL SITE ACRES	TOTAL SITE PRV (\$M)
			OWNED		LEASED		OTHER				
			COUNT	SQFT	COUNT	SQFT	COUNT	SQFT			
MCAS El Toro LIFOC	Marine Corps Active	Irvine	8	78,160	0	0	0	0	272	272	22.4
MCAS Miramar	Marine Corps Active	San Diego	412	6,319,563	0	0	314	1,272,656	21,164	22,879	3,692.7
MCAS Tustin Carve-Out 2	Marine Corps Active	Tustin	41	470,215	0	0	0	0	34	34	185.5
MCB Camp Pendleton	Marine Corps Active	Escondido	1,734	21,883,286	15	36,000	3,417	14,014,502	123,732	123,732	13,935.1
McClellan AF Base	Air Force Active	McClellan	46	399,121	24	2,282,985	0	0	2,777	2,873	1,442.1
MCLB Barstow	Marine Corps Active	Barstow	144	2,522,274	0	0	5	9,107	359	3,764	896.1
MCLB Barstow Yermo Area	Marine Corps Active	Barstow	96	2,085,574	0	0	4	12,444	1,211	1,526	900.8
MCRD San Diego	Marine Corps Active	San Diego	147	2,732,001	0	0	12	29,522	428	428	1,121.5
MCRD San Diego Former NTC	Marine Corps Active	San Diego	5	143,416	0	0	161	999,697	72	72	270.2
Military Ocean Terminal Concord	Army Active	Concord	139	347,338	0	0	2	406	6,419	6,432	679.0
Moffett Community Housing	Army Reserve	Mountain View	2	3,982	0	0	89	635,122	140	140	155.0
Moffett Field Site 1	Air Force Guard	Moffett Field	25	303,647	0	0	0	0	112	112	146.6
MSA Munitions Storage Area Site 2	Air Force Guard	Fresno	6	28,718	0	0	0	0	0	25	13.0
MTC-H Camp Roberts	Army Guard	San Miguel	434	1,656,429	0	0	0	0	40,048	40,052	1,100.2
MWTC Bridgeport	Marine Corps Active	Bridgeport	50	336,883	0	0	0	0	346	44,452	171.8
NAF El Centro	Navy Active	El Centro	188	1,109,879	0	0	59	145,981	2,679	2,865	904.6
NAF El Centro Target 101	Navy Active	El Centro	1	7,546	0	0	0	0	4,005	19,231	35.6
NAS Lemoore	Navy Active	Fresno	263	3,608,142	0	0	987	3,414,901	18,355	29,408	3,187.3
Naval Medical Center San Diego	Navy Active	San Diego	21	2,104,568	0	0	4	11,771	76	77	1,301.7
NAVBASE Ventura City Point Mugu	Navy Active	Point Mugu	540	4,218,771	0	0	389	664,971	4,484	4,484	2,530.8
NAVBASE Ventura City Point Mugu	Navy Active	Camarillo	1	9,728	0	0	242	445,446	52	52	92.5
NAVPHIBASE Coronado	Navy Active	Coronado	133	2,098,746	0	0	221	941,667	1	263	1,107.8
NAVPHIBASE Seal Side	Navy Active	Coronado	41	584,962	0	0	0	0	903	903	214.0
NAVPMOSSP Mtn View	Navy Active	Mountain View	11	784,873	0	0	0	0	49	68	347.4
NAVSUPPET Monterey	Navy Active	Monterey	61	1,390,718	0	0	6	12,156	136	137	652.4

\* US Locations that do not meet criteria of at least ten (10) Acres AND at least \$10M PRV. US Territories and Non-US Locations that do not meet criteria of at least ten (10) Acres OR at least \$10M PRV.

**DEPARTMENT OF DEFENSE**  
**Base Structure Report - As of 30 Sept 2017**

SITE	COMPONENT	NAME NEAREST CITY	BUILDINGS						ACRES OWNED	TOTAL SITE ACRES	TOTAL SITE PRV (\$M)
			OWNED		LEASED		OTHER				
			COUNT	SQFT	COUNT	SQFT	COUNT	SQFT			
NAVSUPPDET Monterey Dixon Transmitter Facility	Navy Active	Dixon	11	36,325	0	0	0	0	1,213	1,213	45.2
NAVSUPPDET Monterey La Mesa Village	Navy Active	Monterey	11	85,889	0	0	260	862,703	287	287	255.2
NAVSUPPDET Monterey Navy School Annex	Navy Active	Monterey	27	214,581	0	0	0	0	234	247	120.5
NAWS China Lake	Navy Active	China Lake	1,132	4,787,065	0	0	407	848,144	82,787	651,739	4,393.3
NAWS China Lake Harvey Field Area	Navy Active	China Lake	3	3,006	0	0	0	0	47	47	35.4
NAWS China LakeRandsburg Wash Area	Navy Active	Trona	56	158,123	0	0	0	0	4,541	469,729	208.1
NB Coronado	Navy Active	San Diego	570	9,436,611	0	0	62	150,778	2,802	2,804	5,485.1
NB Coronado Camp Michael Monsoor	Navy Active	Pine Valley	22	75,213	0	0	1	1,644	0	5,847	46.8
NB Coronado Camp Morena	Navy Active	Imperial Beach	0	0	0	0	24	59,879	0	62	25.0
NB Coronado Imperial Beach	Navy Active	Imperial Beach	57	490,724	0	0	25	302,261	1,199	1,293	440.9
NB Coronado Lofgren Terrace	Navy Active	Chula Vista	0	0	0	0	53	375,010	35	35	85.1
NB Coronado NF Survival Tng	Navy Active	Imperial Beach	25	42,731	0	0	0	0	0	12,544	25.5
NB Coronado Silver Strand	Navy Active	Imperial Beach	14	195,469	0	0	2	8,380	549	550	103.3
NB Point Loma	Navy Active	San Diego	124	1,058,732	0	0	27	77,954	1,210	1,218	743.9
NB Point Loma Admiral Hartman Housing 1	Navy Active	San Diego	0	0	0	0	92	150,991	46	46	58.4
NB Point Loma Admiral Hartman Housing 2	Navy Active	San Diego	0	0	0	0	56	90,881	54	54	19.8
NB Point Loma Admiral Hartman Housing 3	Navy Active	San Diego	0	0	0	0	288	488,696	54	54	106.4
NB Point Loma Chesterton Hsg	Navy Active	San Diego	1	6,863	0	0	435	810,657	144	144	206.3
NB Point Loma Fleet ASW	Navy Active	San Diego	45	1,109,724	0	0	0	0	66	66	482.1
NB Point Loma Fuel Farm	Navy Active	San Diego	30	68,907	0	0	2	5,106	206	206	286.3
NB Point Loma Gateway Village Hsg	Navy Active	San Diego	0	0	0	0	284	1,046,893	44	44	197.5
NB Point Loma Old Town	Navy Active	San Diego	11	1,490,408	0	0	0	0	47	47	465.8
NB Point Loma Old Town Site 2	Navy Active	San Diego	3	117,225	0	0	0	0	24	24	24.9
NB Point Loma Serra Mesa - Cabrillo	Navy Active	San Diego	1	4,901	0	0	308	1,498,988	111	111	330.9
NB Point Loma SPAWARS South	Navy Active	San Diego	12	24,534	0	0	2	12,114	38	38	11.0
NB San Diego	Navy Active	San Diego	174	2,693,682	0	0	0	0	986	996	3,013.8

\* US Locations that do not meet criteria of at least ten (10) Acres AND at least \$10M PRV. US Territories and Non-US Locations that do not meet criteria of at least ten (10) Acres OR at least \$10M PRV.

**DEPARTMENT OF DEFENSE**  
**Base Structure Report - As of 30 Sept 2017**

SITE	COMPONENT	NAME NEAREST CITY	BUILDINGS						ACRES OWNED	TOTAL SITE ACRES	TOTAL SITE PRV (\$M)
			OWNED		LEASED		OTHER				
			COUNT	SQFT	COUNT	SQFT	COUNT	SQFT			
NB San Diego Bayview Hills Housing	Navy Active	San Diego	1	5,500	0	0	199	1,622,259	162	162	371.8
NB San Diego Boat Storage	Navy Active	San Diego	1	7,812	0	0	0	0	29	29	795.4
NB San Diego Broadway Complex	Navy Active	San Diego	7	868,508	0	0	0	0	20	22	258.8
NB San Diego Chollas Heights Housing	Navy Active	San Diego	1	12,800	0	0	91	556,930	78	78	138.0
NB San Diego Dryside	Navy Active	San Diego	120	3,255,250	0	0	10	1,478,217	338	338	1,686.4
NB San Diego Eucalyptus Housing	Navy Active	San Diego	0	0	0	0	57	487,888	41	41	106.2
NB San Diego Home Terrace Condos	Navy Active	San Diego	0	0	0	0	20	120,542	10	10	27.0
NB San Diego Howard Gilmore	Navy Active	La Mesa	0	0	0	0	48	759,257	39	40	148.7
NB San Diego Mission Gorge	Navy Active	San Diego	16	31,536	0	0	0	0	448	448	39.5
NB San Diego Murphy Canyon	Navy Active	San Diego	5	43,087	0	0	1,136	4,671,572	734	734	1,169.6
NB San Diego Pomerado Terrace	Navy Active	San Diego	0	0	0	0	23	263,281	52	52	61.6
NB San Diego Terrace View Villas	Navy Active	San Diego	0	0	0	0	41	227,468	17	17	52.9
NG TS MD Los Alamitos	Army Guard	Los Alamitos	152	1,315,007	0	0	0	0	1,315	1,318	818.2
NORCO	Navy Active	Norco	55	478,603	0	0	0	0	279	281	210.4
Norwalk	Air Force Reserve	Riverside	4	2,587	0	0	0	0	32	40	64.3
Norwalk Fuel Complex	Navy Active	Norwalk	0	0	0	0	0	0	17	18	76.6
NOSC Alameda	Navy Reserve	Alameda	6	97,456	0	0	0	0	15	15	36.7
NOSC Sacramento	Navy Reserve	Sacramento	4	53,337	0	0	0	0	19	19	19.8
NS Long Beach	Navy Active	Long Beach	2	412	0	0	0	0	679	679	72.2
NTC and Fort Irwin	Army Active	Fort Irwin	667	4,226,053	2	9,000	986	3,823,727	21,167	22,154	6,985.5
NWS Seal Beach	Navy Active	Seal Beach	267	1,878,865	0	0	44	462,265	4,822	4,852	1,067.5
NWS Seal Beach Det Concord	Navy Active	Concord	339	1,571,454	0	0	0	0	5,038	5,038	856.7
NWS Seal Beach Fallbrook	Navy Active	Fallbrook	265	967,098	0	0	0	0	8,852	8,852	592.3
Ozol Defense Fuel Support Point	Air Force Active	Martinez	4	4,537	0	0	0	0	54	75	133.0
Parks Reserve Forces Training Area	Army Reserve	Dublin	116	1,190,922	0	0	116	273,927	4,356	4,400	658.3
Pillar Point AFS	Air Force Active	Half Moon Bay	12	20,462	0	0	0	0	55	55	49.3
Point Arena AFS	Air Force Active	Point Arena	47	92,706	0	0	0	0	74	83	39.6
Port Hueneme	Navy Active	Port Hueneme	449	6,054,399	0	0	210	749,701	1,675	1,741	2,787.4
Presidio Of Monterey	Army Active	Monterey	144	2,041,676	1	6,283	60	116,698	325	456	840.8
Riverbank AAP	Army Active	Modesto	111	737,322	0	0	0	0	167	169	367.3
San Clemente	Navy Active	San Clemente	226	603,975	0	0	6	6,231	36,206	36,206	711.0

\* US Locations that do not meet criteria of at least ten (10) Acres AND at least \$10M PRV. US Territories and Non-US Locations that do not meet criteria of at least ten (10) Acres OR at least \$10M PRV.

**DEPARTMENT OF DEFENSE**  
**Base Structure Report - As of 30 Sept 2017**

SITE	COMPONENT	NAME NEAREST CITY	BUILDINGS						ACRES OWNED	TOTAL SITE ACRES	TOTAL SITE PRV (\$M)
			OWNED		LEASED		OTHER				
			COUNT	SQFT	COUNT	SQFT	COUNT	SQFT			
San Diego ANGS	Air Force Guard	San Diego	2	31,816	0	0	0	0	24	24	14.4
San Nicolas Island	Navy Active	San Nicolas Island	126	389,794	0	0	4	44,116	13,370	13,370	550.2
San Pedro Fuel Depot	Navy Active	Los Angeles	27	35,407	0	0	0	0	342	344	214.7
Santa Cruz Island	Navy Active	Goleta	11	17,010	0	0	0	0	0	11	26.6
Sepulveda National Guard Station	Air Force Guard	Los Angeles	4	48,796	0	0	0	0	26	26	23.8
Sewage Evaporation Pon	Navy Active	Fresno	0	0	0	0	0	0	430	430	22.8
Sierra Army Depot	Army Active	Herlong	1,048	5,413,157	0	0	0	0	29,888	37,583	2,196.5
Travis AFB	Air Force Active	Fairfield	366	6,399,475	0	0	448	1,810,519	5,095	6,446	4,614.7
Travis System Annex No 2 Site 1	Air Force Active	Martinez	12	23,421	0	0	0	0	206	206	19.1
Tulelake Radar Site	Air Force Active	Medford	4	17,140	0	0	0	0	0	928	33.5
Twentynine Palms Main Base	Marine Corps Active	Palm Springs	787	6,755,339	0	0	670	2,998,155	173,907	635,811	5,051.3
USMC Marine Corp Site 3	Air Force Guard	Fresno	10	51,185	0	0	0	0	0	15	25.5
Vandenberg AFB	Air Force Active	Lompoc	619	6,399,201	0	0	1	1,812	98,415	118,312	4,487.8
Vandenberg Village Xmtr Site	Air Force Active	Lompoc	1	5,573	0	0	0	0	466	468	14.0
Vista Del Sol East	Marine Corps Active	Palm Springs	0	0	0	0	50	254,780	0	29	59.5
Vista Del Sol West	Marine Corps Active	Palm Springs	0	0	0	0	101	446,255	0	65	103.0
<b>* OTHER SITE(S) : 245</b>			960	13,777,626	25	974,489	1,133	3,463,262	125,628	320,297	6,204.1
<b>California Total:</b>			<b>15,952</b>	<b>168,065,393</b>	<b>68</b>	<b>3,338,757</b>	<b>13,784</b>	<b>54,181,768</b>	<b>1,703,741</b>	<b>3,655,180</b>	<b>119,192.0</b>
<b>Colorado</b>											
Buckley AFB	Air Force Active	Aurora	197	3,789,159	0	0	0	0	3,409	4,234	1,983.3
Cheyenne Mountain AFS	Air Force Active	Cheyenne	56	384,252	0	0	0	0	499	567	504.6
Colorado Springs GTA USARC	Army Reserve	Colorado Springs	2	40,297	0	0	0	0	15	15	17.0
Fort Carson	Army Active	Colorado Springs	982	14,885,067	2	15,654	1,625	5,662,773	134,258	137,409	7,727.4
Fort Carson Weapons Range	Air Force Guard	Colorado Springs	4	8,144	0	0	0	0	0	3,110	23.5
Greeley ANGS	Air Force Guard	Greeley	1	601	0	0	7	59,838	0	17	23.8
Joe P Martinez USARC/AMSA	Army Reserve	Commerce City	3	82,127	0	0	0	0	20	20	26.3
NG Firestone	Army Guard	Longmont	7	81,949	0	0	0	0	11	11	31.9
Peterson AFB	Air Force Active	Colorado Springs	156	3,307,243	32	317,972	0	0	201	1,442	1,432.5
Peterson AFB A/DACG Site	Army Active	Colorado Springs	3	62,208	0	0	0	0	13	13	21.8
Pinon Canyon	Army Active	Model	42	82,615	0	0	0	0	232,785	235,782	116.4
Pueblo Chemical Depot	Army Active	Pueblo	1,140	5,752,059	0	0	0	0	23,121	23,121	2,397.0

\* US Locations that do not meet criteria of at least ten (10) Acres AND at least \$10M PRV. US Territories and Non-US Locations that do not meet criteria of at least ten (10) Acres OR at least \$10M PRV.

**DEPARTMENT OF DEFENSE**  
**Base Structure Report - As of 30 Sept 2017**

SITE	COMPONENT	NAME NEAREST CITY	BUILDINGS						ACRES OWNED	TOTAL SITE ACRES	TOTAL SITE PRV (\$M)
			OWNED		LEASED		OTHER				
			COUNT	SQFT	COUNT	SQFT	COUNT	SQFT			
Rocky Mountain Arsenal	Army Active	Commerce City	11	78,673	0	0	0	0	3,746	3,804	143.2
Schriever AFB	Air Force Active	Colorado Springs	78	2,103,009	0	0	0	0	3,202	5,634	1,186.1
The Farish Memorial Recreational Annex	Air Force Active	Calhan	17	17,231	0	0	1	650	635	646	22.5
USAF Academy	Air Force Active	Calhan	256	6,028,878	0	0	0	0	17,445	52,266	3,107.8
USAF Academy Auxiliary Airfield	Air Force Active	Calhan	0	0	0	0	1	1,651	0	197	13.2
USAF Academy Site 2	Air Force Active	Calhan	74	625,599	0	0	1	62,980	1,005	1,005	406.4
William T. Fitzsimons USARC	Army Reserve	Aurora	6	138,881	0	0	0	0	21	21	43.3
Windsor Army Reserve Center	Army Reserve	Colorado Springs	2	37,276	0	0	0	0	18	19	12.7
<b>* OTHER SITE(S) : 64</b>			<b>66</b>	<b>151,220</b>	<b>1</b>	<b>30,302</b>	<b>0</b>	<b>0</b>	<b>100</b>	<b>6,725</b>	<b>500.7</b>
<b>Colorado Total:</b>			<b>3,103</b>	<b>37,656,488</b>	<b>35</b>	<b>363,928</b>	<b>1,635</b>	<b>5,787,892</b>	<b>420,503</b>	<b>476,056</b>	<b>19,741.5</b>

**Connecticut**

Berry-Rosenblatt MD	Army Reserve	West Hartford	2	108,534	0	0	0	0	18	18	35.1
BG John W Middleton USARC	Army Reserve	East Windsor	2	55,080	0	0	0	0	17	62	20.7
Bradley IAP	Air Force Guard	East Granby	31	344,893	0	0	0	0	3	148	168.3
Danbury USARC	Army Reserve	Danbury	3	117,455	0	0	0	0	17	17	40.8
Middletown AFRC	Army Reserve	Middletown	4	205,130	0	0	0	0	42	42	69.5
NAVSUBASE New London	Navy Active	Groton	205	3,201,000	0	0	14	23,187	686	687	1,556.1
NAVSUBASE New London Conning Towers	Navy Active	Groton	5	24,582	0	0	158	531,009	50	50	130.6
NAVSUBASE New London Dolphin Gardens	Navy Active	Groton	1	47,832	0	0	78	352,396	40	40	98.9
NAVSUBASE New London Nautilus Park 1st Inc	Navy Active	Groton	1	26,544	0	0	756	1,876,230	50	50	422.5
NAVSUBASE New London Nautilus Park 2nd Inc	Navy Active	Groton	0	0	0	0	277	749,329	142	142	176.2
NAVSUBASE New London Nautilus Park 3rd Inc	Navy Active	Groton	3	29,951	0	0	1	5,421	115	115	17.9
NAVSUBASE New London Polaris Park	Navy Active	Groton	3	10,944	0	0	63	601,471	52	52	136.6
NAVSUBASE New London Trident Park	Navy Active	Groton	1	400	0	0	82	505,371	85	86	123.7
Orange ANG Communications Station	Air Force Guard	Orange	4	56,456	0	0	0	0	21	29	26.1
Stratford Army Engine Plant	Army Active	Stratford	41	1,617,959	0	0	0	0	75	75	542.0
USARC Branford CT	Army Reserve	Branford	2	44,469	0	0	0	0	15	19	17.9

\* US Locations that do not meet criteria of at least ten (10) Acres AND at least \$10M PRV. US Territories and Non-US Locations that do not meet criteria of at least ten (10) Acres OR at least \$10M PRV.

**DEPARTMENT OF DEFENSE**  
**Base Structure Report - As of 30 Sept 2017**

SITE	COMPONENT	NAME NEAREST CITY	BUILDINGS						ACRES OWNED	TOTAL SITE ACRES	TOTAL SITE PRV (\$M)
			OWNED		LEASED		OTHER				
			COUNT	SQFT	COUNT	SQFT	COUNT	SQFT			
* OTHER SITE(S) : 19			29	383,502	9	45,093	0	0	60	120	157.1
<b>Connecticut Total:</b>			<b>337</b>	<b>6,274,731</b>	<b>9</b>	<b>45,093</b>	<b>1,429</b>	<b>4,644,414</b>	<b>1,487</b>	<b>1,753</b>	<b>3,740.0</b>
<b>Delaware</b>											
Dover AF Base	Air Force Active	Dover	189	3,825,893	0	0	4	128,812	3,218	3,824	2,162.7
New Castle County Airport	Air Force Guard	New Castle	39	335,289	0	0	0	0	0	78	167.1
NEWARK AFRC	Army Reserve	Newark	3	54,364	0	0	0	0	21	21	17.9
NG River Road Training Site	Army Guard	New Castle	31	148,853	0	0	0	0	227	227	42.4
* OTHER SITE(S) : 6			8	80,280	0	0	0	0	19	20	27.0
<b>Delaware Total:</b>			<b>270</b>	<b>4,444,679</b>	<b>0</b>	<b>0</b>	<b>4</b>	<b>128,812</b>	<b>3,485</b>	<b>4,170</b>	<b>2,417.2</b>
<b>District of Columbia</b>											
Fort Lesley J McNair	Army Active	Washington, DC	66	1,449,971	0	0	0	0	108	108	567.0
Naval Observatory	Navy Active	Washington, DC	37	177,739	0	0	9	20,396	72	72	74.6
Naval Research Lab	Navy Active	Washington, DC	96	3,085,465	0	0	0	0	131	133	1,017.8
NS Anacostia	Navy Active	Washington, DC	205	4,708,524	0	0	190	287,496	676	1,027	1,817.3
NSA Washington	Navy Active	Washington, DC	68	3,329,444	0	0	41	180,707	78	78	1,380.7
* OTHER SITE(S) : 13			22	307,932	7	134,918	7	29,552	108	108	199.5
<b>District of Columbia Total:</b>			<b>494</b>	<b>13,059,075</b>	<b>7</b>	<b>134,918</b>	<b>247</b>	<b>518,151</b>	<b>1,173</b>	<b>1,525</b>	<b>5,056.8</b>
<b>Florida</b>											
1LT Max R. Stover USARC	Army Reserve	St. Petersburg	2	48,911	0	0	0	0	65	66	12.6
4th MARDIV Jacksonville Maint	Marine Corps Reserve	Jacksonville	5	45,689	0	0	0	0	111	111	14.6
Arbuckle Airfield	Air Force Active	Avon Park	41	209,777	0	0	0	0	5,145	5,147	180.0
Avon Park AF Range	Air Force Active	Avon Park	6	5,649	0	0	0	0	100,929	100,929	40.7
C. Lovejoy USARC/AMSA	Army Reserve	Tampa	5	52,744	0	0	0	0	14	14	14.7
Camp Blanding	Air Force Guard	Jacksonville	24	133,426	0	0	0	0	0	219	35.1
Cape Canaveral AFS	Air Force Active	Cape Canaveral	509	3,772,550	0	0	0	0	15,093	16,239	1,964.8
Cape San Blas Missile Tracking Annex D-3	Air Force Active	Port St Joe	12	29,911	0	0	0	0	831	831	12.7
Corry Station	Navy Active	Pensacola	128	2,158,919	0	0	108	573,979	674	674	912.0
Dania Beach (Lauderdale)	Navy Active	Dania	12	30,944	0	0	0	0	0	10	13.4
Destin Moreno Point	Army Active	Destin	22	59,052	0	0	0	0	13	13	13.9

\* US Locations that do not meet criteria of at least ten (10) Acres AND at least \$10M PRV. US Territories and Non-US Locations that do not meet criteria of at least ten (10) Acres OR at least \$10M PRV.



**DEPARTMENT OF DEFENSE**  
**Base Structure Report - As of 30 Sept 2017**

SITE	COMPONENT	NAME NEAREST CITY	BUILDINGS						ACRES OWNED	TOTAL SITE ACRES	TOTAL SITE PRV (\$M)
			OWNED		LEASED		OTHER				
			COUNT	SQFT	COUNT	SQFT	COUNT	SQFT			
Eglin AFB	Air Force Active	Holt	1,061	10,328,450	0	0	1	2,700	319,076	449,421	6,104.2
Eglin AFB Auxiliary Field 3	Air Force Active	Crestview	89	765,506	0	0	0	0	1,512	1,946	475.3
Eglin AFB Auxiliary Field 6	Air Force Active	Holt	46	175,236	0	0	0	0	832	855	128.5
Eglin AFB Site 2 (Santa Rosa Island)	Air Force Active	Ft Walton Beach	49	115,743	0	0	0	0	0	3,173	100.0
Homestead ARB	Air Force Reserve	Homestead	124	1,240,754	0	0	0	0	2,016	2,465	609.1
Hurlburt Field	Air Force Active	Mary Esther	365	4,595,839	0	0	199	539,215	6,341	6,341	1,968.0
Jacksonville IAP	Air Force Guard	Jacksonville	39	378,778	0	0	0	0	0	342	128.5
Jonathan Dickinson Missile Tracking Annex	Air Force Active	Hobe Sound	11	27,272	0	0	0	0	0	11	15.5
Kennedy Space Center Communications	Air Force Active	Cape Canaveral	48	93,984	0	0	0	0	0	62	51.8
LTC Luis E. Martinez USARC	Army Reserve	Perrine	2	82,720	0	0	0	0	13	13	21.9
MacDill AFB	Air Force Active	Jacksonville	270	4,879,097	0	0	0	0	5,592	5,866	2,322.9
Malabar Transmitter Annex	Air Force Active	Palm Bay	9	34,909	0	0	0	0	640	640	13.7
MCRC Tampa	Marine Corps Reserve	Tampa	14	31,592	0	0	0	0	0	19	11.3
MCSF Blount Island	Marine Corps Active	Jacksonville	61	963,946	0	0	0	0	912	1,082	437.3
NAS Jacksonville	Navy Active	Jacksonville	429	8,777,638	1	1,656	145	626,976	3,843	3,882	3,313.4
NAS Key West	Navy Active	Key West	131	902,904	0	0	18	15,641	4,006	4,787	669.0
NAS Key West Dredgers Key-Sigsbee	Navy Active	Key West	47	333,900	0	0	240	1,123,282	352	352	283.9
NAS Key West Fleming Key Magazine	Navy Active	Key West	43	163,882	0	0	4	122,948	322	323	105.4
NAS Key West Truman Annex	Navy Active	Key West	39	381,031	0	0	40	121,108	159	233	190.4
NAS Key West Trumbo Point Annex	Navy Active	Key West	23	269,749	0	0	123	452,915	129	137	250.9
NAS Pensacola	Navy Active	Pensacola	376	6,699,402	0	0	203	2,306,119	2,296	5,809	3,064.4
NAS Whiting Field Milton	Navy Active	Milton	136	1,276,847	0	0	1	156	3,533	5,058	759.5
Naval Hospital Key West	Navy Active	Key West	4	75,532	0	0	7	10,823	15	15	33.9
NG HMO3 (Snake Creek TS)	Army Guard	Hialeah	4	111,202	0	0	0	0	322	324	40.2
NOLF Choctaw	Navy Active	Navarre	6	25,860	0	0	0	0	1,450	1,450	101.9
NOLF Holley	Navy Active	Navarre	1	1,024	0	0	0	0	698	698	69.1
NOLF Santa Rosa	Navy Active	Milton	2	1,517	0	0	0	0	738	738	53.6
NOLF Spencer	Navy Active	Pace	3	4,195	0	0	0	0	640	640	25.8

\* US Locations that do not meet criteria of at least ten (10) Acres AND at least \$10M PRV. US Territories and Non-US Locations that do not meet criteria of at least ten (10) Acres OR at least \$10M PRV.

**DEPARTMENT OF DEFENSE**  
**Base Structure Report - As of 30 Sept 2017**

SITE	COMPONENT	NAME NEAREST CITY	BUILDINGS						ACRES OWNED	TOTAL SITE ACRES	TOTAL SITE PRV (\$M)
			OWNED		LEASED		OTHER				
			COUNT	SQFT	COUNT	SQFT	COUNT	SQFT			
NOSC Miami	Navy Reserve	Hialeah	2	62,741	0	0	0	0	20	20	18.0
NOTU Cape Canaveral	Navy Active	Cape Canaveral	82	571,745	0	0	0	0	250	256	264.0
NS Mayport	Navy Active	Jacksonville	301	2,656,523	0	0	397	1,392,246	2,973	3,230	1,688.6
NS Mayport Commissary Site	Navy Active	Atlantic Beach	1	163,973	0	0	0	0	29	29	22.8
NS Mayport FISC	Navy Active	Jacksonville	28	39,826	0	0	0	0	169	186	100.8
NS Mayport Ribault Bay Village	Navy Active	Atlantic Beach	6	44,276	0	0	104	605,782	129	129	120.4
NSA Orlando	Navy Active	Orlando	12	308,067	2	55,430	1	70,749	41	42	134.4
NSA Panama City	Navy Active	Panama City	192	1,448,316	0	0	35	98,868	654	678	588.4
OLF Bronson	Navy Active	Pensacola	30	16,378	0	0	1	1,916	967	1,098	36.5
OLF Whitehouse	Navy Active	Jacksonville	6	8,907	0	0	1	4,590	1,907	5,227	47.4
Patrick AFB	Air Force Active	Palm Bay	271	3,491,029	0	0	0	0	2,089	2,324	1,271.1
Sanford USARC	Army Reserve	Sanford	3	36,737	0	0	0	0	19	19	10.7
Saufley Field	Navy Active	Pensacola	74	704,006	0	0	1	384	882	895	346.7
Taft USARC	Army Reserve	Orlando	5	157,485	0	0	0	0	40	40	39.8
Tyndall AFB	Air Force Active	Panama City	448	4,129,639	0	0	7	11,920	26,734	28,891	1,908.2
US Army Garrison-Miami	Army Active	Miami	13	655,749	1	20,219	1	10,200	0	34	258.7
Whiting Pines	Navy Active	Milton	4	10,457	0	0	259	480,947	0	98	78.3
<b>* OTHER SITE(S) : 132</b>			<b>246</b>	<b>2,230,067</b>	<b>38</b>	<b>757,145</b>	<b>15</b>	<b>129,566</b>	<b>7,522</b>	<b>26,865</b>	<b>967.3</b>
<b>Florida Total:</b>			<b>5,922</b>	<b>66,022,001</b>	<b>42</b>	<b>834,450</b>	<b>1,911</b>	<b>8,703,030</b>	<b>522,734</b>	<b>690,994</b>	<b>32,466.1</b>
<b>Georgia</b>											
Air Force Plant 6	Air Force Active	Marietta	98	6,435,381	0	0	0	0	755	755	1,151.1
Athens USARC	Army Reserve	Athens	3	50,671	0	0	0	0	17	17	12.7
Augusta USARC/AMSA 54 (G)	Army Reserve	Augusta	4	37,487	0	0	0	0	10	10	11.1
Camp Frank D. Merrill, Dahlonoga	Army Active	Dahlonoga	49	46,028,740	0	0	0	0	282	282	50.4
Dobbins ARB	Air Force Reserve	Marietta	114	1,401,485	0	0	0	0	0	1,913	647.7
Fort Benning GA	Army Active	Columbus	1,453	21,645,496	0	0	2,095	7,624,391	167,089	167,094	10,714.3
Fort Gillem	Army Active	Forest Park	45	1,410,098	0	0	1	2,880	440	473	404.6
Fort Gordon	Army Active	Augusta	646	8,307,447	6	243,988	386	1,850,316	54,954	55,597	4,342.2
Fort Gordon Recreation Area	Army Active	Augusta	30	80,021	0	0	1	64	0	814	29.8
Fort Stewart	Army Active	Hinesville	1,436	11,685,516	1	14,459	1,014	5,131,622	279,154	279,155	5,761.7
General Lucius D. Clay National Guard Center	Army Guard	Marietta	62	765,156	0	0	0	0	80	80	254.3
Glynco ANGS	Air Force Guard	Brunswick	2	60,419	0	0	0	0	0	14	20.7

\* US Locations that do not meet criteria of at least ten (10) Acres AND at least \$10M PRV. US Territories and Non-US Locations that do not meet criteria of at least ten (10) Acres OR at least \$10M PRV.

**DEPARTMENT OF DEFENSE**  
**Base Structure Report - As of 30 Sept 2017**

SITE	COMPONENT	NAME NEAREST CITY	BUILDINGS						ACRES OWNED	TOTAL SITE ACRES	TOTAL SITE PRV (\$M)
			OWNED		LEASED		OTHER				
			COUNT	SQFT	COUNT	SQFT	COUNT	SQFT			
Grand Bay Weapons Range	Air Force Active	Lakeland	12	10,903	0	0	0	0	5,874	5,874	22.4
Hunter ANG 2	Air Force Guard	Savannah	11	55,729	0	0	0	0	18	18	18.8
Hunter Army Airfield	Army Active	Savannah	318	3,286,635	0	0	391	1,411,774	5,374	5,937	1,778.9
MCAS Beaufort Townsend Bombing Range	Marine Corps Active	Townsend	9	14,226	0	0	0	0	5,183	35,234	10.4
MCLB Albany	Marine Corps Active	Albany	225	6,587,730	0	0	86	237,848	3,387	3,393	1,731.3
Moody AFB	Air Force Active	Lake Park	301	2,902,683	0	0	0	0	5,118	5,521	1,108.1
Moody Recreation Annex	Air Force Active	Lake Park	12	12,477	0	0	0	0	489	489	10.1
NAS Atlanta Windy Hill	Marine Corps Reserve	Smyrna	10	68,868	0	0	0	0	28	28	20.6
NAVSUBASE Kings Bay	Navy Active	Kings Bay	450	5,275,037	0	0	227	1,033,188	12,897	16,616	2,876.5
NOSC-MCRC Atlanta	Navy Reserve	Marietta	3	95,915	0	0	0	0	18	18	25.9
Porter Village	Army Active	Dahlonaga	0	0	0	0	41	92,028	95	95	17.2
Robins AFB	Air Force Active	Warner Robins	502	13,657,517	0	0	2	203,028	6,779	6,935	4,134.8
Savannah/Hilton Head IAP	Air Force Guard	Garden City	58	655,156	0	0	0	0	0	207	222.8
Savannah/Hilton Head IAP Site 4	Air Force Guard	Garden City	11	70,337	0	0	0	0	0	49	26.0
Statham USARC	Army Reserve	Statham	3	52,409	0	0	0	0	16	16	16.0
VTS Catoosa	Army Guard	Tunnel Hill	39	86,551	0	0	0	0	1,630	1,630	37.1
Warner Robins USARC	Army Reserve	Warner Robins	4	41,264	0	0	0	0	15	15	11.0
<b>* OTHER SITE(S) : 41</b>			<b>128</b>	<b>617,248</b>	<b>4</b>	<b>35,876</b>	<b>37</b>	<b>77,253</b>	<b>626</b>	<b>781</b>	<b>224.8</b>
<b>Georgia Total:</b>			<b>6,038</b>	<b>131,398,601</b>	<b>11</b>	<b>294,323</b>	<b>4,281</b>	<b>17,664,392</b>	<b>550,329</b>	<b>589,060</b>	<b>35,693.4</b>

**Guam**

Agana	Navy Active	Agana	3	17,775	0	0	0	0	7	22	16.4
Andersen Administration Annex	Navy Active	Yigo	22	183,224	0	0	0	0	1,922	1,922	270.7
Andersen AFB	Navy Active	Yigo	1,383	6,317,887	0	0	0	0	16,045	16,117	8,633.0
Andersen Petrol Product Storage Annex 1	Navy Active	Yigo	0	0	0	0	0	0	19	19	0.0
Andersen Petrol Product Storage Annex 2	Navy Active	Yigo	1	14,446	0	0	0	0	24	24	45.9
Andersen Water Supply Annex	Navy Active	Yigo	4	778	0	0	0	0	8	37	1.6
Bullcart Trail	Navy Active	Agana	0	0	0	0	0	0	0	190	0.0
Dandan	Navy Active	Agana	5	25,834	0	0	0	0	59	78	24.3
GLUP 77 Apra	Navy Active	Apra	0	0	0	0	0	0	60	62	0.0
Guam US Army Reserve Center	Army Reserve	Barrigada	7	60,036	0	0	0	0	20	20	115.1

\* US Locations that do not meet criteria of at least ten (10) Acres AND at least \$10M PRV. US Territories and Non-US Locations that do not meet criteria of at least ten (10) Acres OR at least \$10M PRV.

**DEPARTMENT OF DEFENSE**  
**Base Structure Report - As of 30 Sept 2017**

SITE	COMPONENT	NAME NEAREST CITY	BUILDINGS						ACRES OWNED	TOTAL SITE ACRES	TOTAL SITE PRV (\$M)
			OWNED		LEASED		OTHER				
			COUNT	SQFT	COUNT	SQFT	COUNT	SQFT			
Harmon Substation	Navy Active	Dededo	0	0	0	0	0	0	4	15	0.0
Naval Hospital	Navy Active	Agana	57	580,072	0	0	0	0	120	138	701.3
NAVBASE Guam	Navy Active	Agana	896	5,682,991	0	0	1	9,019	3,938	4,227	6,601.0
NAVBASE Guam Apra Heights	Navy Active	Apra	134	638,257	0	0	0	0	70	73	468.0
NAVBASE Guam Barrigada	Navy Active	Barrigada	26	171,394	0	0	0	0	1,366	1,554	215.5
NAVBASE Guam Finegayan	Navy Active	Finegayan	277	1,048,235	0	0	0	0	2,416	2,473	957.8
NAVBASE Guam Finegayan, South	Navy Active	Finegayan	0	0	0	0	0	0	733	800	0.0
NAVBASE Guam Harmon	Navy Active	Dededo	3	2,548	0	0	0	0	3	152	23.1
NAVBASE Guam Magazine Reservoir, Naval Magazine	Navy Active	Santa Rita	0	0	0	0	0	0	10	13	0.0
NAVBASE Guam Marbo	Navy Active	Mangilao	4	3,948	0	0	0	0	0	104	14.0
NAVBASE Guam Naval Magazine	Navy Active	Santa Rita	209	687,714	0	0	0	0	8,650	8,777	1,205.8
NAVBASE Guam Talofofu	Navy Active	Talofofu	0	0	0	0	0	0	13	13	0.0
NAVBASE Guam Tiyan	Navy Active	Agana	2	1,495	0	0	0	0	0	24	1.1
NAVBASE Guam Water Treatment, Naval Magazine	Navy Active	Santa Rita	0	0	0	0	0	0	9	12	0.0
NG Fort Juan Muna	Army Guard	Barrigada	41	115,814	0	0	0	0	15	15	77.6
NG Guam Barrigada Complex	Army Guard	Barrigada	13	192,263	0	0	0	0	51	51	133.9
Nimitz Hill	Navy Active	Nimitz Hill	73	225,807	0	0	0	0	70	149	199.7
Santa Rosa Parcel B	Navy Active	Yigo	1	2,297	0	0	0	0	12	12	2.5
Sasa Valley	Navy Active	Piti	53	25,179	0	0	0	0	426	454	884.7
Tanguisson Point	Navy Active	Dededo	1	29,205	0	0	0	0	27	59	160.3
Tenjo Vista	Navy Active	Piti	10	3,055	0	0	0	0	230	235	94.0
WAR DOG CEMETERY	Navy Active	Yigo	0	0	0	0	0	0	31	31	0.0
<b>* OTHER SITE(S) : 20</b>			7	5,193	1	714	0	0	33	53	19.6
<b>Guam Total:</b>			<b>3,232</b>	<b>16,035,448</b>	<b>1</b>	<b>714</b>	<b>1</b>	<b>9,019</b>	<b>36,392</b>	<b>37,923</b>	<b>20,866.9</b>
<b>Hawaii</b>											
AF Facilities Hawaii	Navy Active	Kekaha	3	31,156	0	0	0	0	11	11	22.0
Aiea	Navy Active	Aiea	21	41,281	0	0	233	678,671	92	93	339.2
Aliamanu Military Reservation	Army Active	Honolulu	103	281,356	0	0	755	2,315,817	520	531	1,324.1
Barking Sands Communications Station	Air Force Guard	Kekaha	4	31,016	0	0	0	0	0	11	35.5
Bellows AFS	Air Force Active	Kailua	86	119,906	0	0	4	9,885	409	486	240.2

\* US Locations that do not meet criteria of at least ten (10) Acres AND at least \$10M PRV. US Territories and Non-US Locations that do not meet criteria of at least ten (10) Acres OR at least \$10M PRV.

**DEPARTMENT OF DEFENSE**  
**Base Structure Report - As of 30 Sept 2017**

SITE	COMPONENT	NAME NEAREST CITY	BUILDINGS						ACRES OWNED	TOTAL SITE ACRES	TOTAL SITE PRV (\$M)
			OWNED		LEASED		OTHER				
			COUNT	SQFT	COUNT	SQFT	COUNT	SQFT			
Camp Stover	Navy Active	Wahiawa	1	169	0	0	60	316,502	35	35	136.1
CSO Barbers Point	Navy Active	Barbers Point	0	0	0	0	0	0	678	678	169.6
Dillingham Mil Res	Army Active	Waialua	4	3,696	0	0	0	0	628	664	45.7
Ewa	Navy Active	Ewa Beach	218	874,550	0	0	0	0	2,309	2,323	981.1
Ewa Deep Space Surveillance Site	Air Force Active	Ewa Beach	0	0	0	0	1	6,398	0	206	54.7
Ford Island	Navy Active	Ford Island	103	1,437,990	0	0	294	1,062,276	445	445	2,272.8
Fort De Russy	Army Active	Honolulu	15	796,822	0	0	0	0	70	72	342.4
Fort Shafter	Army Active	Honolulu	153	1,749,915	0	0	141	373,996	585	602	1,466.2
Halawa Housing	Navy Active	Aiea	5	1,603	0	0	22	117,216	21	25	56.1
Halawa Water Stg Tanks	Navy Active	Pearl Harbor	0	0	0	0	0	0	12	13	49.9
Hale Keiki	Navy Active	Pearl Harbor	7	26,239	0	0	0	0	11	13	18.8
Helemano Military Reservation	Army Active	Wahiawa	21	318,272	0	0	216	1,556,062	284	288	1,017.4
Hickam	Navy Active	Hickam	7	28,367	0	0	0	0	399	411	33.6
Hickam Petrol Strg Ann	Navy Active	Pearl Harbor	6	7,247	0	0	0	0	35	96	359.3
Honolulu	Navy Active	Pearl Harbor	167	1,644,084	1	55,427	1,794	6,534,616	1,053	1,058	3,940.5
Kaena Point Satellite Tracking Station	Air Force Active	Waianae	26	75,123	0	0	0	0	0	153	105.5
Kalaeloa	Navy Active	Barbers Point	148	924,346	1	12,853	0	0	163	164	710.6
Kamokala Ridge	Navy Active	Kekaha	13	27,410	0	0	0	0	0	267	36.0
Kawaihae Military Reserve	Army Active	Kawaihae	1	938	0	0	0	0	3	11	19.5
Kilauea Military Reserve	Army Active	Kailua	94	167,411	0	0	0	0	1	67	83.8
Kipapa Ammo Storage Site	Army Active	Kailua	70	179,462	0	0	0	0	370	402	162.3
Makaha Ridge	Navy Active	Kokee	16	29,949	0	0	0	0	0	243	39.8
Manana Housing/Pw Area	Navy Active	Pearl City	1	775	0	0	50	124,809	23	23	58.2
MC Trng Area Bellows	Marine Corps Active	Waimanalo	15	116,479	0	0	0	0	28	1,030	139.8
MCB Camp Smith	Marine Corps Active	Aiea	51	919,107	0	0	15	35,705	219	221	734.7
MCB Hawaii Kaneohe	Marine Corps Active	Kaneohe	539	4,839,843	0	0	1,682	7,093,075	2,686	2,955	8,132.9
MCB Hawaii Manana Capehart	Marine Corps Active	Pearl City	7	14,563	0	0	153	429,514	52	52	205.2
MCB Hawaii Pearl City Annex	Marine Corps Active	Pearl City	6	255,288	0	0	0	0	27	27	101.3
MCB Hawaii Puuloa-Oahu	Marine Corps Active	Ewa Beach	22	49,005	0	0	0	0	165	165	74.4

\* US Locations that do not meet criteria of at least ten (10) Acres AND at least \$10M PRV. US Territories and Non-US Locations that do not meet criteria of at least ten (10) Acres OR at least \$10M PRV.

**DEPARTMENT OF DEFENSE**  
**Base Structure Report - As of 30 Sept 2017**

SITE	COMPONENT	NAME NEAREST CITY	BUILDINGS						ACRES OWNED	TOTAL SITE ACRES	TOTAL SITE PRV (\$M)
			OWNED		LEASED		OTHER				
			COUNT	SQFT	COUNT	SQFT	COUNT	SQFT			
NG Kalaeloa	Army Guard	Kapolei	28	763,626	0	0	0	0	292	316	552.2
NS Pearl Harbor	Navy Active	Pearl Harbor	941	13,672,726	0	0	338	1,423,434	6,129	6,178	17,658.2
PACMISRANFAC Hawaiian Area	Navy Active	Kekaha	222	566,892	0	0	41	79,920	1,924	17,445	946.5
Pearl City	Navy Active	Pearl City	35	282,291	0	0	252	978,603	625	629	818.7
Pohakuloa Training Area	Army Active	Hilo	174	304,032	0	0	4	362	108,829	132,410	674.8
Red Hill Tank Site	Navy Active	Honolulu	12	12,544	0	0	0	0	249	256	709.8
Schofield Bks Military Reservation	Army Active	Wahiawa	556	7,564,615	0	0	1,635	8,651,513	15,010	15,060	9,954.4
Signal Cable Trunking System	Army Active	Wahiawa	41	8,871	0	0	0	0	0	135	127.3
Tripler AMC	Army Active	Honolulu	39	1,844,019	0	0	2	20,596	358	367	2,322.2
Wahiawa	Navy Active	Wahiawa	114	807,684	0	0	103	449,909	689	712	975.9
Waianae	Navy Active	Lualualei	375	1,021,242	0	0	0	0	9,228	9,228	1,084.5
Waianae-Kai Military Reservation	Army Active	Waianae	48	47,743	1	637	0	0	12	14	25.7
Waiawa Well Site	Navy Active	Pearl City	3	1,250	0	0	0	0	75	85	11.8
Waikalkalaua Ammo Storage Tunnels	Army Active	Wahiawa	49	104,236	0	0	0	0	312	312	90.4
Waipahu	Navy Active	Waipahu	19	36,179	0	0	0	0	1,454	1,456	255.2
<b>* OTHER SITE(S) : 94</b>			<b>283</b>	<b>2,080,691</b>	<b>3</b>	<b>27,826</b>	<b>316</b>	<b>1,127,344</b>	<b>5,554</b>	<b>30,196</b>	<b>3,918.1</b>
<b>Hawaii Total:</b>			<b>4,872</b>	<b>44,112,009</b>	<b>6</b>	<b>96,743</b>	<b>8,111</b>	<b>33,386,223</b>	<b>162,076</b>	<b>228,639</b>	<b>63,634.9</b>
<b>Idaho</b>											
ANG Boise Air Terminal	Air Force Guard	Boise	177	1,711,468	0	0	0	0	0	354	630.9
Bayview Idaho	Navy Active	Bayview	10	60,753	0	0	0	0	22	22	31.6
Idaho Launch Complex	Army Active	Mountain Home	0	0	0	0	0	0	5	45	16.0
Juniper Butte Range	Air Force Active	Mount Home	2	7,754	0	0	0	0	0	12,141	16.7
Mountain Home AFB	Air Force Active	Mount Home	241	2,882,302	0	0	0	0	2,250	6,858	3,203.6
NG Edgemoade TS Mountain Home	Army Guard	Mountain Home	8	41,156	0	0	0	0	150	150	16.8
Saylor Creek Air Force Range	Air Force Active	Mount Home	4	6,580	0	0	2	5,130	640	109,466	30.3
<b>* OTHER SITE(S) : 54</b>			<b>54</b>	<b>198,200</b>	<b>1</b>	<b>24,679</b>	<b>3</b>	<b>6,979</b>	<b>31</b>	<b>7,314</b>	<b>104.9</b>
<b>Idaho Total:</b>			<b>496</b>	<b>4,908,213</b>	<b>1</b>	<b>24,679</b>	<b>5</b>	<b>12,109</b>	<b>3,098</b>	<b>136,350</b>	<b>4,050.8</b>
<b>Illinois</b>											
Capital Airport	Air Force Guard	Springfield	24	324,100	0	0	0	0	0	78	135.7
Carbondale Reserve Center	Army Guard	Murphysboro	0	0	0	0	2	53,702	0	15	17.7
Chanute AFB	Air Force Active	Shiloh	34	397,531	0	0	0	0	1,343	1,343	555.7

\* US Locations that do not meet criteria of at least ten (10) Acres AND at least \$10M PRV. US Territories and Non-US Locations that do not meet criteria of at least ten (10) Acres OR at least \$10M PRV.

**DEPARTMENT OF DEFENSE**  
**Base Structure Report - As of 30 Sept 2017**

SITE	COMPONENT	NAME NEAREST CITY	BUILDINGS						ACRES OWNED	TOTAL SITE ACRES	TOTAL SITE PRV (\$M)
			OWNED		LEASED		OTHER				
			COUNT	SQFT	COUNT	SQFT	COUNT	SQFT			
Col P. Schulstad USARC	Army Reserve	Arlington Heights	11	238,860	0	0	0	0	48	49	98.1
Fort Sheridan	Navy Active	Highland Park	2	1,938	0	0	272	1,043,894	119	130	270.0
GL Camp JPJ	Navy Active	Great Lakes	9	1,338,960	0	0	0	0	0	53	491.8
GL Camp Porter	Navy Active	Great Lakes	34	1,782,619	0	0	0	0	0	11	799.1
GL Forrestal Village	Navy Active	Great Lakes	51	936,597	1	34,284	623	1,725,365	482	482	749.4
GL Lovell FHCC	Navy Active	North Chicago	3	220,540	0	0	0	0	0	22	129.1
Glenview	Navy Active	Glenview	1	13,876	0	0	118	697,184	26	32	173.0
Granite City USARC	Army Reserve	Granite City	5	99,064	0	0	0	0	30	30	29.4
Greater Peoria Regional Airport	Air Force Guard	Peoria	31	427,169	0	0	0	0	0	720	267.1
Joliet AAP Elwood	Army Active	Wilmington	206	633,641	0	0	0	0	1,698	1,777	228.6
Machesney Park USARC	Army Reserve	Machesney Park	2	37,746	0	0	0	0	15	15	11.7
NG Galesburg Readiness Center	Army Guard	Galesburg	0	0	0	0	3	56,018	0	10	16.8
NG N Riverside - NG Maint Center	Army Guard	Riverside	19	203,830	0	0	0	0	40	40	68.0
NG Peoria AASF	Army Guard	Peoria	16	139,742	0	0	0	0	0	88	53.9
North Shore Memorial USARC	Army Reserve	Lake Forest	2	45,800	0	0	0	0	13	13	19.8
NS Great Lakes	Navy Active	Great Lakes	172	5,286,654	0	0	29	148,190	1,143	1,148	2,509.7
Parkhurst USARC/OMS/DS	Army Reserve	Darien	2	87,595	0	0	0	0	13	13	35.0
Philip H. Sheridan Reserve Center	Army Reserve	Ft Sheridan	28	506,835	0	0	0	0	91	91	210.4
Quincy USARC	Army Reserve	Quincy	3	36,666	0	0	0	0	15	15	12.9
Rock Island Arsenal	Army Active	Rock Island	158	6,590,326	0	0	1	20	868	869	2,501.7
Savanna Depot Act	Army Active	Savanna	684	2,799,093	0	0	0	0	15,600	15,602	9,957.7
Scott AFB	Air Force Active	Belleville	279	5,037,465	0	0	3	6,297	2,863	3,684	2,368.1
USAR Joliet Outdoor Training	Army Reserve	Elwood	18	123,343	0	0	0	0	3,585	3,585	62.5
Vietnam Vet Memorial USARC	Army Reserve	Homewood	3	68,887	0	0	0	0	13	14	26.2
<b>* OTHER SITE(S) : 41</b>			<b>84</b>	<b>1,688,086</b>	<b>4</b>	<b>14,002</b>	<b>447</b>	<b>927,666</b>	<b>1,206</b>	<b>1,235</b>	<b>869.7</b>
<b>Illinois Total:</b>			<b>1,881</b>	<b>29,066,963</b>	<b>5</b>	<b>48,286</b>	<b>1,498</b>	<b>4,658,336</b>	<b>29,212</b>	<b>31,165</b>	<b>22,668.7</b>
<b>Indiana</b>											
(Maple Lane) USARC	Army Reserve	South Bend	2	38,476	0	0	0	0	17	17	10.8
Camp Atterbury	Army Guard	Edinburg	447	1,933,575	0	0	11	283,526	33,170	34,423	905.7
Fort Ben Harrison USARC	Army Reserve	Indianapolis	18	504,143	0	0	0	0	138	138	125.4
Fort Benjamin Harrison	Army Active	Moline	0	0	0	0	0	0	38	38	44.6
Fort Wayne IAP-3 87.85 Acres	Air Force Guard	Fort Wayne	1	14,280	0	0	0	0	0	19	10.3
Fort Wayne IAP-4 50.20 Acres	Air Force Guard	Fort Wayne	0	0	0	0	0	0	0	50	11.1

\* US Locations that do not meet criteria of at least ten (10) Acres AND at least \$10M PRV. US Territories and Non-US Locations that do not meet criteria of at least ten (10) Acres OR at least \$10M PRV.

**DEPARTMENT OF DEFENSE**  
**Base Structure Report - As of 30 Sept 2017**

SITE	COMPONENT	NAME NEAREST CITY	BUILDINGS						ACRES OWNED	TOTAL SITE ACRES	TOTAL SITE PRV (\$M)
			OWNED		LEASED		OTHER				
			COUNT	SQFT	COUNT	SQFT	COUNT	SQFT			
Grissom ARB	Air Force Reserve	Las Vegas	85	1,056,072	0	0	0	0	1,410	1,791	617.1
Hulman Fld	Air Force Guard	Terre Haute	33	295,679	0	0	0	0	37	121	102.6
Indiana AAP	Army Active	Charlestown	445	1,686,183	0	0	0	0	554	2,110	778.5
James T St Clair USARC	Army Reserve	Jeffersonville	3	51,953	0	0	0	0	11	11	15.9
Jefferson Proving Ground	Air Force Guard	Madison	6	17,295	0	0	0	0	0	1,033	10.3
Jefferson Proving Ground	Army Active	Madison	88	242,799	0	0	0	0	52,153	52,201	124.6
Laporte Co Veterans USARC	Army Reserve	Kingsbury	2	29,500	0	0	0	0	996	1,011	11.5
Lyle J Thompson USARC	Army Reserve	South Bend	3	57,885	0	0	0	0	0	12	18.4
Michigan City USARC	Army Reserve	Michigan City	3	52,470	0	0	0	0	16	16	16.5
NG Muscatatuck Urban Training Center	Army Guard	Butlerville	50	467,234	1	22,824	1	2,125	0	934	227.9
NSA Crane	Navy Active	Crane	2,386	11,475,578	0	0	38	74,608	62,433	62,435	4,882.2
SGT Charles H Seston USARC	Army Reserve	Edinburg	2	37,406	0	0	0	0	18	18	11.1
SGT James W. Harlan USARC/AMSA	Army Reserve	Evansville	2	49,521	0	0	0	0	5	16	14.7
<b>* OTHER SITE(S) : 31</b>			60	643,510	4	63,206	2	1,223,549	1,774	3,709	739.3
<b>Indiana Total:</b>			<b>3,636</b>	<b>18,653,559</b>	<b>5</b>	<b>86,030</b>	<b>52</b>	<b>1,583,808</b>	<b>152,771</b>	<b>160,103</b>	<b>8,678.6</b>
<b>Iowa</b>											
Camp Dodge Johnston TS	Army Guard	Johnston	30	847,526	1	25,540	271	1,303,356	2,083	4,706	812.0
Des Moines IAP	Air Force Guard	Des Moines	27	229,094	4	177,754	0	0	0	172	156.2
Des Moines Reserve Complex	Army Reserve	Des Moines	11	192,266	0	0	0	0	199	200	55.4
Fort Dodge ANG	Air Force Guard	Fort Dodge	6	37,244	0	0	0	0	0	13	16.9
Iowa AAP	Army Active	Middletown	856	4,102,396	0	0	1	1,500	19,011	19,013	1,684.0
Sioux City USARC	Army Reserve	Sioux City	2	36,210	0	0	0	0	12	12	11.7
Sioux Gateway Apt/Col Bud Day Field - ANG	Air Force Guard	Sioux City	36	373,280	0	0	0	0	0	267	185.7
<b>* OTHER SITE(S) : 28</b>			35	381,480	6	88,240	0	0	69	123	156.4
<b>Iowa Total:</b>			<b>1,003</b>	<b>6,199,496</b>	<b>11</b>	<b>291,534</b>	<b>272</b>	<b>1,304,856</b>	<b>21,374</b>	<b>24,506</b>	<b>3,078.3</b>
<b>Johnston Atoll</b>											
Johnston Atoll Airfield	Air Force Active	Johnston Atoll	72	295,161	0	0	0	0	684	684	731.3
<b>Johnston Atoll Total:</b>			<b>72</b>	<b>295,161</b>	<b>0</b>	<b>0</b>	<b>0</b>	<b>0</b>	<b>684</b>	<b>684</b>	<b>731.3</b>
<b>Kansas</b>											

\* US Locations that do not meet criteria of at least ten (10) Acres AND at least \$10M PRV. US Territories and Non-US Locations that do not meet criteria of at least ten (10) Acres OR at least \$10M PRV.



**DEPARTMENT OF DEFENSE**  
**Base Structure Report - As of 30 Sept 2017**

SITE	COMPONENT	NAME NEAREST CITY	BUILDINGS						ACRES OWNED	TOTAL SITE ACRES	TOTAL SITE PRV (\$M)
			OWNED		LEASED		OTHER				
			COUNT	SQFT	COUNT	SQFT	COUNT	SQFT			
Forbes Field ANG	Air Force Guard	Topeka	31	514,474	0	0	0	0	192	215	225.5
Fort Leavenworth	Army Active	Leavenworth	327	4,695,783	0	0	751	5,195,102	408	5,629	3,499.5
Fort Riley	Army Active	Manhattan	907	12,312,435	0	0	1,669	7,395,952	77,932	97,112	7,936.7
McConnell AFB	Air Force Active	Wichita	196	3,265,682	0	0	1	5,400	2,632	3,577	1,747.8
New Century USARC/ASF	Army Reserve	New Century	3	91,524	0	0	0	0	16	16	35.0
Smoky Hill ANG Range	Air Force Guard	Salina	54	123,632	0	0	0	0	33,878	33,878	132.4
Topeka Future	Army Reserve	Topeka	2	56,641	0	0	0	0	12	12	16.7
Wichita USARC	Army Reserve	Wichita	3	155,851	0	0	0	0	17	17	41.0
<b>* OTHER SITE(S) : 33</b>			49	624,914	0	0	0	0	240	517	198.1
<b>Kansas Total:</b>			<b>1,572</b>	<b>21,840,936</b>	<b>0</b>	<b>0</b>	<b>2,421</b>	<b>12,596,454</b>	<b>115,326</b>	<b>140,973</b>	<b>13,832.7</b>
<b><u>Kentucky</u></b>											
Blue Grass Army Depot	Army Active	Richmond	1,172	4,177,040	0	0	66	53,100	14,595	14,595	1,681.7
Brooks-Lawler USARC/AMSA	Army Reserve	Fort Thomas	4	52,790	0	0	0	0	12	13	18.2
Fort Campbell	Army Active	Fort Campbell	597	9,794,477	0	0	1,052	4,552,564	32,248	36,739	4,970.1
Fort Knox	Army Active	Middletown	850	11,550,473	0	0	1,477	5,426,540	127,613	127,930	6,576.8
Lexington MD	Army Reserve	Lexington	7	51,806	0	0	0	0	10	12	13.7
Louisville IAP-Standiford	Air Force Guard	Louisville	13	363,052	0	0	0	0	0	76	109.4
NG LTA Artemus	Army Guard	Artemus	12	36,324	0	0	0	0	558	558	18.9
<b>* OTHER SITE(S) : 22</b>			24	223,564	9	79,605	0	0	914	930	86.4
<b>Kentucky Total:</b>			<b>2,679</b>	<b>26,249,527</b>	<b>9</b>	<b>79,605</b>	<b>2,595</b>	<b>10,032,204</b>	<b>175,951</b>	<b>180,852</b>	<b>13,475.1</b>
<b><u>Louisiana</u></b>											
Barksdale AFB	Air Force Active	Shreveport	428	5,103,808	0	0	425	1,066,343	240	22,504	2,441.1
Claiborne Air Force Range	Air Force Reserve	Shreveport	3	5,969	0	0	0	0	0	7,800	10.9
England Authority	Army Active	Alexandria	2	59,274	19	106,300	0	0	0	256	72.8
Fort Polk	Army Active	Fort Polk	846	7,390,767	0	0	1,502	8,865,265	137,187	236,329	4,867.9
Hammond Communications Station	Air Force Guard	New Orleans	7	31,089	0	0	0	0	13	13	10.8
NAS JRB New Orleans	Air Force Guard	Belle Chasse	45	392,945	0	0	0	0	89	89	136.5
NAS JRB New Orleans	Navy Active	Belle Chasse	219	2,197,027	0	0	631	1,825,613	5,009	5,210	1,265.1
West Bank	Navy Active	New Orleans	0	0	0	0	62	309,288	61	61	60.7
<b>* OTHER SITE(S) : 27</b>			54	1,125,643	4	237,354	3	20,350	71	95	466.3

\* US Locations that do not meet criteria of at least ten (10) Acres AND at least \$10M PRV. US Territories and Non-US Locations that do not meet criteria of at least ten (10) Acres OR at least \$10M PRV.

**DEPARTMENT OF DEFENSE**  
**Base Structure Report - As of 30 Sept 2017**

SITE	COMPONENT	NAME NEAREST CITY	BUILDINGS						ACRES OWNED	TOTAL SITE ACRES	TOTAL SITE PRV (\$M)
			OWNED		LEASED		OTHER				
			COUNT	SQFT	COUNT	SQFT	COUNT	SQFT			
<b>Louisiana Total:</b>			<b>1,604</b>	<b>16,306,522</b>	<b>23</b>	<b>343,654</b>	<b>2,623</b>	<b>12,086,859</b>	<b>142,670</b>	<b>272,357</b>	<b>9,332.1</b>
<b>Maine</b>											
Bangor IAP	Air Force Guard	Bangor	13	289,416	0	0	0	0	110	122	115.7
Bangor Lease Land Site 4	Air Force Guard	Bangor	17	122,130	0	0	0	0	0	159	66.3
DFAS Annex	Air Force Active	Limestone	0	0	0	0	1	142,400	0	16	49.5
NAS Brunswick	Navy Active	Brunswick	22	260,019	0	0	0	0	522	539	124.6
NAS Portsmouth NCTS Cutler VLF Area	Navy Active	Cutler	44	132,539	0	0	0	0	2,805	2,805	104.2
NAS Portsmouth Redington Township	Navy Active	Rangeley	75	52,408	0	0	0	0	12,468	12,468	22.9
NG Auburn TS	Army Guard	Auburn	14	86,848	0	0	0	0	154	170	24.3
NG Bangor MD	Army Guard	Bangor	2	76,553	0	0	0	0	160	162	23.1
NG Bangor TS	Army Guard	Bangor	24	368,171	0	0	0	0	43	263	152.2
NG Bog Brook Riley TS	Army Guard	Gilead	20	18,818	0	0	0	0	166	426	10.4
NG Brunswick NAS TS	Army Guard	Brunswick	5	83,675	0	0	0	0	51	51	28.9
NSY Portsmouth	Navy Active	Kittery	252	4,046,907	0	0	70	369,743	309	309	1,925.7
South Portland ANGS	Air Force Guard	South Portland	9	58,046	0	0	0	0	0	12	20.1
* OTHER SITE(S) : 17			61	212,105	1	22,992	0	0	1,173	1,238	79.1
<b>Maine Total:</b>			<b>558</b>	<b>5,807,635</b>	<b>1</b>	<b>22,992</b>	<b>71</b>	<b>512,143</b>	<b>17,962</b>	<b>18,742</b>	<b>2,747.2</b>
<b>Marshall Islands</b>											
Ennylabegan Island	Army Active	Kwajalein Atoll	13	25,269	0	0	0	0	0	0	30.4
Illeginni Island	Army Active	Kwajalein Atoll	14	26,212	0	0	0	0	0	0	44.7
Legan Island	Army Active	Kwajalein Atoll	4	3,619	0	0	0	0	0	0	12.9
Meck Island	Army Active	Kwajalein Atoll	42	242,185	0	0	0	0	0	0	269.3
Omelek Island	Army Active	Kwajalein Atoll	6	3,075	0	0	0	0	0	0	13.7
Roi-Namur Island	Army Active	Kwajalein Atoll	108	473,127	0	0	0	0	0	0	581.0
US Army Kwajalein Atoll	Army Active	Kwajalein Atoll	517	2,637,045	0	0	3	17,618	0	1,361	2,752.8
* OTHER SITE(S) : 4			16	12,490	0	0	0	0	0	0	27.4
<b>Marshall Islands Total:</b>			<b>720</b>	<b>3,423,022</b>	<b>0</b>	<b>0</b>	<b>3</b>	<b>17,618</b>	<b>0</b>	<b>1,361</b>	<b>3,732.1</b>
<b>Maryland</b>											
1SGT Adam S Brandt USARC	Army Reserve	Owings Mills	6	107,056	0	0	0	0	27	27	35.8
Aberdeen Proving Ground	Army Active	Aberdeen	1,377	15,408,797	0	0	483	2,789,208	76,790	77,023	9,425.1

\* US Locations that do not meet criteria of at least ten (10) Acres AND at least \$10M PRV. US Territories and Non-US Locations that do not meet criteria of at least ten (10) Acres OR at least \$10M PRV.

**DEPARTMENT OF DEFENSE**  
**Base Structure Report - As of 30 Sept 2017**

SITE	COMPONENT	NAME NEAREST CITY	BUILDINGS						ACRES OWNED	TOTAL SITE ACRES	TOTAL SITE PRV (\$M)
			OWNED		LEASED		OTHER				
			COUNT	SQFT	COUNT	SQFT	COUNT	SQFT			
Andrews AFB	Air Force Active	Washington, DC	382	6,693,573	0	0	4	34,279	4,892	4,903	2,943.6
Blossom Point MD	Navy Active	La Plata	22	74,839	0	0	0	0	265	265	21.4
Blossom Point Research Facility	Army Active	Welcome	45	41,183	0	0	0	0	1,600	1,600	45.1
Brandywine Globecom Annex	Air Force Active	Brandywine	4	3,944	0	0	0	0	1,640	1,640	25.4
Curtis Bay - Baltimore	Army Reserve	Owings Mills	4	31,387	0	0	0	0	18	18	30.2
Fort Detrick	Army Active	Frederick	222	2,566,801	0	0	318	1,016,866	1,143	1,153	1,881.8
Fort George G Meade	Army Active	Fort Meade	299	9,381,816	10	40,912	1,263	4,901,854	5,061	5,333	4,738.7
Glenn Forest	Navy Active	Lexington Park	0	0	0	0	58	438,608	139	139	87.1
Governors Bridge Globecom Annex	Air Force Active	Davidsonville	3	28,352	0	0	0	0	864	864	23.9
Jachman USARC	Army Reserve	Owings Mills	3	48,350	0	0	0	0	9	13	14.2
Martin State Apt	Air Force Guard	Middle River	47	426,240	0	0	0	0	0	175	190.7
NAS Patuxent River	Navy Active	Patuxent River	505	7,006,834	0	0	175	739,783	6,398	6,398	3,409.2
National Naval Medical Center	Navy Active	Bethesda	86	4,866,178	0	0	5	22,983	242	243	2,360.2
Naval Academy North Severn	Navy Active	Annapolis	83	953,648	0	0	43	237,262	806	806	395.4
NG Pvt Henry Costin	Army Guard	Laurel	3	56,225	0	0	0	0	23	23	18.6
NMIC Suitland	Navy Active	Suitland	8	822,021	0	0	0	0	42	42	306.3
NSA Annapolis	Navy Active	Annapolis	63	4,126,920	0	0	47	233,704	286	286	1,689.9
NSA Annapolis Chesapeake Bay Detach	Navy Active	Chesapeake Beach	49	177,103	0	0	0	0	168	168	83.2
NSA Annapolis Gambrills	Navy Active	Annapolis	63	112,000	0	0	0	0	856	856	18.4
NSA South Potomac Stump Neck Area	Navy Active	Indian Head	83	337,957	0	0	0	0	1,087	1,087	147.3
NSWC Carderock	Navy Active	Bethesda	79	1,890,780	0	0	0	0	186	186	575.9
NSWC Indian Head	Navy Active	Indian Head	900	3,518,834	0	0	117	370,142	1,959	1,959	1,534.6
Solomons Island	Navy Active	Solomons	105	279,910	0	0	1	5,340	295	295	104.7
Summerfield FH Site 1	Air Force Active	Landover	0	0	0	0	192	1,930,857	0	234	646.8
Upper Yard Annapolis	Navy Active	Annapolis	52	574,846	0	0	57	417,258	69	69	339.1
USA Adelphi Laboratory Ctr	Army Active	Hyattsville	39	1,134,913	0	0	1	80	207	207	403.2
Walter Reed AMC Forest Glen	Army Active	Silver Spring	42	1,060,072	0	0	0	0	127	128	531.7
Walter Reed AMC Glen Haven	Army Active	Silver Spring	1	6,541	0	0	23	442,086	130	130	90.3
Webster Field	Navy Active	Saint Inigoes	69	601,101	0	0	1	190	968	968	215.4
<b>* OTHER SITE(S) : 78</b>			<b>84</b>	<b>486,252</b>	<b>31</b>	<b>745,389</b>	<b>4</b>	<b>105,261</b>	<b>7,189</b>	<b>7,918</b>	<b>387.5</b>
<b>Maryland Total:</b>			<b>4,728</b>	<b>62,824,473</b>	<b>41</b>	<b>786,301</b>	<b>2,792</b>	<b>13,685,761</b>	<b>113,487</b>	<b>115,158</b>	<b>32,720.9</b>

\* US Locations that do not meet criteria of at least ten (10) Acres AND at least \$10M PRV. US Territories and Non-US Locations that do not meet criteria of at least ten (10) Acres OR at least \$10M PRV.

**DEPARTMENT OF DEFENSE**  
**Base Structure Report - As of 30 Sept 2017**

SITE	COMPONENT	NAME NEAREST CITY	BUILDINGS						ACRES OWNED	TOTAL SITE ACRES	TOTAL SITE PRV (\$M)
			OWNED		LEASED		OTHER				
			COUNT	SQFT	COUNT	SQFT	COUNT	SQFT			
<b>Massachusetts</b>											
4th MAW Chicopee Housing	Marine Corps Reserve	Chicopee	0	0	0	0	107	500,272	30	30	106.4
94th RRC HQ USARC	Army Reserve	Bedford	2	84,506	0	0	0	0	14	14	29.2
Ayer Armed Forces Reserve Center	Army Reserve	Ayer	3	157,318	0	0	0	0	27	27	62.7
Barnes MAP - ANG	Air Force Guard	Westfield	52	459,247	0	0	0	0	1	115	294.9
Cape Cod AS	Air Force Active	Bourne	14	102,396	0	0	1	3,114	0	101	78.4
Cpl G M Craig USARC/AMSA	Army Reserve	Brockton	3	70,109	0	0	0	0	28	28	26.3
CSO NAS South Weymouth	Navy Active	Weymouth	25	300,840	0	0	0	0	113	113	273.4
CSO NAS South Weymouth Squantum Housing	Navy Active	Weymouth	38	107,962	0	0	0	0	28	28	22.6
Devens Reserve Forces Training Area	Army Reserve	Ayer	115	1,477,511	0	0	0	0	291	291	797.8
Fort Dawes	Navy Active	Weymouth	5	38,582	0	0	0	0	77	77	12.4
Fourth Cliff Recreation Annex	Air Force Active	Bedford	22	23,299	0	0	0	0	56	56	10.9
Hanscom AF Base	Air Force Active	Bedford	144	4,065,133	0	0	2	1,987	779	846	1,781.2
MTA Camp Edwards	Army Guard	Bourne	148	950,644	0	0	0	0	0	14,712	529.7
NG Rehoboth-TS Nike	Army Guard	Rehoboth	8	38,564	0	0	0	0	15	17	15.5
NG Westfield/Barnes	Army Guard	Westfield	4	67,557	0	0	0	0	0	326	36.1
NIROP Pittsfield	Navy Active	Pittsfield	7	827,949	0	0	0	0	30	30	213.4
NWIRP Bedford	Navy Active	Bedford	9	276,796	0	0	0	0	46	79	130.3
Otis ANGB	Air Force Guard	Buzzards Bay	108	1,040,271	0	0	0	0	1,353	4,026	1,244.8
South Boston Support Activity	Army Reserve	Boston	2	583,529	0	0	0	0	14	14	236.3
US Army Soldier Systems Center Natick	Army Active	Natick	80	912,364	0	0	0	0	78	78	441.9
Westover ARB	Air Force Reserve	Chicopee	106	1,636,222	0	0	0	0	2,111	2,181	1,103.2
* OTHER SITE(S) : 47			122	624,399	7	80,580	11	125,453	909	15,917	687.2
<b>Massachusetts Total:</b>			<b>1,017</b>	<b>13,845,198</b>	<b>7</b>	<b>80,580</b>	<b>121</b>	<b>630,826</b>	<b>6,002</b>	<b>39,107</b>	<b>8,134.6</b>
<b>Michigan</b>											
1Lt Robert L Poxon USARC	Army Reserve	Southfield	7	93,497	0	0	0	0	25	25	29.8
Alpena County Regional Airport	Air Force Guard	Alpena	85	463,469	0	0	0	0	0	657	236.3
Batt West Property Site 2	Air Force Guard	Battle Creek	8	64,844	0	0	0	0	0	159	20.8
Camp Grayling Weapons Range	Air Force Guard	Waters	1	12,247	0	0	0	0	0	16	17.1

\* US Locations that do not meet criteria of at least ten (10) Acres AND at least \$10M PRV. US Territories and Non-US Locations that do not meet criteria of at least ten (10) Acres OR at least \$10M PRV.

**DEPARTMENT OF DEFENSE**  
**Base Structure Report - As of 30 Sept 2017**

SITE	COMPONENT	NAME NEAREST CITY	BUILDINGS						ACRES OWNED	TOTAL SITE ACRES	TOTAL SITE PRV (\$M)
			OWNED		LEASED		OTHER				
			COUNT	SQFT	COUNT	SQFT	COUNT	SQFT			
CTC Fort Custer Trng Center	Army Guard	Augusta	120	682,214	0	0	0	0	7,778	7,778	317.7
Detroit Arsenal	Army Active	Warren	86	2,055,894	0	0	2	1,054	310	327	970.9
Dr Mary E Walker Mem USARC	Army Reserve	Grand Rapids	2	72,040	0	0	0	0	14	14	24.0
NG Grayling Airfield	Army Guard	Grayling	24	114,553	0	0	0	0	793	833	133.4
NOSC Battle Creek	Marine Corps Reserve	Battle Creek	6	58,739	0	0	0	0	41	173	24.2
Saginaw USARC	Army Reserve	Saginaw	2	37,629	0	0	0	0	13	13	14.1
Selfridge ANGB	Air Force Guard	Mount Clemens	239	2,296,764	0	0	0	0	3,077	3,603	1,587.0
US Army Garrison Selfridge	Army Active	Warren	9	85,120	0	0	0	0	103	103	31.4
W K Kellogg Airport	Air Force Guard	Battle Creek	27	335,454	0	0	0	0	0	140	158.4
W.K. Kellogg South Ramp	Air Force Guard	Battle Creek	0	0	0	0	0	0	0	16	21.1
<b>* OTHER SITE(S) : 29</b>			<b>29</b>	<b>419,893</b>	<b>10</b>	<b>373,939</b>	<b>0</b>	<b>0</b>	<b>108</b>	<b>147</b>	<b>284.2</b>
<b>Michigan Total:</b>			<b>645</b>	<b>6,792,356</b>	<b>10</b>	<b>373,939</b>	<b>2</b>	<b>1,054</b>	<b>12,262</b>	<b>14,004</b>	<b>3,870.5</b>
<b>Minnesota</b>											
Arden Hills USARC	Army Reserve	St. Paul	6	180,491	0	0	0	0	54	54	62.9
Duluth IAP	Air Force Guard	Duluth	25	329,120	0	0	0	0	0	174	212.0
Duluth International ARFF Site 2	Air Force Guard	Duluth	1	25,925	0	0	0	0	0	16	11.1
Fort Snelling USARC/AMSA	Army Reserve	Fort Snelling	8	270,098	0	0	0	0	50	53	96.2
Minneapolis-St Paul	Air Force Reserve	Minneapolis	83	1,111,768	0	0	0	0	7	246	487.3
NG Arden Hills Army TS	Army Guard	St. Paul	29	284,419	0	0	1	11,970	1,496	1,496	127.3
NOSC Minneapolis	Navy Reserve	Minneapolis	1	105,977	0	0	0	0	12	12	40.5
NOSC Saint Paul	Marine Corps Reserve	Duluth	4	69,174	0	0	0	0	10	10	26.5
Twin Cities AAP	Army Active	St. Paul	67	118,888	0	0	0	0	212	214	170.6
<b>* OTHER SITE(S) : 23</b>			<b>38</b>	<b>286,961</b>	<b>0</b>	<b>0</b>	<b>0</b>	<b>0</b>	<b>159</b>	<b>459</b>	<b>115.8</b>
<b>Minnesota Total:</b>			<b>262</b>	<b>2,782,821</b>	<b>0</b>	<b>0</b>	<b>1</b>	<b>11,970</b>	<b>2,000</b>	<b>2,736</b>	<b>1,350.1</b>
<b>Mississippi</b>											
255th Air Control Squadron	Air Force Guard	Gulfport	5	44,751	0	0	0	0	0	11	12.4
ADR Site	Air Force Guard	Gulfport	9	22,663	0	0	0	0	0	70	12.1
Camp Keller (De Soto)	Navy Active	Biloxi	13	21,062	0	0	0	0	0	2,483	24.3
CBC Gulfport	Navy Active	Gulfport	180	4,534,307	0	0	256	837,614	1,094	1,098	1,388.0
CBC Gulfport Lakeside Housing	Navy Active	Pascagoula	7	193,860	0	0	0	0	33	33	50.1

\* US Locations that do not meet criteria of at least ten (10) Acres AND at least \$10M PRV. US Territories and Non-US Locations that do not meet criteria of at least ten (10) Acres OR at least \$10M PRV.

**DEPARTMENT OF DEFENSE**  
**Base Structure Report - As of 30 Sept 2017**

SITE	COMPONENT	NAME NEAREST CITY	BUILDINGS						ACRES OWNED	TOTAL SITE ACRES	TOTAL SITE PRV (\$M)
			OWNED		LEASED		OTHER				
			COUNT	SQFT	COUNT	SQFT	COUNT	SQFT			
Columbus AFB	Air Force Active	Columbus	155	1,623,151	0	0	186	628,655	4,411	4,919	1,081.9
Columbus Auxiliary Airfield	Air Force Active	Shuqualak	5	8,480	0	0	0	0	895	1,061	33.0
CTA Camp McCain	Army Guard	Grenada	100	406,833	0	0	0	0	12,313	12,313	187.9
Gulfport-Biloxi Regional Airport	Air Force Guard	Gulfport	55	517,029	0	0	0	0	10	144	152.5
Jackson IAP, Thompson Field	Air Force Guard	Flowood	28	532,283	0	0	0	0	0	126	175.0
Jackson IAP, Thompson Field Site 2	Air Force Guard	Camp Shelby	2	9,713	0	0	0	0	0	182	19.0
Jackson MD	Army Reserve	Jackson	4	68,735	0	0	0	0	12	50	16.8
Keesler AF Base	Air Force Active	Biloxi	219	6,670,049	0	0	0	0	892	1,670	2,148.8
Key Field	Air Force Guard	Meridian	33	395,891	0	0	0	0	3	126	170.2
MTA Camp Shelby	Army Guard	Hattiesburg	7	5,920	0	0	1,024	3,848,492	7,530	136,215	1,422.3
NAS Meridian	Navy Active	Meridian	142	1,569,479	0	0	178	341,198	8,061	8,065	854.0
OLF Bravo	Navy Active	Preston	7	13,363	0	0	0	0	1,255	1,463	53.9
<b>* OTHER SITE(S) : 82</b>			93	876,817	39	79,824	88	1,194,799	4,292	6,714	617.3
<b>Mississippi Total:</b>			<b>1,064</b>	<b>17,514,385</b>	<b>39</b>	<b>79,824</b>	<b>1,732</b>	<b>6,850,758</b>	<b>40,800</b>	<b>176,745</b>	<b>8,419.4</b>
<b>Missouri</b>											
Belton USARC/AMSA	Army Reserve	Belton	4	58,401	0	0	0	0	11	11	18.7
Fort Leonard Wood	Army Active	Fort Leonard Wood	1,310	12,465,352	1	11,300	1,113	4,080,591	61,034	67,437	38,191.0
Fort Leonard Wood Range	Air Force Guard	Laquey	2	6,449	0	0	1	7,500	0	305	21.1
Jefferson Barracks ANG	Air Force Guard	Jefferson Barracks	31	367,105	0	0	0	0	0	135	134.5
Lake City AAP	Army Active	Independence	350	2,971,321	0	0	7	787	3,935	3,950	1,406.3
Lake Of The Ozarks Recreation	Army Active	Linn Creek	13	13,849	0	0	0	0	0	359	32.9
Lambert-St Louis	Air Force Guard	St. Louis	17	100,861	0	0	0	0	25	48	40.6
MCSPTACT Kansas City E Bales	Marine Corps Reserve	Belton	8	89,041	0	0	0	0	24	24	26.1
MCSPTACT Kansas City PPV Housing	Marine Corps Reserve	Belton	0	0	0	0	239	635,224	0	65	126.5
MTA Camp Crowder Neosho	Army Guard	Neosho	51	180,090	0	0	0	0	4,358	4,358	94.0
New Fire House Site 7	Air Force Guard	St. Joseph	2	30,459	0	0	0	0	0	41	11.2
NG MTA Camp Clark Nevada	Army Guard	Nevada	71	143,655	0	0	5	18,473	620	1,287	98.6
NG Springfield AVCRAD	Army Guard	Springfield	0	0	0	0	6	138,760	0	107	70.1
NGA Arnold Site	Air Force Active	Arnold	3	253,249	0	0	0	0	34	36	67.0
NOSC Kansas City	Navy Reserve	Kansas City	2	51,948	0	0	0	0	0	10	14.3
Rosecrans MAP (139AG)	Air Force Guard	St. Joseph	38	327,828	0	0	0	0	53	90	142.8

\* US Locations that do not meet criteria of at least ten (10) Acres AND at least \$10M PRV. US Territories and Non-US Locations that do not meet criteria of at least ten (10) Acres OR at least \$10M PRV.

**DEPARTMENT OF DEFENSE**  
**Base Structure Report - As of 30 Sept 2017**

SITE	COMPONENT	NAME NEAREST CITY	BUILDINGS						ACRES OWNED	TOTAL SITE ACRES	TOTAL SITE PRV (\$M)
			OWNED		LEASED		OTHER				
			COUNT	SQFT	COUNT	SQFT	COUNT	SQFT			
Springfield MD/AMSA	Army Reserve	Springfield	4	81,899	0	0	0	0	18	18	23.8
St Charles USARC	Army Reserve	St. Charles	18	210,801	0	0	0	0	1,655	1,663	72.4
St Louis 3/Sverdrup USARC	Army Reserve	St. Louis	4	108,573	0	0	0	0	27	27	32.0
St Louis AFS	Air Force Active	St. Louis	15	740,037	0	0	0	0	25	25	146.7
Whiteman AFB	Air Force Active	Knob Noster	312	3,892,753	0	0	521	1,290,300	4,948	5,566	3,206.1
<b>* OTHER SITE(S) : 39</b>			64	658,366	12	498,107	0	0	2,328	2,677	381.6
<b>Missouri Total:</b>			<b>2,319</b>	<b>22,752,037</b>	<b>13</b>	<b>509,407</b>	<b>1,892</b>	<b>6,171,635</b>	<b>79,096</b>	<b>88,240</b>	<b>44,358.3</b>
<b>Montana</b>											
Great Falls IAP	Air Force Guard	Great Falls	36	407,204	0	0	0	0	0	139	172.4
Malmstrom AFB	Air Force Active	Great Falls	228	3,069,261	0	0	20	61,406	2,159	3,628	2,435.8
MTA Fort Wm Henry Harrison	Army Guard	Fort Harrison	116	760,535	0	0	2	14,382	2,942	3,002	274.9
NG Fort Missoula - FMS 02	Army Guard	Missoula	11	70,465	0	0	0	0	17	28	22.1
NG Helena Aviation RC- AASF	Army Guard	Helena	16	259,163	0	0	0	0	60	120	110.7
NG MTA Limestone Hills	Army Guard	Townsend	17	11,627	0	0	2	1,882	0	19,826	37.4
<b>* OTHER SITE(S) : 241</b>			271	386,443	0	0	2	16,205	750	30,255	1,974.7
<b>Montana Total:</b>			<b>695</b>	<b>4,964,698</b>	<b>0</b>	<b>0</b>	<b>26</b>	<b>93,875</b>	<b>5,928</b>	<b>56,998</b>	<b>5,028.1</b>
<b>Nebraska</b>											
Camp Ashland	Army Guard	Ashland	52	210,794	0	0	0	0	981	981	89.9
Cornhusker AAP	Army Active	Grand Island	15	16,282	1	3,100	0	0	372	372	73.1
Lincoln MAP	Air Force Guard	Lincoln	22	324,543	0	0	3	25,193	0	129	148.5
Lincoln USARC	Army Reserve	Lincoln	3	55,732	0	0	0	0	10	10	16.1
NG Greenlief TS/UTES	Army Guard	Hastings	132	354,691	0	0	0	0	3,222	3,247	164.8
NG Lincoln AASF/Readiness Center	Army Guard	Lincoln	10	335,772	0	0	0	0	65	65	103.0
NG Mead TS/FMS 06/Utes	Army Guard	Mead	33	210,734	0	0	0	0	1,197	1,197	197.2
Offutt AFB	Air Force Active	Omaha	176	5,589,622	0	0	2	101,490	1,658	1,923	2,409.7
Offutt Communications Annex 2 Globecom	Air Force Active	Elkhorn	9	118,735	0	0	0	0	372	372	42.2
Offutt FH Annex	Air Force Active	Omaha	22	382,447	0	0	0	0	781	793	146.1
<b>* OTHER SITE(S) : 115</b>			112	263,778	5	68,653	2	3,846	1,364	12,184	755.9
<b>Nebraska Total:</b>			<b>586</b>	<b>7,863,131</b>	<b>6</b>	<b>71,753</b>	<b>7</b>	<b>130,529</b>	<b>10,022</b>	<b>21,272</b>	<b>4,146.5</b>

\* US Locations that do not meet criteria of at least ten (10) Acres AND at least \$10M PRV. US Territories and Non-US Locations that do not meet criteria of at least ten (10) Acres OR at least \$10M PRV.

**DEPARTMENT OF DEFENSE**  
**Base Structure Report - As of 30 Sept 2017**

SITE	COMPONENT	NAME NEAREST CITY	BUILDINGS						ACRES OWNED	TOTAL SITE ACRES	TOTAL SITE PRV (\$M)
			OWNED		LEASED		OTHER				
			COUNT	SQFT	COUNT	SQFT	COUNT	SQFT			
<b><u>Nevada</u></b>											
Creech AFB	Air Force Active	Indian Springs	135	1,080,753	0	0	0	0	253	2,318	778.6
Hawthorne Army Depot	Army Active	Hawthorne	2,478	9,638,134	0	0	0	0	9,565	147,312	5,277.4
NAS Fallon	Navy Active	Fallon	305	2,036,358	0	0	130	210,989	14,385	22,511	1,439.6
NAS Fallon EW Range Fac	Navy Active	Fallon	9	39,471	0	0	2	1,664	16	1,760	64.7
NAS Fallon Target B-16	Navy Active	Fallon	0	0	0	0	1	480	0	27,306	23.2
NAS Fallon Target B-17	Navy Active	Fallon	3	4,544	0	0	0	0	0	53,000	30.7
NAS Fallon Target B-19	Navy Active	Fallon	6	3,080	0	0	1	2,800	0	29,276	26.1
NAS Fallon Target B-20	Navy Active	Fallon	3	554	0	0	0	0	19,429	41,180	24.0
Nellis AFB	Air Force Active	Las Vegas	616	6,520,816	0	0	0	0	5,214	14,160	3,948.3
Nellis Air Force Range	Air Force Active	Indian Springs	57	140,745	0	0	1	986	433	3,092,317	323.8
Nellis Small Arms Range Annex	Air Force Active	Las Vegas	0	0	0	0	0	0	0	10,623	10.9
Nellis System Annex Site 1	Air Force Active	North Las Vegas	2	19,347	0	0	0	0	104	107	29.0
Reno Tahoe IAP	Air Force Guard	Reno	29	386,341	0	0	0	0	0	60	221.2
Tonopah AFS	Air Force Active	Tonopah	16	38,403	0	0	0	0	4	47	12.9
Tonopah Auxiliary Airfield Annex	Air Force Active	Tonopah	146	1,650,219	0	0	0	0	0	2,157	1,162.0
Tonopah Auxiliary Airfield Annex 2	Air Force Active	Tonopah	93	782,042	0	0	0	0	0	109	240.6
* OTHER SITE(S) : 41			39	368,824	1	2,118	4	1,280	10,697	97,705	191.0
<b>Nevada Total:</b>			<b>3,937</b>	<b>22,709,631</b>	<b>1</b>	<b>2,118</b>	<b>139</b>	<b>218,199</b>	<b>60,101</b>	<b>3,541,949</b>	<b>13,804.2</b>
<b><u>New Hampshire</u></b>											
MD Londonderry	Army Reserve	Londonderry	4	137,329	0	0	0	0	48	82	44.9
New Boston AS	Air Force Active	New Boston	23	91,223	0	0	0	0	2,826	2,873	63.3
Newington Defense Fuel Support Point	Air Force Active	Newington	3	3,680	0	0	0	0	10	15	41.5
Pease ANGB	Air Force Guard	Portsmouth	47	545,618	0	0	0	0	216	216	381.9
Somersworth USARC	Army Reserve	Somersworth	3	56,045	0	0	0	0	15	15	18.0
* OTHER SITE(S) : 6			8	78,142	0	0	0	0	25	25	22.4
<b>New Hampshire Total:</b>			<b>88</b>	<b>912,037</b>	<b>0</b>	<b>0</b>	<b>0</b>	<b>0</b>	<b>3,139</b>	<b>3,225</b>	<b>572.0</b>
<b><u>New Jersey</u></b>											
AEGIS Moorestown	Navy Active	Moorestown	3	146,943	0	0	0	0	0	14	67.4
Air Mobility Warfare Center	Air Force Active	Allentown	12	290,983	0	0	0	0	27	27	113.9
Atlantic City IAP	Air Force Guard	Egg Harbor Township	41	437,748	0	0	0	0	296	307	230.1

\* US Locations that do not meet criteria of at least ten (10) Acres AND at least \$10M PRV. US Territories and Non-US Locations that do not meet criteria of at least ten (10) Acres OR at least \$10M PRV.



**DEPARTMENT OF DEFENSE**  
**Base Structure Report - As of 30 Sept 2017**

SITE	COMPONENT	NAME NEAREST CITY	BUILDINGS						ACRES OWNED	TOTAL SITE ACRES	TOTAL SITE PRV (\$M)
			OWNED		LEASED		OTHER				
			COUNT	SQFT	COUNT	SQFT	COUNT	SQFT			
Caven Point USARC	Army Reserve	Jersey City	6	75,370	0	0	0	0	75	79	35.7
Fort Dix	Air Force Active	Allentown	689	6,008,496	0	0	1	4,039	30,719	30,720	4,647.9
Fort Monmouth Main Post	Army Active	Red Bank	317	2,714,891	0	0	1	5,100	869	879	1,047.4
Gloucester Township AFRC	Army Reserve	Blackwood	3	61,441	0	0	0	0	12	12	24.0
McGuire AFB	Air Force Active	Allentown	242	5,203,416	0	0	0	0	1,100	3,620	2,945.4
NAWCADLKE Non-NIF Lakehurst	Air Force Active	Allentown	195	3,239,599	0	0	0	0	1,526	7,405	1,976.1
NWS Earle	Navy Active	Colts Neck	353	1,627,404	0	0	88	359,779	11,146	11,146	1,106.9
Picatinny Arsenal	Army Active	Dover	519	3,334,301	0	0	79	241,231	6,417	7,058	2,042.6
SGT JW Joyce Kilmer USARC	Army Reserve	Edison	1	30,000	0	0	0	0	11	11	10.1
Warren Grove Range	Air Force Guard	Warren Grove	4	420	0	0	0	0	9,416	9,416	13.8
Waterfront Earle	Navy Active	Colts Neck	39	246,712	0	0	0	0	705	705	510.6
<b>* OTHER SITE(S) : 17</b>			<b>52</b>	<b>408,488</b>	<b>1</b>	<b>40,653</b>	<b>1</b>	<b>87</b>	<b>168</b>	<b>425</b>	<b>1,080.6</b>
<b>New Jersey Total:</b>			<b>2,476</b>	<b>23,826,212</b>	<b>1</b>	<b>40,653</b>	<b>170</b>	<b>610,236</b>	<b>62,488</b>	<b>71,822</b>	<b>15,852.5</b>
<b><u>New Mexico</u></b>											
Boles System Annex	Air Force Active	Alamogordo	3	6,431	0	0	0	0	2,694	6,983	20.8
Bonito Lake System Annex	Air Force Active	Alamogordo	5	1,529	0	0	0	0	0	153	42.1
Cannon AFB	Air Force Active	Amarillo	237	3,347,866	0	0	0	0	1,617	4,213	1,830.1
Cannon AFB Site 2	Air Force Active	Clovis	4	29,471	0	0	0	0	309	309	33.6
Fort Wingate Depot Activity	Army Active	Fort Wingate	798	1,853,485	0	0	0	0	0	17,031	690.5
Holloman AFB	Air Force Active	Alamogordo	446	5,128,481	2	105,548	27	637,998	8,506	51,813	4,161.1
Holloman Site 3	Air Force Active	Chaparral	0	0	0	0	0	0	5,339	5,339	11.2
Kirtland AFB	Air Force Active	Albuquerque	737	7,737,594	0	0	2	123,048	25,473	43,842	3,869.2
Melrose Air Force Range	Air Force Active	Floyd	16	29,083	0	0	0	0	51,810	79,973	46.0
White Sands Missile Range	Army Active	Las Cruces	1,108	4,572,206	0	0	345	698,539	1,041,752	3,542,862	3,424.8
<b>* OTHER SITE(S) : 44</b>			<b>707</b>	<b>1,857,205</b>	<b>3</b>	<b>43,004</b>	<b>14</b>	<b>7,256</b>	<b>1,870</b>	<b>137,120</b>	<b>1,605.7</b>
<b>New Mexico Total:</b>			<b>4,061</b>	<b>24,563,351</b>	<b>5</b>	<b>148,552</b>	<b>388</b>	<b>1,466,841</b>	<b>1,139,371</b>	<b>3,889,638</b>	<b>15,735.2</b>
<b><u>New York</u></b>											
4th MARDIV Brooklyn	Marine Corps Reserve	New York City	6	110,975	0	0	0	0	72	73	55.0
4th MAW PPV Housing	Marine Corps Reserve	New Windsor	0	0	0	0	95	597,404	70	70	136.6
Air Force Plant 59	Air Force Active	Johnson City	4	637,238	0	0	0	0	29	32	134.3
Bethlehem MD	Army Reserve	Syracuse	3	88,703	0	0	0	0	10	10	27.3

\* US Locations that do not meet criteria of at least ten (10) Acres AND at least \$10M PRV. US Territories and Non-US Locations that do not meet criteria of at least ten (10) Acres OR at least \$10M PRV.

**DEPARTMENT OF DEFENSE**  
**Base Structure Report - As of 30 Sept 2017**

SITE	COMPONENT	NAME NEAREST CITY	BUILDINGS						ACRES OWNED	TOTAL SITE ACRES	TOTAL SITE PRV (\$M)
			OWNED		LEASED		OTHER				
			COUNT	SQFT	COUNT	SQFT	COUNT	SQFT			
Binghamton USARC	Army Reserve	Nichols	3	44,233	0	0	0	0	16	16	19.3
Chili ARC	Army Reserve	Rochester	2	44,281	0	0	0	0	17	17	18.0
Ernie Pyle USARC/AMSA	Army Reserve	Newburgh	13	301,943	0	0	0	0	3	13	118.7
Fort Drum	Army Active	Evans Mills	1,213	12,421,897	1	10,672	1,691	7,808,661	124,756	124,757	6,999.6
Fort Hamilton	Army Active	New York City	50	901,053	0	0	29	490,387	385	395	626.3
Francis S. Gabreski Airport	Air Force Guard	Westhampton Beach	0	0	0	0	24	358,729	0	80	152.2
Hancock Field	Air Force Guard	Syracuse	46	594,205	0	0	0	0	270	322	344.8
Housing Ballston	Navy Active	Saratoga Springs	0	0	0	0	60	156,565	31	31	30.0
MAJ D W Hollender USARC	Army Reserve	Webster	4	70,059	0	0	0	0	13	13	25.4
MCRC Syracuse	Marine Corps Reserve	Syracuse	8	30,121	0	0	0	0	263	263	47.8
Naval Support Unit Saratoga Springs	Navy Active	Saratoga Springs	8	50,932	0	0	21	147,125	39	61	50.8
NAVSUBASE New London Mitchel Field	Navy Active	Hempstead	4	68,728	0	0	93	365,213	45	45	91.5
NAVSUBASE New London Mitchel Manor 1	Navy Active	Hempstead	0	0	0	0	37	621,441	30	30	128.5
NAVSUBASE New London Mitchel Manor 2	Navy Active	East Meadow	0	0	0	0	9	143,094	37	37	39.6
Neads Unit, Rome	Air Force Guard	Griffiss Afb	6	63,185	0	0	0	0	43	43	23.7
NG Youngstown TS	Army Guard	Youngstown	53	74,456	0	0	0	0	332	332	33.5
Niagara Falls	Air Force Reserve	Niagara Falls	91	1,054,410	0	0	0	0	548	986	553.2
Niagara Falls MD	Army Reserve	Niagara Falls	14	179,803	0	0	0	0	20	20	51.2
NOSC Rochester	Navy Reserve	Rochester	2	53,138	1	1,095	0	0	10	10	18.6
Orangeburg USARC	Army Reserve	Orangeburg	7	46,334	0	0	0	0	20	20	19.9
Rome Laboratory	Air Force Active	Newburgh	7	1,246,256	0	0	0	0	94	98	349.9
Saugerties USARC	Army Reserve	Saugerties	3	47,476	0	0	0	0	15	15	16.6
Schenectady MAP - ANG	Air Force Guard	Scotia	33	417,235	0	0	0	0	0	129	181.3
SGT Horace D Bradt USARC	Army Reserve	Schenectady	5	71,452	0	0	0	0	17	17	27.3
SSG Frederick J III Jr USARC	Army Reserve	Bullville	7	42,146	0	0	0	0	153	306	13.9
Staten Island USARC	Army Reserve	New York City	5	125,715	0	0	0	0	14	14	52.8
Stewart IAP	Air Force Guard	Newburgh	44	841,336	0	0	0	0	0	267	495.5
Verona Defense Fuel Support	Air Force Active	Verona	6	6,722	0	0	0	0	35	35	41.3
Verona Test Annex	Air Force Active	Vernon	19	62,139	0	0	0	0	494	495	25.0
Watervliet Arsenal	Army Active	Troy	72	2,215,262	0	0	0	0	139	140	790.8

\* US Locations that do not meet criteria of at least ten (10) Acres AND at least \$10M PRV. US Territories and Non-US Locations that do not meet criteria of at least ten (10) Acres OR at least \$10M PRV.

**DEPARTMENT OF DEFENSE**  
**Base Structure Report - As of 30 Sept 2017**

SITE	COMPONENT	NAME NEAREST CITY	BUILDINGS						ACRES OWNED	TOTAL SITE ACRES	TOTAL SITE PRV (\$M)
			OWNED		LEASED		OTHER				
			COUNT	SQFT	COUNT	SQFT	COUNT	SQFT			
West Point Mil Reservation	Army Active	West Point	490	8,057,632	1	19,054	512	2,787,213	16,346	16,347	4,565.3
* OTHER SITE(S) : 71			134	1,799,032	15	162,853	3	5,028	6,872	7,076	867.6
		<b>New York Total:</b>	<b>2,362</b>	<b>31,768,097</b>	<b>18</b>	<b>193,674</b>	<b>2,574</b>	<b>13,480,860</b>	<b>151,233</b>	<b>152,611</b>	<b>17,172.9</b>
<b>North Carolina</b>											
81st RSC - Cary USARC	Army Reserve	Cary	4	67,979	0	0	0	0	0	19	16.9
ALF Bogue	Marine Corps Active	Bogue	38	73,259	0	0	0	0	844	894	74.7
Camp Mackall	Army Active	Hoffman	69	463,714	0	0	0	0	7,793	7,793	248.4
Charlotte USARC	Army Reserve	Charlotte	10	85,225	0	0	0	0	11	11	22.2
Charlotte/Douglas IAP	Air Force Guard	Charlotte	33	416,788	0	0	0	0	0	110	140.8
Dare County Range	Air Force Active	Goldsboro	15	14,016	0	0	0	0	46,595	46,604	23.3
Fort Bragg	Army Active	Fort Bragg	2,248	32,654,431	3	100,689	3,480	13,417,098	163,506	163,535	17,024.4
Fort Fisher Recreation Site	Air Force Active	Goldsboro	55	130,160	0	0	0	0	40	40	29.2
Greater Sandy Run Area Site	Marine Corps Active	Camp Lejeune	34	61,226	0	0	0	0	41,241	41,296	223.1
Knightdale USARC	Army Reserve	Knightdale	3	95,678	0	0	0	0	19	21	24.7
MCAS Cherry Point	Marine Corps Active	Cherry Point	495	8,477,975	0	0	848	2,703,161	11,512	15,364	4,395.2
MCB Camp Lejeune	Marine Corps Active	Camp Lejeune	1,455	18,906,109	7	16,477	1,743	5,995,611	55,286	56,857	9,136.1
MCB Camp Lejeune Midway Park	Marine Corps Active	Camp Lejeune	18	89,285	0	0	378	2,096,537	346	346	416.8
MCB Camp Lejeune North Site	Marine Corps Active	Camp Lejeune	203	1,940,357	0	0	824	5,797,543	2,839	2,843	1,776.0
MCB Camp Lejeune Oak Grove	Marine Corps Active	Cherry Point	2	4,873	0	0	0	0	976	976	33.3
MCB Camp Lejeune West Site	Marine Corps Active	Camp Lejeune	691	6,777,764	0	0	361	939,978	26,966	27,212	2,999.8
Military Ocean Tml Sunny Point	Army Active	Southport	98	346,654	0	0	0	0	10,553	16,291	696.6
Morehead City USARC/AMSA	Army Reserve	Morehead City	5	38,826	0	0	0	0	24	24	14.9
NOSC Greensboro NC	Navy Reserve	Greensboro	5	79,113	0	0	0	0	10	10	20.8
OLF Atlantic	Marine Corps Active	Atlantic	13	30,475	0	0	0	0	1,469	1,504	60.1
Point Of Marsh Target	Marine Corps Active	Atlantic	7	21,653	0	0	0	0	12,460	12,460	25.1
Seymour Johnson AFB	Air Force Active	Goldsboro	312	3,049,448	0	0	1	56,476	3,243	4,129	1,328.1

\* US Locations that do not meet criteria of at least ten (10) Acres AND at least \$10M PRV. US Territories and Non-US Locations that do not meet criteria of at least ten (10) Acres OR at least \$10M PRV.

**DEPARTMENT OF DEFENSE**  
**Base Structure Report - As of 30 Sept 2017**

SITE	COMPONENT	NAME NEAREST CITY	BUILDINGS						ACRES OWNED	TOTAL SITE ACRES	TOTAL SITE PRV (\$M)
			OWNED		LEASED		OTHER				
			COUNT	SQFT	COUNT	SQFT	COUNT	SQFT			
Stanly County Airport	Air Force Guard	New London	38	142,924	0	0	0	0	0	114	79.3
Wilmington USARC	Army Reserve	Wilmington	3	52,916	0	0	0	0	11	15	13.5
<b>* OTHER SITE(S) : 85</b>			102	761,446	6	25,359	1	216	1,795	12,683	226.7
<b>North Carolina Total:</b>			<b>5,956</b>	<b>74,782,293</b>	<b>16</b>	<b>142,525</b>	<b>7,636</b>	<b>31,006,620</b>	<b>387,540</b>	<b>411,152</b>	<b>39,050.1</b>
<b>North Dakota</b>											
Cavalier AS	Air Force Active	Mountain	17	377,292	0	0	1	384	278	295	321.1
Defense Fuel Support Point	Air Force Active	Grand Forks	3	2,529	0	0	0	0	11	28	58.9
Grand Forks AFB	Air Force Active	Grand Forks	164	2,715,068	0	0	0	0	4,830	5,420	1,474.4
Hector IAP	Air Force Guard	Fargo	0	0	1	2,830	34	450,282	0	255	217.3
Minot AFB	Air Force Active	Minot	277	4,035,314	0	0	9	251,900	4,965	5,615	10,465.4
NG Grand Forks Armory	Army Guard	Grand Forks	1	90,659	0	0	0	0	0	11	26.3
<b>* OTHER SITE(S) : 182</b>			386	424,530	1	19,457	0	0	2,525	20,312	1,373.0
<b>North Dakota Total:</b>			<b>848</b>	<b>7,645,392</b>	<b>2</b>	<b>22,287</b>	<b>44</b>	<b>702,566</b>	<b>12,609</b>	<b>31,937</b>	<b>13,936.4</b>
<b>Northern Mariana Islands</b>											
9th RRC - Saipan	Army Reserve	Saipan	5	15,706	0	0	2	280	5	5	28.4
American Memorial Park	Navy Active	Saipan	0	0	0	0	0	0	0	133	0.0
Farrallon De Medinilla	Navy Active	Saipan	0	0	0	0	0	0	0	206	0.0
NAVBASE Guam Tinian	Navy Active	Tinian	0	0	0	0	0	0	0	15,119	1.0
<b>* OTHER SITE(S) : 1</b>			0	0	0	0	0	0	0	5	0.0
<b>Northern Mariana Islands Total:</b>			<b>5</b>	<b>15,706</b>	<b>0</b>	<b>0</b>	<b>2</b>	<b>280</b>	<b>5</b>	<b>15,468</b>	<b>29.4</b>
<b>Ohio</b>											
ANG Rickenbacker IAP	Air Force Guard	Columbus	20	474,173	0	0	0	0	163	169	231.3
Blue Ash ANG	Air Force Guard	Blue Ash	15	51,903	0	0	0	0	0	12	19.3
Bratenahl	Navy Active	Cleveland	11	77,147	0	0	0	0	27	31	27.5
Camp Perry ANG	Air Force Guard	Port Clinton	14	79,957	1	12,545	0	0	0	59	40.7
Cooney USARC/AMSA 165 S-S	Army Reserve	Milan	3	19,700	0	0	0	0	10	10	13.3
Defense Supply Center	Army Active	Columbus	63	3,836,326	0	0	0	0	532	532	4,647.1
Kings Mills Memorial USARC	Army Reserve	Maineville	5	97,383	0	0	0	0	16	19	24.0
Mansfield Lahm MAP	Air Force Guard	Mansfield	25	288,226	0	0	0	0	0	287	220.3
MCRC Brook Park	Marine Corps Reserve	Brook Park	5	64,089	0	0	0	0	11	11	19.4

\* US Locations that do not meet criteria of at least ten (10) Acres AND at least \$10M PRV. US Territories and Non-US Locations that do not meet criteria of at least ten (10) Acres OR at least \$10M PRV.

**DEPARTMENT OF DEFENSE**  
**Base Structure Report - As of 30 Sept 2017**

SITE	COMPONENT	NAME NEAREST CITY	BUILDINGS						ACRES OWNED	TOTAL SITE ACRES	TOTAL SITE PRV (\$M)
			OWNED		LEASED		OTHER				
			COUNT	SQFT	COUNT	SQFT	COUNT	SQFT			
NG Camp Sherman TS	Army Guard	Chillicothe	11	69,377	0	0	0	0	462	465	30.4
NG Defense Supply Center ARNG Support Center	Army Guard	Columbus	4	218,217	0	0	0	0	40	40	66.6
NG McConnellsville TS	Army Guard	Mconnellsville	11	177,113	0	0	0	0	444	444	49.7
NG Rickenbacker - MTA	Army Guard	Columbus	27	328,647	0	0	0	0	124	124	139.1
NG Toledo	Army Guard	Toledo	1	32,678	0	0	0	0	10	10	16.3
NOSC Columbus	Navy Reserve	Columbus	8	136,503	0	0	0	0	24	42	35.1
NOSC Toledo	Navy Reserve	Toledo	3	53,341	0	0	0	0	14	14	17.4
PFC Devin J. Grella USARC/AMSA 3	Army Reserve	North Canton	3	51,366	0	0	0	0	20	20	17.3
Ravenna Training and Log Site	Army Guard	Newton Falls	920	3,481,416	0	0	0	0	21,419	21,427	1,323.3
Rickenbacker USARC	Army Reserve	Columbus	1	114,072	0	0	0	0	24	28	31.2
Springfield Beckley MAP	Air Force Guard	Springfield	38	399,691	0	0	0	0	0	180	156.3
T.H. Morrow USARC/AMSA 59 S-S	Army Reserve	Cincinnati	3	37,372	0	0	0	0	14	14	11.1
Taylor Station Road USARC	Army Reserve	Blacklick	3	79,980	0	0	0	0	10	10	20.3
Toledo Area USAR	Army Reserve	Monclova	2	71,563	0	0	0	0	0	25	22.4
Toledo/Exp Airport	Air Force Guard	Swanton	43	381,084	0	0	0	0	0	135	165.1
Trenton USARC	Army Reserve	Swanton	3	45,261	0	0	0	0	20	20	14.2
Twinsburg USARC/AMSA	Army Reserve	Twinsburg	2	113,167	0	0	0	0	24	24	35.0
US Army Joint Sys Mfg Ctr Lima	Army Active	Lima	43	1,619,372	0	0	0	0	369	377	463.9
Wright-Patt Site 2	Air Force Active	Dayton	208	8,943,700	0	0	2	4,608	2,368	2,368	6,414.2
Wright-Patterson AFB	Air Force Active	Dayton	390	7,426,255	0	0	2	162,500	5,070	5,579	5,316.4
Youngstown Joint ARS	Air Force Reserve	Vienna	77	789,742	0	0	1	78	230	659	315.8
Zanesville ANGS	Air Force Guard	Columbus	5	33,368	0	0	0	0	0	13	12.3
<b>* OTHER SITE(S) : 44</b>			43	635,190	11	162,349	0	0	217	2,003	335.0
<b>Ohio Total:</b>			<b>2,010</b>	<b>30,227,379</b>	<b>12</b>	<b>174,894</b>	<b>5</b>	<b>167,186</b>	<b>31,663</b>	<b>35,150</b>	<b>20,251.3</b>
<b>Oklahoma</b>											
Altus AFB	Air Force Active	Oklahoma City	153	2,514,045	0	0	347	554,987	2,419	6,823	1,491.2
Camp Gruber	Army Guard	Braggs	172	470,824	0	0	0	0	66,104	66,104	290.2
Fort Sill	Army Active	Lawton	883	13,433,908	38	530,067	639	2,124,536	42,829	93,830	5,455.5
Kegelman Air Force Auxiliary Field	Air Force Active	Enid	6	10,859	0	0	0	0	906	1,284	38.6
McAlester AAP	Army Active	Mcalester	2,214	9,842,692	0	0	0	0	44,943	44,947	3,660.5

\* US Locations that do not meet criteria of at least ten (10) Acres AND at least \$10M PRV. US Territories and Non-US Locations that do not meet criteria of at least ten (10) Acres OR at least \$10M PRV.

**DEPARTMENT OF DEFENSE**  
**Base Structure Report - As of 30 Sept 2017**

SITE	COMPONENT	NAME NEAREST CITY	BUILDINGS						ACRES OWNED	TOTAL SITE ACRES	TOTAL SITE PRV (\$M)
			OWNED		LEASED		OTHER				
			COUNT	SQFT	COUNT	SQFT	COUNT	SQFT			
Tinker Aerospace Complex	Air Force Active	Oklahoma City	11	3,959,309	0	0	1	1	414	414	283.3
Tinker AFB	Air Force Active	Oklahoma City	388	14,504,687	0	0	0	0	3,945	4,858	4,721.7
Tinker Support Annex	Air Force Active	Oklahoma City	22	154,644	0	0	0	0	89	133	65.5
TinkerAFB Site 3	Air Force Active	Oklahoma City	8	144,297	0	0	0	0	26	26	55.1
Tulsa IAP	Air Force Guard	Tulsa	45	390,558	0	0	0	0	0	145	131.0
Vance AFB	Air Force Active	Enid	126	1,485,226	0	0	0	0	871	3,738	910.4
Will Rogers World Airport	Air Force Guard	Oklahoma City	39	370,989	0	0	0	0	0	135	188.1
* OTHER SITE(S) : 41			40	335,917	15	62,081	0	0	1,167	1,196	123.1
<b>Oklahoma Total:</b>			<b>4,107</b>	<b>47,617,955</b>	<b>53</b>	<b>592,148</b>	<b>987</b>	<b>2,679,524</b>	<b>163,712</b>	<b>223,632</b>	<b>17,414.3</b>
<b>Oregon</b>											
Kingsley Field Munitions Area Site 3	Air Force Guard	Klamath Falls	11	41,318	0	0	0	0	0	135	12.7
Klamath Falls Airport-Kingsley Field - ANG	Air Force Guard	Kingsley Field	43	390,386	0	0	0	0	4	776	210.5
NG Bend Cotef	Army Guard	Bend	1	73,694	0	0	0	0	0	160	33.6
NG Biak Training Center	Army Guard	Powell Butte	3	33,580	0	0	11	29,116	0	44,135	36.8
NG Camp Adair Corvallis	Army Guard	Corvallis	10	17,438	0	0	0	0	527	527	23.5
NOSC Portland	Navy Active	Portland	9	77,611	0	0	0	0	14	14	29.9
NWS Training Facility Boardman	Navy Active	Boardman	3	6,069	0	0	0	0	19,223	62,871	63.5
Portland IAP	Air Force Guard	Portland	59	715,128	0	0	0	0	0	222	354.6
Umatilla Chem Depot	Army Active	Hermiston	1,223	3,518,374	0	0	0	0	13,041	19,728	1,731.0
* OTHER SITE(S) : 17			13	114,470	1	23,663	1	9,470	43	11,727	68.9
<b>Oregon Total:</b>			<b>1,375</b>	<b>4,988,068</b>	<b>1</b>	<b>23,663</b>	<b>12</b>	<b>38,586</b>	<b>32,852</b>	<b>140,294</b>	<b>2,565.1</b>
<b>Pennsylvania</b>											
ANG Pittsburgh IAP	Air Force Guard	Coraopolis	35	413,707	0	0	0	0	0	176	194.2
Bristol Veterans Mem USARC	Army Reserve	Bristol	4	100,050	0	0	0	0	16	16	31.3
Carlisle Barracks	Army Active	Carlisle	82	1,197,025	0	0	124	592,233	451	451	806.1
Chap L J Sabalis Mem USARC	Army Reserve	Wilkes Barre	5	91,055	0	0	0	0	20	20	28.3
Charles E Kelly Support Facility	Army Active	Oakdale	22	135,085	0	0	0	0	116	116	39.8
Defense Distribution Depot Susquehanna	Army Active	New Cumberland	135	7,344,786	0	0	1	18	848	856	2,067.1
Edgemont USARC / AMSA	Army Reserve	Edgemont	10	149,026	0	0	0	0	43	44	57.0
Erie County USARC	Army Reserve	Fairview	3	43,378	0	0	0	0	15	15	21.4

\* US Locations that do not meet criteria of at least ten (10) Acres AND at least \$10M PRV. US Territories and Non-US Locations that do not meet criteria of at least ten (10) Acres OR at least \$10M PRV.

**DEPARTMENT OF DEFENSE**  
**Base Structure Report - As of 30 Sept 2017**

SITE	COMPONENT	NAME NEAREST CITY	BUILDINGS						ACRES OWNED	TOTAL SITE ACRES	TOTAL SITE PRV (\$M)
			OWNED		LEASED		OTHER				
			COUNT	SQFT	COUNT	SQFT	COUNT	SQFT			
Fort Indiantown Gap	Army Guard	Annville	700	3,722,750	0	0	15	50,136	17,203	17,203	1,548.6
Fort Indiantown Gap AGS	Air Force Guard	Annville	25	155,231	0	0	1	6,881	0	62	49.8
Fort Indiantown Gap AGS Area 15	Air Force Guard	Annville	5	13,890	0	0	2	1,692	0	69	11.4
Fort Indiantown Gap AGS Area 2	Air Force Guard	Annville	19	62,396	0	0	0	0	0	53	24.1
Greencastle USARC / AMSA	Army Reserve	Greencastle	6	39,536	0	0	0	0	27	31	14.3
Harrisburg IAP ANG	Air Force Guard	Middletown	36	307,558	0	0	0	0	0	42	101.8
Johnstown Aviation Support Fac	Army Reserve	Johnstown	15	299,031	0	0	0	0	0	109	139.4
Johnstown Cambria County Airport	Air Force Guard	Johnstown	1	22,039	0	0	0	0	0	10	12.5
Letterkenny Army Depot	Army Active	Chambersburg	1,309	5,333,911	20	1,359,567	1	3,740	18,232	18,286	2,211.9
Lewisburg MD	Army Reserve	Danville	5	84,487	0	0	0	0	19	19	28.6
NAS JRB Willow Grove	Navy Active	Willow Grove	94	973,834	0	0	0	0	790	873	507.2
North Penn USARC	Army Reserve	Norristown	3	52,434	0	0	0	0	20	20	18.6
NOSC Mc Lehigh Valley	Navy Reserve	Bethlehem	7	65,212	0	0	0	0	19	19	19.5
NOSC Pittsburgh	Navy Reserve	Pittsburgh	4	66,135	0	0	0	0	13	13	21.5
NSA Mechanicsburg	Navy Active	Mechanicsburg	100	7,779,243	2	1,400	32	151,460	818	819	1,750.9
NSA Mechanicsburg Det Philadelphia	Navy Active	Philadelphia	27	2,226,398	0	0	0	0	134	134	815.8
NSA Mechanicsburg Det Philadelphia Annex PNBC	Navy Active	Philadelphia	49	2,287,308	0	0	0	0	262	262	1,212.6
Pittsburgh IAP - ARS	Air Force Reserve	Coraopolis	57	590,012	0	0	1	357	12	205	238.3
Reading USARC / AMSA 116	Army Reserve	Reading	2	32,533	0	0	0	0	10	11	11.7
Scanton MD	Army Reserve	Scranton	5	130,790	0	0	0	0	26	26	36.8
Scranton AAP	Army Active	Scranton	13	719,782	0	0	1	20	15	15	226.4
State College/Bellefonte USARC	Army Reserve	Bellefonte	2	34,175	0	0	0	0	21	21	11.4
T/SGT Vernon McGarity USARC	Army Reserve	Coraopolis	7	217,169	0	0	0	0	3	28	60.2
Tobyhanna Army Depot	Army Active	Tobyhanna	154	4,485,735	0	0	0	0	1,332	1,337	1,205.2
Willow Grove JRB	Air Force Guard	Horsham	68	871,970	0	0	0	0	207	207	349.6
<b>* OTHER SITE(S) : 91</b>			<b>233</b>	<b>2,087,218</b>	<b>15</b>	<b>76,049</b>	<b>0</b>	<b>0</b>	<b>1,525</b>	<b>19,755</b>	<b>896.5</b>
<b>Pennsylvania Total:</b>			<b>3,242</b>	<b>42,134,889</b>	<b>37</b>	<b>1,437,016</b>	<b>178</b>	<b>806,537</b>	<b>42,195</b>	<b>61,323</b>	<b>14,770.0</b>
<b><u>Puerto Rico</u></b>											
AMSA 161 (G)	Army Reserve	San Juan	3	45,669	0	0	0	0	0	0	18.9
Cabeza De Perro	Navy Active	Ceiba, Ceiba	0	0	0	0	0	0	29	29	0.0
Cpl J.G. Rosario/Aquadilla	Army Reserve	San Juan	5	9,067	0	0	0	0	0	0	122.8

\* US Locations that do not meet criteria of at least ten (10) Acres AND at least \$10M PRV. US Territories and Non-US Locations that do not meet criteria of at least ten (10) Acres OR at least \$10M PRV.

**DEPARTMENT OF DEFENSE**  
**Base Structure Report - As of 30 Sept 2017**

SITE	COMPONENT	NAME NEAREST CITY	BUILDINGS						ACRES OWNED	TOTAL SITE ACRES	TOTAL SITE PRV (\$M)
			OWNED		LEASED		OTHER				
			COUNT	SQFT	COUNT	SQFT	COUNT	SQFT			
Cpt E Rubio Jr/Puerto Nuevo	Army Reserve	San Juan	10	114,061	0	0	0	0	63	63	39.3
Fort Allen	Navy Active	Juana Diaz	2	8,067	0	0	0	0	0	117	2.5
Fort Buchanan	Army Reserve	San Juan	256	1,988,465	0	0	7	64,602	1,634	1,635	755.3
Isabela N00207-AB	Air Force Active	Isabela	8	36,413	0	0	0	0	413	413	20.0
Low Frequency Transmitter Site Aguada	Navy Active	Aguada	4	15,665	0	0	0	0	388	388	12.7
LTC HG Pesquera/Fort Allen	Army Reserve	San Juan	6	111,527	0	0	0	0	40	40	41.2
Luis Munoz Marin IAP	Air Force Guard	Carolina	36	318,729	0	0	0	0	0	95	166.5
Mayaguez AFRC	Army Reserve	San Juan	5	76,807	0	0	0	0	0	0	27.8
Mount Pirata	Navy Active	Vieques, Vieques	1	330	0	0	0	0	59	59	1.2
MTA Camp Santiago Rq	Army Guard	San Juan	330	901,781	0	0	1	800	11,932	14,650	471.1
NG Fort Allen	Army Guard	San Juan	117	457,495	0	0	0	0	941	941	195.5
NSGA Sabana Seca	Navy Active	Sabana Seca, Manati	119	368,241	0	0	0	0	2,778	2,927	168.8
Pico Del Este - AFWTF	Navy Active	Naguabo	10	21,535	0	0	0	0	0	83	14.2
Pineros Island	Navy Active	Ceiba, Ceiba	0	0	0	0	0	0	325	325	0.0
Punta Borinquen Radar Site	Air Force Guard	Aguadilla	9	52,318	0	0	0	0	6	6	24.1
Punta Salinas Radar Site	Air Force Guard	Toa Baja	17	47,963	0	0	0	0	30	30	21.3
Ramey AF Solar Observatory Research Site	Air Force Active	Aguadilla	7	6,236	0	0	0	0	74	81	3.5
Ramey USARC/Aquadilla	Army Reserve	San Juan	5	72,910	0	0	0	0	0	0	21.6
Roosevelt Rds Nav Sta USARC	Army Reserve	San Juan	9	157,386	0	0	0	0	9	29	60.4
Salinas N00207-JA	Air Force Active	Salinas, Salinas	2	6,567	0	0	0	0	249	249	5.4
Vieques West	Navy Active	Vieques, Vieques	2	8,031	0	0	0	0	373	386	4.0
<b>* OTHER SITE(S) : 10</b>			<b>33</b>	<b>139,177</b>	<b>3</b>	<b>25,070</b>	<b>0</b>	<b>0</b>	<b>5</b>	<b>5</b>	<b>60.2</b>
<b>Puerto Rico Total:</b>			<b>996</b>	<b>4,964,439</b>	<b>3</b>	<b>25,070</b>	<b>8</b>	<b>65,402</b>	<b>19,350</b>	<b>22,552</b>	<b>2,258.2</b>
<b><u>Rhode Island</u></b>											
Fort Adams	Navy Active	Newport	20	97,544	0	0	22	163,788	24	24	63.7
Gould Island	Navy Active	Jamestown	1	28,369	0	0	0	0	13	13	39.2
NG Camp Fogarty TS	Army Guard	East Greenwich	38	351,753	0	0	0	0	374	374	141.4
Ng Coventry	Army Guard	Coventry	15	57,578	0	0	1	100	0	33	21.6
NG N Smithfield	Army Guard	Slatersville	8	22,578	0	0	0	0	27	35	11.2
North Smithfield ANGS	Air Force Guard	Slatersville	8	62,919	0	0	0	0	24	34	26.9
NS Newport	Navy Active	Newport	284	5,666,590	0	0	109	433,821	1,336	1,338	2,600.9
NS Newport Melville	Navy Active	Portsmouth	37	73,215	0	0	0	0	18	18	105.7

\* US Locations that do not meet criteria of at least ten (10) Acres AND at least \$10M PRV. US Territories and Non-US Locations that do not meet criteria of at least ten (10) Acres OR at least \$10M PRV.



**DEPARTMENT OF DEFENSE**  
**Base Structure Report - As of 30 Sept 2017**

SITE	COMPONENT	NAME NEAREST CITY	BUILDINGS						ACRES OWNED	TOTAL SITE ACRES	TOTAL SITE PRV (\$M)
			OWNED		LEASED		OTHER				
			COUNT	SQFT	COUNT	SQFT	COUNT	SQFT			
Quonset State Airport	Air Force Guard	North Kingstown	29	419,477	0	0	2	10,582	0	104	207.3
USAR Center Cranston	Army Reserve	Cranston	1	63,773	0	0	0	0	0	20	19.6
<b>* OTHER SITE(S) : 17</b>			565	2,425,036	3	4,716	55	260,676	277	287	687.7
<b>Rhode Island Total:</b>			<b>1,006</b>	<b>9,268,832</b>	<b>3</b>	<b>4,716</b>	<b>189</b>	<b>868,967</b>	<b>2,093</b>	<b>2,280</b>	<b>3,925.1</b>
<b>South Carolina</b>											
Charleston AFB	Air Force Active	Charleston	229	3,251,463	0	0	1	2,655	1,513	3,877	2,068.8
Charleston Defense Fuel Support Point	Air Force Active	Charleston	6	5,143	0	0	0	0	44	56	102.4
Fort Jackson	Army Active	Columbia	939	10,546,378	1	11,224	382	2,020,621	51,838	51,900	4,006.9
Hunley Park Military FH	Air Force Active	Charleston	3	12,761	0	0	0	0	271	271	16.3
MCAS Beaufort	Marine Corps Active	Beaufort	292	2,591,272	0	0	107	530,856	5,691	6,336	1,374.1
MCAS Beaufort LB Housing	Marine Corps Active	Laurel Bay	24	243,194	0	0	1,054	1,908,539	950	950	455.5
McEntire Joint NGB	Air Force Guard	Hopkins	91	1,009,089	0	0	0	0	2,276	2,421	435.4
MCRD Beaufort Parris Island	Marine Corps Active	Parris Island	313	4,029,758	0	0	197	779,581	6,687	6,706	1,552.9
NAV Hospital Beaufort	Navy Active	Beaufort	23	379,599	0	0	33	90,213	126	127	218.7
North Air Force Auxiliary Field	Air Force Active	Charleston	6	33,035	0	0	0	0	2,279	2,393	87.4
NWS Charleston	Air Force Active	Goose Creek	558	4,770,331	0	0	3	6,732	3,293	16,729	2,257.6
NWS Charleston North Yard	Air Force Active	North Charleston	11	278,808	0	0	0	0	21	21	45.6
NWS Charleston Short Stay	Air Force Active	Moncks Corner	43	58,299	0	0	1	345	0	57	13.9
Poinsett Electronic Combat Range	Air Force Active	Wedgefield	12	17,636	0	0	0	0	2,239	12,521	15.2
Shaw AFB	Air Force Active	Wedgefield	264	3,283,036	0	0	0	0	524	3,479	1,628.2
<b>* OTHER SITE(S) : 53</b>			120	623,279	6	301,088	2	27,490	582	2,095	251.2
<b>South Carolina Total:</b>			<b>2,934</b>	<b>31,133,081</b>	<b>7</b>	<b>312,312</b>	<b>1,780</b>	<b>5,367,032</b>	<b>78,332</b>	<b>109,938</b>	<b>14,530.2</b>
<b>South Dakota</b>											
Ellsworth AFB Site 1	Air Force Active	Box Elder	249	3,528,801	0	0	107	492,951	2,572	5,309	2,550.8
Ellsworth AFB Site 2	Air Force Active	Box Elder	60	440,855	0	0	47	218,241	536	725	382.0
Joe Foss Field	Air Force Guard	Sioux Falls	33	354,585	3	51,167	0	0	0	215	153.8
MSG Woodrow Wilson Keeble MD	Army Reserve	Sioux Falls	3	59,874	0	0	0	0	11	11	17.1
<b>* OTHER SITE(S) : 24</b>			13	151,483	1	16,838	14	161,090	396	3,421	104.9

\* US Locations that do not meet criteria of at least ten (10) Acres AND at least \$10M PRV. US Territories and Non-US Locations that do not meet criteria of at least ten (10) Acres OR at least \$10M PRV.

**DEPARTMENT OF DEFENSE**  
**Base Structure Report - As of 30 Sept 2017**

SITE	COMPONENT	NAME NEAREST CITY	BUILDINGS						ACRES OWNED	TOTAL SITE ACRES	TOTAL SITE PRV (\$M)
			OWNED		LEASED		OTHER				
			COUNT	SQFT	COUNT	SQFT	COUNT	SQFT			
<b>South Dakota Total:</b>			<b>358</b>	<b>4,535,598</b>	<b>4</b>	<b>68,005</b>	<b>168</b>	<b>872,282</b>	<b>3,515</b>	<b>9,681</b>	<b>3,208.6</b>
<b>Tennessee</b>											
Arnold AS	Air Force Active	Tullahoma	328	2,847,305	0	0	0	0	38,861	38,866	9,225.3
Chattanooga USARC	Army Reserve	Chattanooga	4	54,542	0	0	0	0	148	148	11.4
Fort Campbell TN	Army Active	Clarksville	726	6,936,977	1	19,477	876	2,444,553	73,181	73,269	3,229.0
Hewgley USARC	Army Reserve	Knoxville	2	56,482	0	0	0	0	32	32	14.4
Holston AAP	Army Active	Kingsport	488	2,339,223	0	0	5	18,998	6,049	6,075	871.7
Lyell MD/AMSA	Army Reserve	Nashville	7	103,710	0	0	0	0	14	14	27.4
McGhee Tyson Airport	Air Force Guard	Louisville	73	834,137	0	0	0	0	0	346	394.8
Memphis IAP	Air Force Guard	Memphis	19	587,894	0	0	0	0	0	119	212.0
Milan AAP	Army Active	Milan	1,446	3,746,666	0	0	1	6,825	22,419	23,663	1,746.7
Nashville IAP	Air Force Guard	Nashville	29	428,928	0	0	0	0	0	88	144.2
NG VTS Milan	Army Guard	Milan	69	237,035	0	0	0	0	2,428	2,428	94.2
Northside Mid-South	Navy Active	Millington	54	361,461	1	3,724	5	11,704	340	340	132.8
NOSC Knoxville	Navy Reserve	Millington	1	46,476	0	0	0	0	11	11	11.7
NSA Midsouth Memphis	Navy Active	Millington	86	2,256,484	0	0	366	768,791	1,119	1,126	835.4
NSWC Carderock Div	Navy Active	Memphis	4	494,126	0	0	0	0	61	140	83.0
<b>* OTHER SITE(S) : 34</b>			<b>77</b>	<b>935,396</b>	<b>9</b>	<b>56,963</b>	<b>15</b>	<b>100,544</b>	<b>1,107</b>	<b>1,174</b>	<b>337.3</b>
<b>Tennessee Total:</b>			<b>3,413</b>	<b>22,266,842</b>	<b>11</b>	<b>80,164</b>	<b>1,268</b>	<b>3,351,415</b>	<b>145,770</b>	<b>147,839</b>	<b>17,371.3</b>
<b>Texas</b>											
Air Force Plant 4	Air Force Active	Fort Worth	85	5,604,221	0	0	0	0	678	727	1,340.5
ALF Cabaniss	Navy Active	Corpus Christi	3	5,520	0	0	0	0	931	953	60.7
ALF Orange	Navy Active	Orange Grove	18	17,851	0	0	0	0	1,590	1,596	127.8
ALF Waldron	Navy Active	Corpus Christi	2	4,000	0	0	2	592	901	903	81.9
Amarillo Armed Forces Reserve Center	Army Reserve	Amarillo	3	60,400	0	0	0	0	25	25	14.8
Austin Memorial MD	Army Guard	Austin	3	72,525	0	0	0	0	11	13	19.9
Brownsville AFRC	Army Reserve	Brownsville	2	50,158	0	0	0	0	12	12	15.7
Camp Bullis	Air Force Active	San Antonio	291	774,949	0	0	0	0	27,993	27,993	385.2
Camp Swift	Army Guard	Bastrop	115	254,116	0	0	0	0	6,253	6,253	119.7
Canyon Lake Recreation Annex	Air Force Active	Canyon Lake	39	24,719	0	0	0	0	0	383	10.9
Conroe USARC/ASF	Army Reserve	Conroe	6	110,535	0	0	0	0	0	46	48.5
Dixie Target Range	Navy Active	Seven Sisters	9	20,626	0	0	0	0	6,761	7,825	59.4

\* US Locations that do not meet criteria of at least ten (10) Acres AND at least \$10M PRV. US Territories and Non-US Locations that do not meet criteria of at least ten (10) Acres OR at least \$10M PRV.

**DEPARTMENT OF DEFENSE**  
**Base Structure Report - As of 30 Sept 2017**

SITE	COMPONENT	NAME NEAREST CITY	BUILDINGS						ACRES OWNED	TOTAL SITE ACRES	TOTAL SITE PRV (\$M)
			OWNED		LEASED		OTHER				
			COUNT	SQFT	COUNT	SQFT	COUNT	SQFT			
Dyess AFB	Air Force Active	Abilene	271	3,358,000	0	0	3	97,777	3,120	6,320	2,064.8
Eldorado AFS	Air Force Active	San Antonio	7	114,791	0	0	0	0	119	128	38.1
Ellington Field	Air Force Guard	Houston	55	578,522	0	0	0	0	213	213	215.8
Ellington Field MD	Army Reserve	Houston	9	391,535	0	0	0	0	54	54	110.7
Fort Bliss	Army Active	El Paso	1,243	20,966,044	3	14,548	3,059	9,488,682	357,605	1,346,659	10,237.7
Fort Bliss ANGS	Air Force Guard	El Paso	2	48,443	0	0	0	0	0	12	17.2
Fort Hood	Army Active	Killeen	1,969	23,212,447	2	21,333	3,341	12,228,628	212,389	212,512	14,658.8
Fort Sam Houston	Air Force Active	San Antonio	369	9,737,372	0	0	3	377,820	2,702	2,808	3,225.0
Fort Wolters	Army Guard	Mineral Wells	70	145,423	0	0	0	0	3,985	3,988	86.8
Fort Worth MD/OMS/Storage	Army Reserve	Fort Worth	14	99,792	0	0	0	0	247	250	26.8
Goodfellow AFB	Air Force Active	San Antonio	157	2,594,681	0	0	26	136,226	1,082	1,083	936.5
Goodfellow Recreation Annex 1	Air Force Active	San Antonio	9	7,906	0	0	0	0	0	15	11.1
Grand Prairie Reserve Complex	Army Reserve	Grand Prairie	36	562,846	0	0	0	0	34	34	169.6
Hensley Field AGS	Air Force Guard	Dallas	0	0	8	62,487	0	0	0	23	19.8
Huntsville AFRC	Army Reserve	Huntsville	3	50,880	0	0	0	0	10	10	14.8
Kelly AFB	Air Force Active	San Antonio	2	258	20	1,763,837	0	0	435	435	436.1
Kelly Field Annex	Air Force Active	San Antonio	129	2,314,186	0	0	0	0	2,087	2,800	1,100.4
Lackland AFB	Air Force Active	San Antonio	415	11,308,021	0	0	0	0	2,716	2,723	4,060.9
Lackland Training Annex	Air Force Active	San Antonio	253	1,526,078	0	0	0	0	4,017	4,028	655.9
Lake Kickapoo Space Surveillance Station	Air Force Active	Archer City	13	14,250	0	0	0	0	191	191	19.2
Laughlin AF Base	Air Force Active	Del Rio	181	1,881,450	0	0	0	0	4,358	4,695	943.8
Laughlin AFB Aux 1	Air Force Active	Del Rio	6	5,145	0	0	0	0	402	724	27.5
Lewisville Armed Forces Reserve Center	Army Reserve	Lewisville	3	85,999	0	0	0	0	15	15	23.1
Lone Star AAP	Army Active	Texarkana	0	0	0	0	0	0	694	705	39.4
Longhorn AAP	Army Active	Amarillo	10	8,250	0	0	0	0	1,580	1,580	75.0
Medical Center Annex Site 1	Air Force Active	San Antonio	34	3,049,907	0	0	3	68,081	161	189	641.8
Nalf Goliad	Navy Active	Berclair	4	12,762	0	0	0	0	1,136	1,136	91.4
NAS Corpus Christi	Navy Active	Corpus Christi	296	5,395,668	1	450	160	623,037	2,625	2,630	1,978.3
NAS JRB Fort Worth	Navy Active	Fort Worth	284	3,236,642	0	0	148	149,302	2,081	2,342	1,222.3
NAS Kingsville	Navy Active	Kingsville	142	1,120,144	0	0	1	143	3,299	3,987	683.4
NG Laredo	Army Guard	Laredo	3	41,388	0	0	0	0	10	10	12.8
NG Saginaw	Army Guard	Fort Worth	30	250,625	0	0	0	0	150	150	73.5
NG Temple	Army Guard	Temple	6	62,200	0	0	0	0	20	20	18.2

\* US Locations that do not meet criteria of at least ten (10) Acres AND at least \$10M PRV. US Territories and Non-US Locations that do not meet criteria of at least ten (10) Acres OR at least \$10M PRV.

**DEPARTMENT OF DEFENSE**  
**Base Structure Report - As of 30 Sept 2017**

SITE	COMPONENT	NAME NEAREST CITY	BUILDINGS						ACRES OWNED	TOTAL SITE ACRES	TOTAL SITE PRV (\$M)
			OWNED		LEASED		OTHER				
			COUNT	SQFT	COUNT	SQFT	COUNT	SQFT			
North Houston USAR Center	Army Reserve	Houston	2	82,078	0	0	0	0	20	20	24.6
NOSC Harlingen	Navy Reserve	Harlingen	3	63,683	0	0	0	0	0	15	16.5
NOSC San Antonio	Navy Reserve	San Antonio	9	774,539	0	0	0	0	14	14	200.9
NOSC-MCRC El Paso	Navy Reserve	El Paso	4	41,390	0	0	0	0	0	14	12.0
Randolph AFB	Air Force Active	San Antonio	238	4,094,393	0	0	1	652	2,884	3,180	1,763.3
Red River Army Depot	Army Active	Texarkana	917	7,005,002	20	398,266	12	36,098	14,411	14,411	2,159.0
Round Rock MD	Army Reserve	Round Rock	4	125,005	0	0	0	0	17	17	33.4
San Marcos MD	Army Reserve	San Marcos	6	151,334	0	0	0	0	30	30	42.8
Seagoville USARC	Army Reserve	Seagoville	13	236,420	0	0	0	0	206	206	76.8
Seguin Air Force Auxiliary Field	Air Force Active	Canyon Lake	5	3,962	0	0	0	0	972	973	77.9
Sheppard AFB	Air Force Active	Wichita Falls	320	7,220,106	0	0	0	0	4,597	5,296	2,574.1
Sheppard Recreation Annex	Air Force Active	Wichita Falls	51	32,787	0	0	0	0	0	430	11.7
Tyler AFRC	Army Reserve	Tyler	4	112,852	0	0	0	0	51	51	32.8
Yankee Target Range	Navy Active	Tilden	3	4,917	0	0	0	0	2	2,808	37.9
<b>* OTHER SITE(S) : 112</b>			<b>384</b>	<b>2,564,056</b>	<b>18</b>	<b>522,074</b>	<b>58</b>	<b>663,758</b>	<b>4,631</b>	<b>14,060</b>	<b>1,232.0</b>
<b>Texas Total:</b>			<b>8,564</b>	<b>121,693,800</b>	<b>72</b>	<b>2,782,995</b>	<b>6,817</b>	<b>23,870,796</b>	<b>680,529</b>	<b>1,690,725</b>	<b>54,517.2</b>
<b>Utah</b>											
Deseret Chemical Depot	Army Active	Stockton	315	1,246,997	0	0	0	0	19,435	19,437	653.8
Dugway Proving Ground	Army Active	Dugway	545	2,168,993	1	2,880	4	41,565	19,830	852,568	1,882.0
Fort Douglas MD Complex	Army Reserve	Salt Lake City	21	400,359	0	0	0	0	4	163	119.8
Frank M. Browning USARC	Army Reserve	Ogden	7	75,713	0	0	0	0	152	152	26.8
Green River Test Complex	Army Active	Green River	31	52,362	0	0	0	0	1,003	2,628	65.3
Hill AFB	Air Force Active	Ogden	739	12,354,528	1	24,660	1	6,063	5,748	6,683	4,764.2
Little Mountain Test Annex	Air Force Active	Ogden	18	120,693	0	0	0	0	731	731	108.1
MTA-L Camp Williams	Army Guard	Riverton	130	105,150	0	0	168	1,145,620	3,892	36,243	475.7
NAVSUPPDET Monterey Det	Navy Active	Magna	119	372,194	0	0	0	0	512	512	160.6
NG Saint George/FMS	Army Guard	St. George	9	60,957	0	0	0	0	0	70	20.7
Salt Lake City IAP	Air Force Guard	Salt Lake City	51	495,753	0	0	0	0	0	135	224.1
Tooele Army Depot	Army Active	Tooele	1,047	2,632,242	20	664,116	0	0	19,792	23,904	1,872.9
Utah Test and Training Range South	Air Force Active	Ogden	34	27,354	0	0	0	0	7,180	572,656	49.0
UTTR - North	Air Force Active	Ogden	78	414,886	0	0	0	0	0	366,877	213.8
<b>* OTHER SITE(S) : 82</b>			<b>48</b>	<b>632,622</b>	<b>2</b>	<b>26,690</b>	<b>1</b>	<b>2,000</b>	<b>141</b>	<b>475</b>	<b>185.9</b>

\* US Locations that do not meet criteria of at least ten (10) Acres AND at least \$10M PRV. US Territories and Non-US Locations that do not meet criteria of at least ten (10) Acres OR at least \$10M PRV.

**DEPARTMENT OF DEFENSE**  
**Base Structure Report - As of 30 Sept 2017**

SITE	COMPONENT	NAME NEAREST CITY	BUILDINGS						ACRES OWNED	TOTAL SITE ACRES	TOTAL SITE PRV (\$M)
			OWNED		LEASED		OTHER				
			COUNT	SQFT	COUNT	SQFT	COUNT	SQFT			
<b>Utah Total:</b>			<b>3,192</b>	<b>21,160,804</b>	<b>24</b>	<b>718,346</b>	<b>174</b>	<b>1,195,248</b>	<b>78,420</b>	<b>1,883,234</b>	<b>10,822.7</b>
<b><u>Vermont</u></b>											
Burlington IAP	Air Force Guard	South Burlington	38	422,035	0	0	0	0	0	248	301.3
NG TS Ethan Allen Range	Army Guard	Jericho	126	347,701	0	0	6	13,863	11,157	11,157	187.1
Rutland AFRC	Army Reserve	Rutland	3	77,062	0	0	0	0	13	16	23.9
White River Junction AFRC	Army Reserve	White River Junction	5	63,453	0	0	0	0	18	23	22.1
* OTHER SITE(S) : 9			53	514,105	0	0	0	0	16	76	182.1
<b>Vermont Total:</b>			<b>225</b>	<b>1,424,355</b>	<b>0</b>	<b>0</b>	<b>6</b>	<b>13,863</b>	<b>11,203</b>	<b>11,520</b>	<b>716.5</b>
<b><u>Virgin Islands</u></b>											
NG Bethlehem Military Compound	Army Guard	St. Thomas	20	234,367	0	0	0	0	0	69	120.6
NG Sprat Hall	Army Guard	St. Thomas	3	32,462	0	0	0	0	0	0	12.1
* OTHER SITE(S) : 4			11	33,180	0	0	0	0	9	9	20.3
<b>Virgin Islands Total:</b>			<b>34</b>	<b>300,009</b>	<b>0</b>	<b>0</b>	<b>0</b>	<b>0</b>	<b>9</b>	<b>78</b>	<b>152.9</b>
<b><u>Virginia</u></b>											
ALF Fentress Chesapeake	Navy Active	Virginia Beach	11	20,881	0	0	0	0	2,527	2,741	83.9
Arlington National Cemetery	Army Active	Arlington	28	151,796	0	0	1	1,740	558	558	96.3
Arlington Service Center	Navy Active	Arlington	10	260,428	0	0	4	8,256	18	31	94.0
Bedford, VA USARC	Army Reserve	Bedford	4	53,854	0	0	0	0	20	20	17.5
Byrd Field	Air Force Guard	Richmond	4	54,865	0	0	0	0	0	16	13.9
Camp Pendleton (ANG)	Air Force Guard	Virginia Beach	9	91,045	0	0	0	0	0	60	25.3
Cheatham Annex	Navy Active	Williamsburg	203	3,265,396	0	0	0	0	1,567	2,360	774.8
Craney Island	Navy Active	Portsmouth	31	62,683	0	0	0	0	916	937	376.7
Defense General Supply Center	Army Active	Richmond	64	4,110,508	0	0	0	0	595	622	1,331.3
Elizabeth River Channel	Navy Active	Norfolk	5	13,779	0	0	0	0	0	11	45.8
Fort A P Hill	Army Active	Bowling Green	435	1,494,681	0	0	105	20,357	75,788	75,813	1,036.0
Fort Belvoir	Army Active	Lorton	432	10,607,368	0	0	905	3,798,523	8,334	8,596	5,700.8
Fort Eustis	Air Force Active	Newport News	396	7,038,964	0	0	0	0	8,274	8,275	2,503.9
Fort Lee	Army Active	Fort Lee	401	10,052,270	0	0	916	2,684,390	5,678	5,744	3,962.4
Fort Monroe	Army Active	Hampton	30	201,405	0	0	0	0	565	565	88.4
Fort Myer	Army Active	Arlington	172	2,413,337	0	0	4	50,687	357	357	752.4
Fort Pickett, ARNG MTC	Army Guard	Blackstone	452	2,164,754	0	0	0	0	60,865	62,334	946.2

\* US Locations that do not meet criteria of at least ten (10) Acres AND at least \$10M PRV. US Territories and Non-US Locations that do not meet criteria of at least ten (10) Acres OR at least \$10M PRV.

**DEPARTMENT OF DEFENSE**  
**Base Structure Report - As of 30 Sept 2017**

SITE	COMPONENT	NAME NEAREST CITY	BUILDINGS						ACRES OWNED	TOTAL SITE ACRES	TOTAL SITE PRV (\$M)
			OWNED		LEASED		OTHER				
			COUNT	SQFT	COUNT	SQFT	COUNT	SQFT			
Fort Story	Navy Active	Virginia Beach	252	1,274,128	0	0	87	456,946	1,450	1,452	558.6
Langley AFB	Air Force Active	Newport News	265	5,359,432	0	0	1	17,600	3,482	3,727	2,346.7
Langley FH Annex	Air Force Active	Newport News	2	13,084	0	0	4	42,720	304	304	18.5
Mark Center	Washington Headquarters Services	Alexandria	5	4,959	0	0	0	0	16	16	30.9
MCB Quantico	Marine Corps Active	Quantico	573	8,233,964	0	0	1,599	5,833,906	55,155	60,320	4,870.5
NAS Oceana	Navy Active	Virginia Beach	285	3,805,668	0	0	59	115,688	776	1,087	1,776.9
NAS Oceana Dam Neck	Navy Active	Virginia Beach	173	3,348,424	1	1,511	101	904,205	1,913	1,915	1,356.2
NAS Oceana Midway Manor	Navy Active	Virginia Beach	2	5,770	0	0	285	1,536,166	97	100	277.2
NAS Oceana Oceana/Booth (Moore)	Navy Active	Virginia Beach	1	112,044	0	0	0	0	3,049	3,049	17.6
Naval Medical Center Portsmouth	Navy Active	Portsmouth	30	2,246,296	0	0	3	5,891	111	111	1,142.9
NAVPHIBASE Little Creek	Navy Active	Virginia Beach	390	5,042,388	1	5,158	546	1,628,203	2,143	2,793	2,369.7
NG Army Guard Readiness Center	Army Guard	Arlington	3	463,710	0	0	0	0	15	15	100.3
NG Camp Pendleton SMR	Army Guard	Virginia Beach	0	0	0	0	126	349,852	0	237	112.9
NOSC Richmond	Navy Reserve	Chesterfield	5	46,646	0	0	0	0	10	10	13.5
NS Norfolk	Navy Active	Norfolk	523	15,504,972	0	0	486	1,923,302	3,599	3,603	6,886.5
NSA Norfolk	Navy Active	Norfolk	195	2,261,073	0	0	733	3,208,207	801	801	1,497.5
NSA Norfolk Fire Fighters School	Navy Active	Norfolk	7	47,545	0	0	0	0	12	13	18.8
NSA Norfolk Lafayette Rvr Complex	Navy Active	Norfolk	7	203,422	0	0	2	13,395	20	20	70.4
NSA Norfolk New Gosport/NNSY	Navy Active	Portsmouth	4	29,465	0	0	87	340,550	57	57	67.3
NSA Norfolk NSY	Navy Active	Portsmouth	170	6,273,748	1	26,567	9	27,951	551	585	4,607.2
NSA Norfolk NW Chesapeake	Navy Active	Chesapeake	194	930,210	0	0	60	227,514	2,805	3,798	370.4
NSA Norfolk SDA Area	Navy Active	Norfolk	17	942,392	0	0	0	0	90	91	210.0
NSA Norfolk South Gate	Navy Active	Portsmouth	13	166,398	0	0	0	0	63	63	107.2
NSA Norfolk St Helena Norfolk	Navy Active	Norfolk	4	7,414	0	0	0	0	12	12	41.2
NSA Norfolk St Juliens Creek Annex	Navy Active	Portsmouth	71	659,902	0	0	0	0	490	499	209.8
NSA Norfolk Stanley Court/NNSY	Navy Active	Portsmouth	0	0	0	0	80	161,865	16	16	26.1
NSA South Potomac	Navy Active	Dahlgren	349	3,163,369	0	0	258	384,002	2,677	2,677	1,482.5
NSA South Potomac Pumpkin Neck	Navy Active	King George	22	37,555	0	0	0	0	1,641	1,641	36.9
NWS Yorktown	Navy Active	Yorktown	436	3,075,665	0	0	169	678,931	10,356	10,637	1,430.2

\* US Locations that do not meet criteria of at least ten (10) Acres AND at least \$10M PRV. US Territories and Non-US Locations that do not meet criteria of at least ten (10) Acres OR at least \$10M PRV.

**DEPARTMENT OF DEFENSE**  
**Base Structure Report - As of 30 Sept 2017**

SITE	COMPONENT	NAME NEAREST CITY	BUILDINGS						ACRES OWNED	TOTAL SITE ACRES	TOTAL SITE PRV (\$M)
			OWNED		LEASED		OTHER				
			COUNT	SQFT	COUNT	SQFT	COUNT	SQFT			
Pentagon Reservation	Washington Headquarters Services	Arlington	31	6,539,610	0	0	1	1,320	220	220	5,720.8
Radford AAP	Army Active	Radford	1,131	3,615,145	0	0	0	0	6,806	6,832	1,949.3
Suffolk Kenyon Court	Navy Active	Suffolk	2	350,590	0	0	0	0	21	21	56.6
Wallops Island	Navy Active	Wallops Island	35	358,941	0	0	0	0	5	90	205.6
Yorktown Fuel Depot	Navy Active	Yorktown	41	21,246	0	0	0	0	111	111	123.1
* OTHER SITE(S) : 134			203	4,500,819	98	4,380,055	87	890,144	912	13,848	3,636.0
<b>Virginia Total:</b>			<b>8,128</b>	<b>120,704,010</b>	<b>101</b>	<b>4,413,291</b>	<b>6,718</b>	<b>25,312,311</b>	<b>265,848</b>	<b>289,815</b>	<b>61,595.5</b>
<b>Wake Islands</b>											
Wake Island Airfield	Air Force Active	Wake Island	101	405,754	0	0	0	0	2,600	2,600	1,115.6
<b>Wake Islands Total:</b>			<b>101</b>	<b>405,754</b>	<b>0</b>	<b>0</b>	<b>0</b>	<b>0</b>	<b>2,600</b>	<b>2,600</b>	<b>1,115.6</b>
<b>Washington</b>											
AMSA 137	Army Reserve	Tacoma	4	69,266	0	0	0	0	0	13	55.9
Bremerton	Navy Active	Bremerton	100	2,774,821	0	0	61	188,557	688	691	1,404.3
Bremerton RR	Navy Active	Shelton	0	0	0	0	0	0	1,232	1,232	34.6
Camp Murray AGS	Air Force Guard	Tacoma	12	137,596	0	0	0	0	0	42	50.1
Cusick Survival TS	Air Force Active	Fairchild	9	17,236	0	0	1	7,335	0	494,250	13.5
Fairchild AFB	Air Force Active	Spokane	222	3,865,508	0	0	242	304,080	4,392	6,102	2,254.1
Fort Lawton USAR Complex	Army Reserve	Seattle	10	117,663	0	0	0	0	46	47	44.1
Fort Lewis	Army Active	Tacoma	2,063	25,039,963	2	27,641	3,599	10,086,810	85,749	86,213	14,524.7
Grant Training Annex	Army Active	Moses Lake	0	0	0	0	0	0	0	960	35.6
Jackson Park Hsg	Navy Active	Bremerton	29	465,313	0	0	192	1,109,695	452	455	504.9
Jim Creek	Navy Active	Oso	64	130,652	0	0	0	0	3,839	4,901	152.9
Keyport NUWC	Navy Active	Keyport	114	1,381,181	0	0	33	63,917	308	310	585.3
Manchester	Navy Active	Port Orchard	20	79,048	0	0	0	0	234	234	297.3
Marysville	Navy Active	Marysville	14	252,483	0	0	0	0	52	52	68.8
Marysville MD	Army Reserve	Marysville	2	166,106	0	0	0	0	25	25	59.6
NAS Whidbey Island	Navy Active	Oak Harbor	236	3,255,426	0	0	569	1,698,964	4,358	4,361	2,265.2
NAS Whidbey Island Sea Plane Base	Navy Active	Oak Harbor	64	534,583	0	0	935	2,643,008	2,784	2,785	847.3
NAVBASE Kitsap Bremerton	Navy Active	Bangor	614	5,505,381	0	0	455	2,450,043	13,644	13,649	4,267.3
NAVMAG Indian Island	Navy Active	Port Townsend	161	517,884	0	0	0	0	2,716	2,716	402.9

\* US Locations that do not meet criteria of at least ten (10) Acres AND at least \$10M PRV. US Territories and Non-US Locations that do not meet criteria of at least ten (10) Acres OR at least \$10M PRV.

**DEPARTMENT OF DEFENSE**  
**Base Structure Report - As of 30 Sept 2017**

SITE	COMPONENT	NAME NEAREST CITY	BUILDINGS						ACRES OWNED	TOTAL SITE ACRES	TOTAL SITE PRV (\$M)
			OWNED		LEASED		OTHER				
			COUNT	SQFT	COUNT	SQFT	COUNT	SQFT			
NG Kent	Army Guard	Kent	9	78,414	0	0	0	0	14	14	25.5
NOSC Spokane	Navy Active	Spokane	8	69,339	0	0	0	0	23	23	21.9
NS Everett	Navy Active	Everett	64	1,014,306	0	0	0	0	213	213	773.5
OLF Coupeville	Navy Active	Coupeville	6	6,445	0	0	3	2,262	662	1,058	47.8
Paine Field ANGS	Air Force Guard	Everett	9	46,399	0	0	0	0	12	12	19.6
Shipyard Puget Sound	Navy Active	Bremerton	158	3,922,086	1	16,353	1	100	693	693	3,937.7
SSG Joe R. Hooper USARC	Army Reserve	Bothell	7	101,749	0	0	0	0	41	41	38.6
Vancouver MD	Army Reserve	Vancouver	3	115,727	0	0	0	0	19	19	33.8
White Bluff Site 1	Air Force Active	Airway Heights	15	120,843	0	0	0	0	79	86	62.5
Yakima Training Center	Army Active	Yakima	234	996,588	0	0	0	0	295,169	315,597	970.7
<b>* OTHER SITE(S) : 76</b>			<b>98</b>	<b>282,204</b>	<b>8</b>	<b>115,285</b>	<b>20</b>	<b>89,241</b>	<b>4,229</b>	<b>4,352</b>	<b>218.5</b>
<b>Washington Total:</b>			<b>4,349</b>	<b>51,064,210</b>	<b>11</b>	<b>159,279</b>	<b>6,111</b>	<b>18,644,012</b>	<b>421,675</b>	<b>941,146</b>	<b>34,018.6</b>
<b>West Virginia</b>											
Allegany Ballistics Lab	Navy Active	Keyser	177	1,753,160	0	0	0	0	1,639	1,785	729.7
Big Bend USARC / OMS	Army Reserve	Bigbend	2	19,244	0	0	0	0	13	13	33.6
Charleston MD / AMSA	Army Reserve	Charleston	2	71,150	0	0	0	0	12	12	21.7
EWVRA Shepherd Field	Air Force Guard	Martinsburg	29	473,305	0	0	3	184,506	0	339	283.6
NIOC Sugar Grove 1	Navy Active	Sugar Grove	23	116,503	0	0	0	0	432	432	59.5
Ohio A/P USARC / AMSA	Army Reserve	Wheeling	3	42,570	0	0	0	0	0	29	14.8
Yeager Airport	Air Force Guard	Charleston	32	422,029	0	0	0	0	0	283	202.5
<b>* OTHER SITE(S) : 33</b>			<b>74</b>	<b>828,739</b>	<b>0</b>	<b>0</b>	<b>0</b>	<b>0</b>	<b>174</b>	<b>191</b>	<b>294.2</b>
<b>West Virginia Total:</b>			<b>342</b>	<b>3,726,700</b>	<b>0</b>	<b>0</b>	<b>3</b>	<b>184,506</b>	<b>2,270</b>	<b>3,084</b>	<b>1,639.6</b>
<b>Wisconsin</b>											
Badger AAP	Army Active	Baraboo	14	117,062	0	0	0	0	3,123	3,123	252.1
Denis J. Murphy USARC/AMSA/OMS	Army Reserve	Green Bay	3	52,585	0	0	0	0	15	15	18.6
Fort McCoy	Army Reserve	Sparta	1,447	6,902,838	0	0	10	212,169	59,192	139,763	3,523.3
Gen Mitchell IAP	Air Force Guard	Milwaukee	20	328,684	0	0	3	11,273	0	67	166.1
Hardwood Weapons Range ANG	Air Force Guard	Necedah	5	11,153	0	0	0	0	0	7,865	18.9
NOSC Green Bay	Navy Reserve	Ashwaubenon	2	41,861	0	0	0	0	10	10	13.4
Sturtevant USARC	Army Reserve	Sturtevant	2	32,512	0	0	0	0	11	11	12.4
Truax ANGB	Air Force Guard	Orange Mill	46	714,624	0	0	0	0	38	152	272.2

\* US Locations that do not meet criteria of at least ten (10) Acres AND at least \$10M PRV. US Territories and Non-US Locations that do not meet criteria of at least ten (10) Acres OR at least \$10M PRV.



**DEPARTMENT OF DEFENSE**  
**Base Structure Report - As of 30 Sept 2017**

SITE	COMPONENT	NAME NEAREST CITY	BUILDINGS						ACRES OWNED	TOTAL SITE ACRES	TOTAL SITE PRV (\$M)
			OWNED		LEASED		OTHER				
			COUNT	SQFT	COUNT	SQFT	COUNT	SQFT			
Volk ANGB	Air Force Guard	Orange Mill	128	579,695	0	0	0	0	0	2,385	351.5
W. Silver Spring Complex	Army Reserve	Milwaukee	20	300,485	0	0	0	0	127	127	96.9
Wausau USARC	Army Reserve	Wausau	2	39,440	0	0	0	0	13	13	13.6
<b>* OTHER SITE(S) : 38</b>			32	308,672	3	63,780	5	3,251	233	1,970	131.8
<b>Wisconsin Total:</b>			<b>1,721</b>	<b>9,429,610</b>	<b>3</b>	<b>63,780</b>	<b>18</b>	<b>226,693</b>	<b>62,762</b>	<b>155,500</b>	<b>4,870.9</b>
<b>Wyoming</b>											
Cheyenne Regional Airport	Air Force Guard	Cheyenne	32	464,885	0	0	0	0	0	719	179.1
F E Warren AFB	Air Force Active	Cheyenne	238	3,221,445	0	0	3	2,377	2,247	6,834	1,291.2
<b>* OTHER SITE(S) : 92</b>			41	85,035	1	30,000	2	15,339	9,080	24,431	251.5
<b>Wyoming Total:</b>			<b>311</b>	<b>3,771,365</b>	<b>1</b>	<b>30,000</b>	<b>5</b>	<b>17,716</b>	<b>11,327</b>	<b>31,984</b>	<b>1,721.8</b>
<b>US/US Territories Total:</b>			<b>144,014</b>	<b>1,579,527,764</b>	<b>786</b>	<b>20,150,455</b>	<b>87,152</b>	<b>344,978,453</b>	<b>8,908,533</b>	<b>26,401,194</b>	<b>957,314</b>

\* US Locations that do not meet criteria of at least ten (10) Acres AND at least \$10M PRV. US Territories and Non-US Locations that do not meet criteria of at least ten (10) Acres OR at least \$10M PRV.

**DEPARTMENT OF DEFENSE**  
**Base Structure Report - As of 30 Sept 2017**

SITE	COMPONENT	NAME NEAREST CITY	BUILDINGS						ACRES OWNED	TOTAL SITE ACRES	TOTAL SITE PRV (\$M)
			OWNED		LEASED		OTHER				
			COUNT	SQFT	COUNT	SQFT	COUNT	SQFT			
<b>Aruba</b>											
* OTHER SITE(S) : 1			0	0	0	0	1	2,071	0	0	1.4
<b>Aruba Total:</b>			<b>0</b>	<b>0</b>	<b>0</b>	<b>0</b>	<b>1</b>	<b>2,071</b>	<b>0</b>	<b>0</b>	<b>1.4</b>
<b>Australia</b>											
Area A-VLF	Navy Active	Exmouth	0	0	0	0	0	0	0	5,510	0.0
Area C-HFR	Navy Active	Exmouth	0	0	0	0	0	0	0	9,463	0.0
NAVCOMMSTA H E Holt	Navy Active	Northwest Cape	45	389,897	0	0	0	0	0	5,099	254.7
* OTHER SITE(S) : 3			29	25,474	1	5,013	13	9,395	0	5	15.6
<b>Australia Total:</b>			<b>74</b>	<b>415,371</b>	<b>1</b>	<b>5,013</b>	<b>13</b>	<b>9,395</b>	<b>0</b>	<b>20,077</b>	<b>270.3</b>
<b>Bahamas</b>											
AUTEC Big Wood Cay	Navy Active	Andros Island	0	0	0	0	0	0	0	34	3.3
AUTEC Golding Cay	Navy Active	Andros Island	0	0	0	0	0	0	0	29	6.0
AUTEC Great Stirrup	Navy Active	Andros Island	0	0	0	0	0	0	0	12	0.9
AUTEC High Point Cay	Navy Active	Andros Island	0	0	0	0	0	0	0	14	3.2
AUTEC Main Base	Navy Active	Andros Island	132	644,006	0	0	0	0	0	420	428.3
AUTEC Salvador Point	Navy Active	Andros Island	9	11,315	0	0	0	0	0	31	18.4
<b>Bahamas Total:</b>			<b>141</b>	<b>655,321</b>	<b>0</b>	<b>0</b>	<b>0</b>	<b>0</b>	<b>0</b>	<b>541</b>	<b>460.2</b>
<b>Bahrain</b>											
ISA Flightline	Navy Active	Askar	67	93,600	0	0	0	0	0	0	40.8
NSA Bahrain	Navy Active	Manama	137	1,141,971	2	788	0	0	0	66	528.5
NSA Bahrain - Aviation Unit Muharraq	Navy Active	Al Jufayr	13	21,984	3	85,779	0	0	0	3	45.2
NSA Bahrain - Banz Wrhs Compound	Navy Active	Al Jufayr	3	1,095	12	1,064,515	0	0	0	14	257.4
NSA Bahrain - Dependent School	Navy Active	Al Jufayr	4	6,456	7	246,130	0	0	0	26	119.2
NSA Bahrain - Mina Sulman Pier Area	Navy Active	Al Jufayr	6	2,297	2	51,771	0	0	0	0	66.5
Nsa-li	Navy Active	Manama	46	368,281	1	3,632	0	0	0	95	271.0
Sheik Isa	Navy Active	Riffa	664	447,393	1	480	0	0	0	0	189.7
* OTHER SITE(S) : 4			48	28,177	1	8,816	0	0	0	0	16.5
<b>Bahrain Total:</b>			<b>988</b>	<b>2,111,254</b>	<b>29</b>	<b>1,461,911</b>	<b>0</b>	<b>0</b>	<b>0</b>	<b>204</b>	<b>1,534.8</b>

\* US Locations that do not meet criteria of at least ten (10) Acres AND at least \$10M PRV. US Territories and Non-US Locations that do not meet criteria of at least ten (10) Acres OR at least \$10M PRV.

**DEPARTMENT OF DEFENSE**  
**Base Structure Report - As of 30 Sept 2017**

SITE	COMPONENT	NAME NEAREST CITY	BUILDINGS						ACRES OWNED	TOTAL SITE ACRES	TOTAL SITE PRV (\$M)
			OWNED		LEASED		OTHER				
			COUNT	SQFT	COUNT	SQFT	COUNT	SQFT			
<b>Belgium</b>											
Brussels	Army Active	Brussels	0	0	7	189,983	0	0	0	0	52.5
Chateau Gendebien	Army Active	Mons	1	129	1	4,453	5	23,462	0	0	11.2
Chievres AB	Army Active	Chievres	65	384,088	0	0	67	405,499	0	0	661.1
Daumerie Caserne	Army Active	Chievres	3	382	0	0	36	253,144	0	0	139.5
Kleine Brogel AB	Air Force Active	Kleine-Brogel	10	27,020	0	0	5	15,998	0	0	17.7
Mons	Army Active	Mons	1	7,235	5	88,293	0	0	0	0	25.0
Shape Headquarters	Army Active	Mons	8	104,646	0	0	31	628,022	0	0	346.4
Sterrebeek Dependent School	Army Active	Brussels	21	131,357	0	0	0	0	0	0	70.0
Zutendaal	Army Active	Zutendaal	0	0	0	0	23	793,674	0	0	185.5
* OTHER SITE(S) : 2			1	151	3	31,639	1	1,245	0	0	9.1
<b>Belgium Total:</b>			<b>110</b>	<b>655,008</b>	<b>16</b>	<b>314,368</b>	<b>168</b>	<b>2,121,044</b>	<b>0</b>	<b>0</b>	<b>1,518.2</b>
<b>Bulgaria</b>											
Novo Selo Training Area	Army Active	Novo Selo	0	0	0	0	81	402,634	0	0	137.9
<b>Bulgaria Total:</b>			<b>0</b>	<b>0</b>	<b>0</b>	<b>0</b>	<b>81</b>	<b>402,634</b>	<b>0</b>	<b>0</b>	<b>137.9</b>
<b>Cambodia</b>											
* OTHER SITE(S) : 1			0	0	3	6,726	0	0	0	0	3.2
<b>Cambodia Total:</b>			<b>0</b>	<b>0</b>	<b>3</b>	<b>6,726</b>	<b>0</b>	<b>0</b>	<b>0</b>	<b>0</b>	<b>3.2</b>
<b>Canada</b>											
Argentia Newfoundland	Navy Active	Placentia	0	0	0	0	0	0	0	185	0.0
* OTHER SITE(S) : 2			0	0	1	144	0	0	0	1	0.1
<b>Canada Total:</b>			<b>0</b>	<b>0</b>	<b>1</b>	<b>144</b>	<b>0</b>	<b>0</b>	<b>0</b>	<b>186</b>	<b>0.1</b>
<b>Colombia</b>											
* OTHER SITE(S) : 1			1	1,950	0	0	0	0	0	1	0.9
<b>Colombia Total:</b>			<b>1</b>	<b>1,950</b>	<b>0</b>	<b>0</b>	<b>0</b>	<b>0</b>	<b>0</b>	<b>1</b>	<b>0.9</b>
<b>Costa Rica</b>											
* OTHER SITE(S) : 1			0	0	0	0	1	1,098	0	1	0.5
<b>Costa Rica Total:</b>			<b>0</b>	<b>0</b>	<b>0</b>	<b>0</b>	<b>1</b>	<b>1,098</b>	<b>0</b>	<b>1</b>	<b>0.5</b>

\* US Locations that do not meet criteria of at least ten (10) Acres AND at least \$10M PRV. US Territories and Non-US Locations that do not meet criteria of at least ten (10) Acres OR at least \$10M PRV.

**DEPARTMENT OF DEFENSE**  
**Base Structure Report - As of 30 Sept 2017**

SITE	COMPONENT	NAME NEAREST CITY	BUILDINGS						ACRES OWNED	TOTAL SITE ACRES	TOTAL SITE PRV (\$M)
			OWNED		LEASED		OTHER				
			COUNT	SQFT	COUNT	SQFT	COUNT	SQFT			
<b>Diego Garcia</b>											
NAVSUPPFAC Diego Garcia	Navy Active	Diego Garcia	623	2,667,543	0	0	0	0	0	7,000	4,462.0
		<b>Diego Garcia Total:</b>	<b>623</b>	<b>2,667,543</b>	<b>0</b>	<b>0</b>	<b>0</b>	<b>0</b>	<b>0</b>	<b>7,000</b>	<b>4,462.0</b>
<b>Djibouti</b>											
Camp Lemonier Djibouti	Navy Active	Djibouti	1,599	1,400,717	0	0	1	432	0	572	1,220.8
		<b>Djibouti Total:</b>	<b>1,599</b>	<b>1,400,717</b>	<b>0</b>	<b>0</b>	<b>1</b>	<b>432</b>	<b>0</b>	<b>572</b>	<b>1,220.8</b>
<b>Egypt</b>											
Naval Medical Research Unit 3	Navy Active	Cairo	27	106,096	3	24,094	0	0	0	3	68.4
		<b>Egypt Total:</b>	<b>27</b>	<b>106,096</b>	<b>3</b>	<b>24,094</b>	<b>0</b>	<b>0</b>	<b>0</b>	<b>3</b>	<b>68.4</b>
<b>El Salvador</b>											
CSL El Salvador	Navy Active	San Salvador	14	38,914	0	0	0	0	0	35	24.2
		<b>El Salvador Total:</b>	<b>14</b>	<b>38,914</b>	<b>0</b>	<b>0</b>	<b>0</b>	<b>0</b>	<b>0</b>	<b>35</b>	<b>24.2</b>
<b>Germany</b>											
Artillery Kaserne	Army Active	Garmisch	26	5,439	2	365	35	510,919	0	0	146.7
Aukamm Hsg Area	Army Active	Wiesbaden	11	52,355	0	0	114	1,292,863	0	0	331.9
Bann Communications Station	Air Force Active	Bann	3	9,740	0	0	4	7,911	0	8	10.1
Bann Communications Station 2	Air Force Active	Bann	6	18,321	0	0	0	0	0	51	9.2
Barton Barracks	Army Active	Ansbach	10	64,874	0	0	25	382,487	0	0	151.4
Baumholder Airfield	Army Active	Baumholder	3	10,396	0	0	0	0	0	0	11.1
Baumholder Family Housing	Army Active	Baumholder	17	25,234	0	0	66	2,236,726	0	0	517.3
Baumholder Hospital	Army Active	Baumholder	5	10,536	0	0	11	186,314	0	0	71.3
Baumholder Qm Area	Army Active	Baumholder	18	38,411	0	0	25	321,440	0	0	96.8
Bitburg FH Annex	Air Force Active	Trier	21	330,310	0	0	62	2,230,584	0	156	622.4
Bleidorn Family Housing	Army Active	Ansbach	2	3,526	0	0	28	681,466	0	0	154.2
Boeblingen Family Housing	Army Active	Boeblingen	4	13,935	0	0	21	517,887	0	0	119.6
Boeblingen Training Area	Army Active	Boeblingen	13	251,968	0	0	56	41,954	0	0	140.9
Buechel AB	Air Force Active	Buechel	5	18,469	0	0	9	46,509	0	0	26.5
Coleman Barracks	Army Active	Mannheim	91	276,751	0	0	142	1,605,435	0	0	783.1
Crestview Hsg Area	Army Active	Wiesbaden	0	0	0	0	58	1,019,577	0	0	235.8
Daenner Kaserne	Army Active	Kaiserlautern	26	33,024	0	0	27	424,025	0	0	136.4
Darmstadt Training Center	Army Active	Darmstadt	21	60,962	0	0	5	43,897	0	0	60.5
Duelmen Tower Barracks	Army Active	Dulmen	0	0	0	0	35	908,289	0	0	178.4

\* US Locations that do not meet criteria of at least ten (10) Acres AND at least \$10M PRV. US Territories and Non-US Locations that do not meet criteria of at least ten (10) Acres OR at least \$10M PRV.

**DEPARTMENT OF DEFENSE**  
**Base Structure Report - As of 30 Sept 2017**

SITE	COMPONENT	NAME NEAREST CITY	BUILDINGS						ACRES OWNED	TOTAL SITE ACRES	TOTAL SITE PRV (\$M)
			OWNED		LEASED		OTHER				
			COUNT	SQFT	COUNT	SQFT	COUNT	SQFT			
East Camp Grafenwoehr	Army Active	Grafenwohr	557	3,334,538	0	0	603	3,554,409	0	0	2,635.8
Echterdingen Airfield	Army Active	Stuttgart	14	36,792	0	0	15	156,332	0	0	89.9
Egelsbach Transmitter Fac	Army Active	Langen	6	10,824	0	0	2	11,733	0	0	14.2
Einsiedlerhof Maintenance Annex	Air Force Active	Einsiedlerhof	3	9,808	0	0	3	20,290	0	14	16.6
Einsiedlerhof Storage Annex	Air Force Active	Kaiserlautern	9	104,457	0	0	14	367,016	0	28	125.4
Einsiedlerkoepfe Training Annex	Air Force Active	Kaiserlautern	3	5,232	0	0	1	11,057	0	311	9.1
Freihoelser Tng Area	Army Active	Arberg	12	11,507	0	0	0	0	0	0	17.1
Garmisch Family Housing	Army Active	Garmisch	5	2,448	0	0	20	345,004	0	0	93.7
Geilenkirchen AB	Air Force Active	Geilenkirchen	10	44,469	1	2,500	12	107,707	0	0	56.0
Germersheim Army Depot	Army Active	Germersheim	144	1,761,212	0	0	21	389,902	0	0	727.8
Grafenwoehr	Army Active	Grafenwohr	0	0	1,473	4,472,191	0	0	0	0	858.1
Grafenwoehr Training Area	Army Active	Grafenwohr	581	390,804	0	0	12	11,852	0	0	902.9
Gruenstadt AAFES Fac	Army Active	Gruenstadt	10	23,461	0	0	14	333,289	0	0	77.0
Hainerberg Housing and Shop Ctr	Army Active	Wiesbaden	33	539,081	0	0	66	1,593,710	0	0	608.5
Hohenfels	Army Active	Hohenfels	0	0	448	1,150,593	0	0	0	0	220.1
Hohenfels Training Area	Army Active	Hohenfels	590	1,417,674	1	162	355	1,794,912	0	0	1,779.4
Hoppstaedten Works	Army Active	Baumholder	2	3,085	0	0	4	24,555	0	0	42.6
Husterhoeh Communication Site	Air Force Active	Pirmasens	3	1,182	0	0	5	16,857	0	185	7.6
Husterhoeh Kaserne	Army Active	Pirmasens	46	500,508	0	0	23	508,252	0	0	278.2
Kaiserslautern	Army Active	Kaiserlautern	1	44,485	0	0	0	0	0	0	10.2
Kaiserslautern Army Depot	Army Active	Kaiserlautern	92	628,647	0	0	51	869,069	0	0	473.5
Kaiserslautern Equip Spt Ctr	Army Active	Kaiserlautern	23	8,939	0	0	20	204,990	0	0	63.9
Kapaun Administration Annex	Air Force Active	Kaiserlautern	20	84,519	0	0	40	550,275	0	114	774.4
Kastel Housing Area	Army Active	Wiesbaden	13	17,739	0	0	3	37,197	0	0	22.8
Katterbach Kaserne	Army Active	Ansbach	71	408,885	0	0	100	2,486,695	0	0	914.1
Kefurt & Craig Village Family Housing	Army Active	Stuttgart	1	921	0	0	40	1,011,118	0	0	217.5
Kelley Barracks	Army Active	Stuttgart	34	137,664	0	0	24	765,069	0	0	364.6
Kleber Kaserne	Army Active	Kaiserlautern	51	70,055	0	0	38	1,005,615	0	0	354.4
Kornwestheim Golf Course	Army Active	Kornwestheim	6	28,332	0	0	1	435	0	0	12.9
Landstuhl FH Annex O3	Air Force Active	Landstuhl	22	113,937	0	0	12	427,090	0	44	698.4
Landstuhl Heliport	Army Active	Landstuhl	41	127,755	0	0	0	0	0	0	76.2
Landstuhl Hospital	Army Active	Landstuhl	100	286,168	0	0	69	1,484,159	0	0	831.9
Landstuhl Maintenance Site	Air Force Active	Landstuhl	37	160,923	0	0	3	8,883	0	25	52.0
Landstuhl Maintenance Site 2	Air Force Active	Landstuhl	7	34,278	0	0	5	15,964	0	7	23.8

\* US Locations that do not meet criteria of at least ten (10) Acres AND at least \$10M PRV. US Territories and Non-US Locations that do not meet criteria of at least ten (10) Acres OR at least \$10M PRV.

**DEPARTMENT OF DEFENSE**  
**Base Structure Report - As of 30 Sept 2017**

SITE	COMPONENT	NAME NEAREST CITY	BUILDINGS						ACRES OWNED	TOTAL SITE ACRES	TOTAL SITE PRV (\$M)
			OWNED		LEASED		OTHER				
			COUNT	SQFT	COUNT	SQFT	COUNT	SQFT			
Mainz-Kastel Station	Army Active	Wiesbaden	22	23,869	0	0	29	764,120	0	0	210.0
McCully Barracks	Army Active	Wackernheim	31	230,730	0	0	31	347,776	0	0	203.4
Miesau	Army Active	Miesau	0	0	0	0	0	0	0	0	11.2
Miesau Ammo Depot	Army Active	Miesau	118	832,046	0	0	494	1,479,403	0	0	885.8
Moehringen Family Housing	Army Active	Stuttgart	1	80	0	0	34	409,284	0	0	86.4
Oberammergau NATO School	Army Active	Garmisch	3	1,827	0	0	4	43,010	0	0	14.7
Oberdachstetten Training Area	Army Active	Ansbach	24	20,511	0	0	79	262,042	0	0	100.1
Panzer Kaserne	Army Active	Kaiserlautern	5	1,264	0	0	10	302,618	0	0	125.3
Panzer Kaserne	Army Active	Stuttgart	24	227,910	0	0	40	1,283,398	0	0	475.1
Patch Barracks	Army Active	Stuttgart	37	391,997	0	0	37	1,062,977	0	0	585.5
Pfeffelbach Works	Army Active	Pfeffelbach	1	78	0	0	2	16,896	0	0	30.0
Pulaski Barracks	Army Active	Kaiserlautern	41	58,855	0	0	36	229,348	0	0	110.0
Ramstein AB	Air Force Active	Ramstein	406	3,802,915	0	0	336	5,345,792	0	3,094	12,620.3
Ramstein Storage Annex	Air Force Active	Weilerbach	10	182,723	0	0	2	49,136	0	85	57.8
Rheinblick Rec Annex	Army Active	Wiesbaden	11	17,852	0	0	4	15,302	0	0	19.7
Rhine Ordnance Barracks	Army Active	Kaiserlautern	131	484,653	0	0	803	1,839,862	0	0	958.9
Robinson Barracks	Army Active	Stuttgart	4	86,810	0	0	4	19,180	0	0	23.1
Robinson-Grenadier Family Housing	Army Active	Stuttgart	2	515	0	0	52	1,407,371	0	0	337.5
Sembach Admin Annex	Army Active	Sembach	52	619,436	0	0	56	985,156	0	0	571.9
Sheridan Barracks	Army Active	Garmisch	4	301,899	0	0	11	401,133	0	0	225.4
Shipton Kaserne	Army Active	Ansbach	92	579,739	0	0	23	246,582	0	0	226.5
Smith Barracks	Army Active	Baumholder	185	525,089	0	0	192	3,103,604	0	0	1,383.8
South Camp Vilseck	Army Active	Vilseck	563	4,046,245	0	0	152	1,636,491	0	0	1,977.1
Spangdahlem AB	Air Force Active	Spangdahlem	358	2,365,611	0	0	172	1,851,332	0	1,617	2,129.4
Spangdahlem Waste Annex	Air Force Active	Spangdahlem	4	12,177	0	0	0	0	0	3	41.3
Steuben & Weicht Vil Family Housing	Army Active	Stuttgart	2	782	0	0	54	558,917	0	0	122.0
Storck Barracks	Army Active	Illesheim	53	175,615	0	0	95	1,877,418	0	0	713.0
Stuttgart Dependent School	Army Active	Stuttgart	1	301	0	0	4	167,796	0	0	61.3
Vilseck	Army Active	Vilseck	0	0	140	680,572	0	0	0	0	128.1
Vogelweh FH Annex	Air Force Active	Kaiserlautern	164	978,924	0	0	107	2,471,858	0	631	1,080.4
Weilimdorf Warehouse	Army Active	Stuttgart	0	0	0	0	2	61,758	0	0	15.1
Wetzel Family Housing	Army Active	Baumholder	9	31,454	0	0	34	1,243,118	0	0	341.1
Wetzel Kaserne	Army Active	Baumholder	20	102,918	0	0	8	99,786	0	0	80.0

\* US Locations that do not meet criteria of at least ten (10) Acres AND at least \$10M PRV. US Territories and Non-US Locations that do not meet criteria of at least ten (10) Acres OR at least \$10M PRV.

**DEPARTMENT OF DEFENSE**  
**Base Structure Report - As of 30 Sept 2017**

SITE	COMPONENT	NAME NEAREST CITY	BUILDINGS						ACRES OWNED	TOTAL SITE ACRES	TOTAL SITE PRV (\$M)
			OWNED		LEASED		OTHER				
			COUNT	SQFT	COUNT	SQFT	COUNT	SQFT			
Wiesbaden Army Airfield	Army Active	Wiesbaden	433	1,460,897	0	0	114	2,233,166	0	0	1,462.0
* OTHER SITE(S) : 32			67	112,735	13	19,815	42	367,878	0	32	186.3
<b>Germany Total:</b>			<b>5,707</b>	<b>29,253,037</b>	<b>2,078</b>	<b>6,326,198</b>	<b>5,362</b>	<b>62,755,228</b>	<b>0</b>	<b>6,405</b>	<b>44,853.7</b>
<b><u>Greece</u></b>											
NATO Ordnance Area	Navy Active	Soudha Bay	2	1,064	0	0	14	152,066	0	0	71.2
NSA Souda Bay	Navy Active	Soudha Bay	53	446,186	0	0	0	0	0	101	291.4
NSA Souda Bay Marathi Pier Area	Navy Active	Soudha Bay	9	16,323	0	0	0	0	0	0	162.3
NSA Souda Bay NAMFI Compound	Navy Active	Soudha Bay	7	37,575	0	0	0	0	0	0	14.9
* OTHER SITE(S) : 4			4	2,644	1	2,821	4	20,157	0	0	5.9
<b>Greece Total:</b>			<b>75</b>	<b>503,792</b>	<b>1</b>	<b>2,821</b>	<b>18</b>	<b>172,223</b>	<b>0</b>	<b>101</b>	<b>545.5</b>
<b><u>Greenland</u></b>											
Thule AB	Air Force Active	Thule	193	2,205,296	0	0	0	0	0	233,034	4,676.1
<b>Greenland Total:</b>			<b>193</b>	<b>2,205,296</b>	<b>0</b>	<b>0</b>	<b>0</b>	<b>0</b>	<b>0</b>	<b>233,034</b>	<b>4,676.1</b>
<b><u>Guantanamo Bay</u></b>											
NS Guantanamo Bay	Navy Active	Guantanamo Bay	1,420	6,255,510	0	0	7	10,040	0	28,817	4,600.4
<b>Guantanamo Bay Total:</b>			<b>1,420</b>	<b>6,255,510</b>	<b>0</b>	<b>0</b>	<b>7</b>	<b>10,040</b>	<b>0</b>	<b>28,817</b>	<b>4,600.4</b>
<b><u>Honduras</u></b>											
Soto Cano	Army Active	Comayagua	128	296,580	0	0	0	0	0	0	494.0
<b>Honduras Total:</b>			<b>128</b>	<b>296,580</b>	<b>0</b>	<b>0</b>	<b>0</b>	<b>0</b>	<b>0</b>	<b>0</b>	<b>494.0</b>
<b><u>Iceland</u></b>											
Grindavik, Iceland	Navy Active	Grindavik	7	23,035	0	0	0	0	0	1,049	28.0
<b>Iceland Total:</b>			<b>7</b>	<b>23,035</b>	<b>0</b>	<b>0</b>	<b>0</b>	<b>0</b>	<b>0</b>	<b>1,049</b>	<b>28.0</b>
<b><u>Israel</u></b>											
* OTHER SITE(S) : 1			0	0	0	0	14	6,087	0	0	3.9
<b>Israel Total:</b>			<b>0</b>	<b>0</b>	<b>0</b>	<b>0</b>	<b>14</b>	<b>6,087</b>	<b>0</b>	<b>0</b>	<b>3.9</b>
<b><u>Italy</u></b>											
Augusta Bay	Navy Active	Catania	5	56,220	0	0	0	0	0	0	46.8
Aviano AB	Air Force Active	Aviano	109	1,006,901	0	0	74	1,455,610	0	1,226	1,722.2

\* US Locations that do not meet criteria of at least ten (10) Acres AND at least \$10M PRV. US Territories and Non-US Locations that do not meet criteria of at least ten (10) Acres OR at least \$10M PRV.

**DEPARTMENT OF DEFENSE**  
**Base Structure Report - As of 30 Sept 2017**

SITE	COMPONENT	NAME NEAREST CITY	BUILDINGS						ACRES OWNED	TOTAL SITE ACRES	TOTAL SITE PRV (\$M)
			OWNED		LEASED		OTHER				
			COUNT	SQFT	COUNT	SQFT	COUNT	SQFT			
Aviano Administration Annex Group HQ	Air Force Active	Aviano	6	13,232	0	0	3	33,061	0	5	24.7
Aviano Ammunition Storage Annex	Air Force Active	Aviano	6	11,358	0	0	28	89,095	0	47	42.6
Aviano Bachelor Housing Annex 1	Air Force Active	Aviano	15	156,341	0	0	5	464,519	0	39	322.6
Aviano Bachelor Housing Annex 2	Air Force Active	Aviano	5	216,864	0	0	9	82,949	0	13	123.3
Aviano Maintenance Annex	Air Force Active	Aviano	6	4,908	0	0	7	110,583	0	7	38.2
Aviano Storage Annex	Air Force Active	Aviano	0	0	2	94,440	0	0	0	6	20.1
Camp Darby	Army Active	Tirrenia	133	669,236	0	0	0	0	0	0	380.2
Camp Ederle	Army Active	Vicenza	225	2,025,099	3	19,351	1	5,481	0	0	978.1
Carney Park	Navy Active	Naples	34	28,887	5	11,005	0	0	0	53	39.7
Del Din	Army Active	Vicenza	54	1,512,591	0	0	0	0	0	0	710.6
Ghedi Radio Relay Site	Air Force Active	Brescia	11	31,596	0	0	4	26,162	0	1	28.8
Lago Patria	Navy Active	Naples	10	19,841	0	0	1	4,235	0	3	14.1
Livorno	Army Active	Livorno	0	0	18	125,544	0	0	0	0	30.1
Livorno Supply and Maint Area	Army Active	Livorno	114	1,292,779	0	0	0	0	0	0	406.3
Longare Communications Site	Army Active	Vicenza	26	79,391	0	0	0	0	0	0	42.2
NAS 1 Support Area	Navy Active	Catania	61	1,103,884	1	67,800	0	0	0	10	524.4
NAS Pensacola Transmitter Site	Navy Active	Sigonella Sicily	11	36,376	0	0	0	0	0	0	29.4
NAS Sigonella	Navy Active	Sigonella Sicily	176	1,653,288	0	0	4	34,128	0	316	1,010.8
NAS Sigonella Belpasso Hsg	Navy Active	Catania	1	13,164	149	952,535	0	0	0	104	247.7
NATO Ordnance Facility	Navy Active	Sigonella Sicily	44	89,924	0	0	0	0	0	172	77.4
NAVSUPPACT NAPLES IT	Navy Active	Naples	75	1,362,908	0	0	0	0	0	58	650.7
NSA Naples Support Site	Navy Active	Naples	2	181,650	164	3,295,707	0	0	0	228	1,059.6
Pisa Ammo Storage Area	Army Active	Pisa	215	559,192	0	0	0	0	0	0	326.6
San Vito Dei Normanni AS	Air Force Active	San Vito Normanni	2	3,800	0	0	0	0	0	25	3.8
Vicenza	Army Active	Vicenza	9	14,295	136	1,336,976	0	0	0	0	364.3
Vicenza Basic Load Storage Area	Army Active	Vicenza	15	27,672	0	0	0	0	0	0	15.3
Vicenza Family Housing	Army Active	Vicenza	215	707,930	0	0	0	0	0	0	250.9
<b>* OTHER SITE(S) : 15</b>			13	25,344	21	169,102	7	25,399	0	30	63.8
<b>Italy Total:</b>			<b>1,598</b>	<b>12,904,673</b>	<b>499</b>	<b>6,072,459</b>	<b>143</b>	<b>2,331,222</b>	<b>0</b>	<b>2,345</b>	<b>9,595.0</b>
<b>Japan</b>											
Akasaka Administration Annex	Air Force Active	Tokyo	0	0	0	0	2	13,571	0	0	10.1
Akasaka Press Center	Army Active	Tokyo	6	507	0	0	7	162,391	0	7	95.8

\* US Locations that do not meet criteria of at least ten (10) Acres AND at least \$10M PRV. US Territories and Non-US Locations that do not meet criteria of at least ten (10) Acres OR at least \$10M PRV.



**DEPARTMENT OF DEFENSE**  
**Base Structure Report - As of 30 Sept 2017**

SITE	COMPONENT	NAME NEAREST CITY	BUILDINGS						ACRES OWNED	TOTAL SITE ACRES	TOTAL SITE PRV (\$M)
			OWNED		LEASED		OTHER				
			COUNT	SQFT	COUNT	SQFT	COUNT	SQFT			
Akasaki POL Dep	Navy Active	Sasebo	43	104,349	0	0	39	181,155	0	182	1,904.4
Akizuki Ammunition Depot	Army Active	Akizuki	17	5,284	0	0	48	407,342	0	138	356.9
Awase	Navy Active	Okinawa	7	13,181	0	0	0	0	0	118	28.0
Azuma	Navy Active	Yokosuka	43	54,777	0	0	40	153,877	0	265	725.0
Camp Courtney	Marine Corps Active	Tengan	88	310,719	0	0	117	1,770,628	0	331	1,107.5
Camp Courtney FH Annex	Air Force Active	Okinawa	74	1,146,080	0	0	0	0	65	65	461.3
Camp Foster	Marine Corps Active	Zukeran	963	2,671,669	0	0	341	5,724,714	0	1,347	5,280.1
Camp Foster FH Annex	Air Force Active	Okinawa	732	2,669,219	0	0	0	0	453	453	1,181.6
Camp Fuji Japan	Marine Corps Active	Fuji	47	75,501	0	0	48	559,513	0	33,384	432.9
Camp Gonsalves	Marine Corps Active	Henoko Okinawa	21	14,129	0	0	2	27,900	0	9,040	43.1
Camp Hansen	Marine Corps Active	Onna Okinawa	138	622,208	0	0	164	2,997,361	0	12,037	2,722.6
Camp Kinser	Air Force Active	Okinawa	43	2,266,584	0	0	0	0	135	135	892.0
Camp Kinser	Marine Corps Active	Makiminato Okinawa	165	3,483,167	0	0	119	3,266,238	0	674	3,204.8
Camp Kuwae FH Annex	Air Force Active	Chatan Okinawa	157	577,425	0	0	0	0	70	70	233.6
Camp Lester	Marine Corps Active	Chatan Okinawa	164	650,203	0	0	75	554,235	0	167	828.0
Camp McTureous	Marine Corps Active	Tengan	6	86,870	0	0	91	786,215	0	94	531.6
Camp McTureous FH Annex	Air Force Active	Okinawa	80	678,732	0	0	0	0	64	64	269.7
Camp Schwab	Marine Corps Active	Henoko Okinawa	105	361,038	0	0	61	1,527,873	0	5,397	1,643.1
Camp Shields	Navy Active	Okinawa	28	150,660	0	0	20	366,650	0	88	334.5
Camp Shields FH Annex	Air Force Active	Okinawa	6	1,581	0	0	89	562,501	89	89	295.9
Camp Zama	Army Active	Sagamihara	137	557,475	0	0	251	2,763,837	0	578	2,468.0
Camp Zama Communications Station	Air Force Active	Zama	0	0	0	0	4	13,721	0	1	17.5
Chitose Administration Annex	Air Force Active	Chitose	9	45,306	0	0	0	0	0	1,067	57.0
COMFLEACT Kadena Okinawa	Navy Active	Okinawa	108	690,165	0	0	11	213,581	0	120	703.6
COMFLEACT Sasebo	Navy Active	Sasebo	79	130,020	0	0	172	2,110,440	0	7,733	1,796.2
COMFLEACT Yokosuka	Navy Active	Yokosuka	247	406,071	0	0	473	10,786,820	0	2,704	10,207.9
Draughon Training Range	Air Force Active	Misawa	3	4,644	0	0	5	13,453	0	1,889	36.0

\* US Locations that do not meet criteria of at least ten (10) Acres AND at least \$10M PRV. US Territories and Non-US Locations that do not meet criteria of at least ten (10) Acres OR at least \$10M PRV.

**DEPARTMENT OF DEFENSE**  
**Base Structure Report - As of 30 Sept 2017**

SITE	COMPONENT	NAME NEAREST CITY	BUILDINGS						ACRES OWNED	TOTAL SITE ACRES	TOTAL SITE PRV (\$M)
			OWNED		LEASED		OTHER				
			COUNT	SQFT	COUNT	SQFT	COUNT	SQFT			
Drydock Area-5030	Navy Active	Sasebo	1	506	0	0	12	19,893	0	0	438.1
Hachinohe POL Dep	Navy Active	Hachinohe	9	7,293	0	0	12	10,252	0	46	196.5
Hario Housing Area	Navy Active	Sasebo	21	6,548	0	0	76	1,192,730	0	87	611.5
Hario Shima Ammo	Navy Active	Sasebo	30	45,747	0	0	15	63,736	0	487	181.5
Hiro Ammunition Depot	Army Active	Kure	12	8,493	0	0	11	113,449	0	88	112.1
Idesuna Jima Air Range	Air Force Active	Okinawa	0	0	0	0	0	0	61	61	0.0
IE Jima Aux Airfield	Marine Corps Active	Henoko Okinawa	5	838	0	0	13	45,277	0	1,981	95.2
IKEDA-CHO HOUSING	Navy Active	Yokosuka	0	0	3	25,266	0	0	0	0	18.8
Ikego Housing Area	Navy Active	Ikego	33	26,852	0	0	121	2,195,798	0	714	1,237.0
Iorizaki POL Dep	Navy Active	Sasebo	5	154	0	0	4	7,744	0	56	2,291.7
Itazuke Auxiliary Airfield	Air Force Active	Fukuoka	0	0	0	0	1	30,873	0	6	22.9
Iwakuni Communications Station	Air Force Active	Iwakuni	0	0	0	0	4	15,416	0	1	12.2
Iwo Jima-3181	Navy Active	Iwo Jima Island	0	0	0	0	47	343,833	0	243	533.0
Kachin Hanto Area	Army Active	Kachin Hanto	10	2,589	0	0	6	9,761	0	84	135.4
Kadena AB	Air Force Active	Okinawa	1,347	5,608,278	0	0	735	8,117,312	4,906	4,906	12,309.8
Kadena Ammo Storage Annex	Air Force Active	Okinawa	333	1,618,468	0	0	83	612,518	6,077	6,077	1,532.1
Kawakami Ammunition Depot	Army Active	Higashi-Hiroshima	70	116,955	0	0	47	229,255	0	644	438.8
Kin Blue Beach - 6020	Marine Corps Active	Okinawa	0	0	0	0	0	0	0	94	5.7
Kisarazu-JGSDF	Navy Active	Kisarazu	2	7,568	0	0	9	250,454	0	513	353.5
Kobi Sho Range - 6084	Navy Active	Okinawa	0	0	0	0	0	0	0	216	0.0
Koshiha POL Dep-3113	Navy Active	Yokohama	0	0	0	0	0	0	0	326	0.0
Kure Pier 6	Army Active	Kure	9	4,212	0	0	10	62,343	0	4	55.5
Maebata	Navy Active	Sasebo	39	60,362	0	0	43	304,824	0	144	323.8
MCAS Futenma	Marine Corps Active	Futemma Okinawa	217	957,182	0	0	58	1,076,778	0	1,177	1,686.1
MCAS Iwakuni	Marine Corps Active	Iwakuni	126	462,660	0	0	474	8,218,917	0	7,111	7,232.8
MCB Camp S D Butler ASP	Marine Corps Active	Koza	0	0	0	0	3	28,717	0	491	164.7
Misawa AB	Air Force Active	Misawa	230	958,848	0	0	565	7,659,621	0	3,864	8,252.8
Momote Annex	Air Force Active	Tokyo	0	0	0	0	3	2,976	0	30	5.3
NAF Atsugi	Navy Active	Atsugi	264	548,219	0	0	274	3,772,824	0	1,237	2,822.1
NAF Misawa	Navy Active	Misawa	71	909,561	0	0	6	3,048	27	27	626.5
Nagasaka Rifle Range	Navy Active	Yokosuka	0	0	0	0	0	0	0	26	0.0

\* US Locations that do not meet criteria of at least ten (10) Acres AND at least \$10M PRV. US Territories and Non-US Locations that do not meet criteria of at least ten (10) Acres OR at least \$10M PRV.

**DEPARTMENT OF DEFENSE**  
**Base Structure Report - As of 30 Sept 2017**

SITE	COMPONENT	NAME NEAREST CITY	BUILDINGS						ACRES OWNED	TOTAL SITE ACRES	TOTAL SITE PRV (\$M)
			OWNED		LEASED		OTHER				
			COUNT	SQFT	COUNT	SQFT	COUNT	SQFT			
Naha Port	Army Active	Okinawa	48	298,037	0	0	11	58,444	0	139	427.6
Negishi Dh Area	Navy Active	Yokohama	61	20,348	0	0	237	728,558	0	118	472.4
Okidaito Jima Rng-6088	Navy Active	Okinawa	0	0	0	0	0	0	0	283	0.0
Okuma Recreation Annex	Air Force Active	Okinawa	41	61,816	0	0	2	14,068	135	135	71.7
Owada Communications Station	Air Force Active	Owada	0	0	0	0	1	21,152	0	328	29.1
POL Facilities	Army Active	Tokyo	42	32,472	0	0	28	32,405	50	347	743.6
Sagami General Depot	Army Active	Sagamihara	40	85,072	0	0	118	2,805,096	0	528	1,774.8
Sagamihara FH Area	Army Active	Sagamihara	109	32,918	0	0	234	1,192,985	0	149	734.7
Sakibe	Navy Active	Sasebo	7	21,291	0	0	1	8,061	0	32	25.0
Sanno Hotel Tokyo-3185	Navy Active	Tokyo	2	774	0	0	1	229,119	0	2	117.7
Sasebo Annex	Air Force Active	Sasebo	1	14,019	0	0	2	1,090	0	1	11.5
Sekibi Sho Range-6085	Navy Active	Okinawa	0	0	0	0	0	0	0	10	0.0
Shariki Communication Site	Army Active	Zama	4	3,446	0	0	0	0	0	33	10.4
Tama Service Annex	Air Force Active	Tana	13	12,306	0	0	38	101,449	0	483	100.5
Tengan Pier-6028	Navy Active	Tengan	7	10,457	0	0	0	0	0	8	98.1
Tokorozawa Transmitter Site	Air Force Active	Tokorosana	7	59,913	0	0	0	0	0	320	46.0
Tori Shima Air Range	Air Force Active	Okinawa	0	0	0	0	0	0	10	10	0.0
Torii Station	Army Active	Yomitan	123	503,928	0	0	33	465,977	28	505	723.6
Tsurumi POL Dep	Navy Active	Yokohama	21	11,349	0	0	20	56,841	0	48	215.8
Ulibaru	Marine Corps Active	Okinawa	0	0	0	0	0	0	0	63	0.0
Urago Ordinance	Navy Active	Yokosuka	13	18,806	0	0	29	178,284	0	61	221.3
White Beach	Navy Active	Okinawa	69	164,751	0	0	11	147,835	0	290	375.4
Yokohama No Dock	Navy Active	Yokohama	8	83,621	0	0	6	271,464	0	9	162.4
Yokohama North Dock	Army Active	Yokohama	19	12,726	0	0	58	571,559	0	121	605.1
Yokose POL Dep	Navy Active	Sasebo	10	2,143	0	0	25	139,469	0	168	4,767.7
Yokota AB	Air Force Active	Tokyo	95	566,371	0	0	593	9,446,209	0	1,750	6,833.1
<b>* OTHER SITE(S) : 34</b>			22	30,010	1	5,596	9	26,878	14	66	55.7
<b>Japan Total:</b>			<b>7,112</b>	<b>31,175,470</b>	<b>4</b>	<b>30,863</b>	<b>6,268</b>	<b>85,849,308</b>	<b>12,183</b>	<b>114,981</b>	<b>98,188.0</b>
<b>Kenya</b>											
NSA Bahrain - Kenya	Navy Active	Mombasa	6	19,770	0	0	0	0	0	0	41.2
<b>Kenya Total:</b>			<b>6</b>	<b>19,770</b>	<b>0</b>	<b>0</b>	<b>0</b>	<b>0</b>	<b>0</b>	<b>0</b>	<b>41.2</b>

\* US Locations that do not meet criteria of at least ten (10) Acres AND at least \$10M PRV. US Territories and Non-US Locations that do not meet criteria of at least ten (10) Acres OR at least \$10M PRV.

**DEPARTMENT OF DEFENSE**  
**Base Structure Report - As of 30 Sept 2017**

SITE	COMPONENT	NAME NEAREST CITY	BUILDINGS						ACRES OWNED	TOTAL SITE ACRES	TOTAL SITE PRV (\$M)
			OWNED		LEASED		OTHER				
			COUNT	SQFT	COUNT	SQFT	COUNT	SQFT			
<b><u>Kuwait</u></b>											
Camp Arifjan	Army Active	Camp Arifjan	182	1,587,292	0	0	111	2,091,577	0	0	1,182.1
Camp Buehring	Army Active	Udairi	10	82,560	0	0	0	0	0	0	27.6
<b>Kuwait Total:</b>			<b>192</b>	<b>1,669,852</b>	<b>0</b>	<b>0</b>	<b>111</b>	<b>2,091,577</b>	<b>0</b>	<b>0</b>	<b>1,209.7</b>
<b><u>Netherlands</u></b>											
Brunssum Support Site	Army Active	Brunssum	2	61,311	0	0	1	473	0	0	13.5
Eygelshoven Army Depot	Army Active	Eygelshoven	0	0	0	0	19	627,479	0	0	128.5
Hendrik Mine	Army Active	Brunssum	3	2,222	0	0	8	628,571	0	0	268.9
Schinnen	Army Active	Schinnen	0	0	73	114,815	0	0	0	0	27.4
Schinnen Emma Mine	Army Active	Schinnen	39	94,638	14	143,150	0	0	0	0	79.2
* OTHER SITE(S) : 1			1	4,616	0	0	2	20,301	0	0	9.1
<b>Netherlands Total:</b>			<b>45</b>	<b>162,787</b>	<b>87</b>	<b>257,965</b>	<b>30</b>	<b>1,276,824</b>	<b>0</b>	<b>0</b>	<b>526.6</b>
<b><u>Netherlands Antilles</u></b>											
Davis-Monthan AFB	Air Force Active	Curacao	13	90,868	1	17,224	0	0	0	42	76.9
<b>Netherlands Antilles Total:</b>			<b>13</b>	<b>90,868</b>	<b>1</b>	<b>17,224</b>	<b>0</b>	<b>0</b>	<b>0</b>	<b>42</b>	<b>76.9</b>
<b><u>Norway</u></b>											
* OTHER SITE(S) : 2			1	4,550	1	3,628	2	21,836	0	0	9.5
<b>Norway Total:</b>			<b>1</b>	<b>4,550</b>	<b>1</b>	<b>3,628</b>	<b>2</b>	<b>21,836</b>	<b>0</b>	<b>0</b>	<b>9.5</b>
<b><u>Oman</u></b>											
Masirah Island Mpt Site 1	Air Force Active	Muscat	0	0	0	0	0	0	0	3,000	0.0
NSA Bahrain - Masirah Island	Navy Active	Sur Masirah	7	28,559	0	0	0	0	0	0	10.4
SEEB MPT Site 1	Air Force Active	Muscat	0	0	0	0	18	264,076	0	3,000	175.8
Thumrait MAP	Air Force Active	Muscat	0	0	0	0	0	0	0	3,000	0.0
<b>Oman Total:</b>			<b>7</b>	<b>28,559</b>	<b>0</b>	<b>0</b>	<b>18</b>	<b>264,076</b>	<b>0</b>	<b>9,000</b>	<b>186.2</b>
<b><u>Peru</u></b>											
Naval Medical Research Center Det	Navy Active	Lima	4	7,574	0	0	2	38,074	0	0	19.8
* OTHER SITE(S) : 1			3	2,601	0	0	2	5,940	0	0	3.7
<b>Peru Total:</b>			<b>7</b>	<b>10,175</b>	<b>0</b>	<b>0</b>	<b>4</b>	<b>44,014</b>	<b>0</b>	<b>0</b>	<b>23.5</b>

\* US Locations that do not meet criteria of at least ten (10) Acres AND at least \$10M PRV. US Territories and Non-US Locations that do not meet criteria of at least ten (10) Acres OR at least \$10M PRV.

**DEPARTMENT OF DEFENSE**  
**Base Structure Report - As of 30 Sept 2017**

SITE	COMPONENT	NAME NEAREST CITY	BUILDINGS						ACRES OWNED	TOTAL SITE ACRES	TOTAL SITE PRV (\$M)
			OWNED		LEASED		OTHER				
			COUNT	SQFT	COUNT	SQFT	COUNT	SQFT			
<b>Portugal</b>											
Agualva Munitions Storage Annex	Air Force Active	Lajesfield	0	0	0	0	0	0	0	68	1.1
Caldeira Ammunition Storage Area	Air Force Active	Lajesfield	3	6,331	0	0	0	0	0	29	5.5
Cinco Picos Globecom Annex	Air Force Active	Lajesfield	2	2,567	0	0	0	0	0	159	13.0
Covadascinzas Petroleum Products Stg Annex	Air Force Active	Lajesfield	0	0	0	0	0	0	0	41	11.3
Lajes Field	Air Force Active	Lajesfield	217	1,874,864	0	0	0	0	0	973	1,494.7
Lajes System Annex Site 1	Air Force Active	Lajesfield	4	1,270	0	0	0	0	0	1	37.4
Praia Da Victoria Dock Annex	Air Force Active	Lajesfield	14	17,214	0	0	0	0	0	4	41.9
Praia Da Victoria Fuel Storage Annex	Air Force Active	Lajesfield	9	6,290	0	0	0	0	0	53	207.0
Villa Nova Globecom Annex	Air Force Active	Lajesfield	1	1,748	0	0	0	0	0	99	2.3
* OTHER SITE(S) : 12			10	3,325	0	0	2	1,930	0	18	6.2
<b>Portugal Total:</b>			<b>260</b>	<b>1,913,609</b>	<b>0</b>	<b>0</b>	<b>2</b>	<b>1,930</b>	<b>0</b>	<b>1,445</b>	<b>1,820.4</b>
<b>Qatar</b>											
Camp As Sayliyah	Army Active	Doha	22	308,039	0	0	1	18,654	0	0	106.2
<b>Qatar Total:</b>			<b>22</b>	<b>308,039</b>	<b>0</b>	<b>0</b>	<b>1</b>	<b>18,654</b>	<b>0</b>	<b>0</b>	<b>106.2</b>
<b>Romania</b>											
Mihail Kogalniceanu Airfield	Army Active	Mihail Kogalniceanu	9	62,795	0	0	0	0	0	0	22.7
Mihail Kogalniceanu Main Camp	Army Active	Mihail Kogalniceanu	6	7,439	0	0	76	295,792	0	0	134.5
NAVSUPPFAC Romania	Navy Active	Mihail Kogalniceanu	9	108,402	0	0	0	0	0	438	30.1
* OTHER SITE(S) : 1			1	320	0	0	0	0	0	0	0.1
<b>Romania Total:</b>			<b>25</b>	<b>178,956</b>	<b>0</b>	<b>0</b>	<b>76</b>	<b>295,792</b>	<b>0</b>	<b>438</b>	<b>187.4</b>
<b>Saint Helena</b>											
Ascension Auxiliary Airfield	Air Force Active	Ascension Island	118	439,526	0	0	0	0	0	3,463	714.9
<b>Saint Helena Total:</b>			<b>118</b>	<b>439,526</b>	<b>0</b>	<b>0</b>	<b>0</b>	<b>0</b>	<b>0</b>	<b>3,463</b>	<b>714.9</b>
<b>Singapore</b>											
Singapore Area Coordinator	Navy Active	Singapore	0	0	95	579,895	51	423,837	0	0	324.7
* OTHER SITE(S) : 1			0	0	0	0	1	206	0	0	0.1
<b>Singapore Total:</b>			<b>0</b>	<b>0</b>	<b>95</b>	<b>579,895</b>	<b>52</b>	<b>424,043</b>	<b>0</b>	<b>0</b>	<b>324.8</b>

\* US Locations that do not meet criteria of at least ten (10) Acres AND at least \$10M PRV. US Territories and Non-US Locations that do not meet criteria of at least ten (10) Acres OR at least \$10M PRV.

**DEPARTMENT OF DEFENSE**  
**Base Structure Report - As of 30 Sept 2017**

SITE	COMPONENT	NAME NEAREST CITY	BUILDINGS						ACRES OWNED	TOTAL SITE ACRES	TOTAL SITE PRV (\$M)
			OWNED		LEASED		OTHER				
			COUNT	SQFT	COUNT	SQFT	COUNT	SQFT			
<b>South Korea</b>											
Bayonet Training Area	Army Active	Tong Du Chon	0	0	0	0	0	0	0	248	0.0
Camp Ames	Army Active	Gyeonggi-do	9	19,788	0	0	0	0	0	20	8.7
Camp Carroll	Army Active	Waegwan	286	3,966,623	0	0	0	0	0	495	1,241.0
Camp Carroll	Navy Active	Yechon	0	0	0	0	1	78,606	0	0	17.5
Camp Casey	Army Active	Tong Du Chon	751	4,149,900	0	0	0	0	2	2,830	1,628.4
Camp Castle	Army Active	Tong Du Chon	8	65,851	0	0	0	0	1	51	20.2
Camp Eagle	Army Active	Wonju	68	436,136	0	0	0	0	0	113	212.0
Camp Henry	Army Active	Taegu	121	791,318	150	238,350	2	3,782	1	59	366.5
Camp Henry - Brooklyn Hill	Army Active	Camp Henry	10	3,265	0	0	0	0	0	34	2.9
Camp Henry - Dartboard Site	Army Active	Pusan	2	1,672	0	0	0	0	0	10	2.6
Camp Henry (Pier 8)	Army Active	Pusan	14	103,089	0	0	0	0	0	11	67.0
Camp Hovey	Army Active	Camp Hovey	230	1,635,770	0	0	0	0	0	763	588.3
Camp Humphreys	Army Active	Pyong Taek	617	12,596,600	63	464,506	4	36,516	0	2,121	5,578.6
Camp Humphreys (High Point)	Army Active	Gyeonggi-do	1	507	0	0	0	0	0	10	1.7
Camp Humphreys (Richmond)	Army Active	Gyeonggi-do	1	480	0	0	0	0	0	14	1.9
Camp Jackson	Army Active	Uijong Bu	55	183,093	0	0	0	0	0	406	64.4
Camp Kwangsa Ri	Army Active	Yongju	15	35,750	0	0	4	8,000	0	31	17.4
Camp Long	Army Active	Wonju	124	307,979	0	0	0	0	0	84	122.1
Camp Market	Army Active	Inchon	67	560,428	0	0	39	581,214	0	119	294.4
Camp Mu Juk	Marine Corps Active	Pohang	21	74,726	0	0	26	216,709	0	88	101.7
Camp Red Cloud	Army Active	Uijong Bu	265	1,421,933	0	0	0	0	0	207	530.0
Camp Red Cloud - Bullseye 02	Army Active	Paju	0	0	0	0	0	0	0	255	2.3
Camp Red Cloud (Bullseye 01)	Army Active	Yongchon	101	265,367	0	0	0	0	0	2,204	140.0
Camp Stanley	Army Active	Uijong Bu	325	1,604,571	0	0	0	0	0	605	557.2
Camp Walker	Army Active	Taegu	210	1,247,991	0	0	0	0	1	195	460.1
Camp Yongin	Army Active	Yongin	7	45,916	0	0	3	9,398	0	8	22.0
Chang San	Army Active	Pusan	0	0	0	0	0	0	2	26	1.6
DRMO APO	Army Active	Kimchon	7	126,729	0	0	0	0	24	24	36.6
Far East Dist Engr	Army Active	Seoul	32	78,198	0	0	15	110,267	0	11	76.4
Fleet Activities Chinhae	Navy Active	Chinhae	166	384,712	0	0	2	51,485	0	82	164.3
Gun Training Area	Army Active	Tong Du Chon	0	0	0	0	0	0	0	123	0.0
H220 Heliport	Army Active	Tong Du Chon	53	236,593	0	0	0	0	0	52	86.4

\* US Locations that do not meet criteria of at least ten (10) Acres AND at least \$10M PRV. US Territories and Non-US Locations that do not meet criteria of at least ten (10) Acres OR at least \$10M PRV.

**DEPARTMENT OF DEFENSE**  
**Base Structure Report - As of 30 Sept 2017**

SITE	COMPONENT	NAME NEAREST CITY	BUILDINGS						ACRES OWNED	TOTAL SITE ACRES	TOTAL SITE PRV (\$M)
			OWNED		LEASED		OTHER				
			COUNT	SQFT	COUNT	SQFT	COUNT	SQFT			
Icheon - Sockor	Army Active	Ichon	2	13,985	0	0	1	7,201	0	0	12.8
K-16 AB	Army Active	Songnam	72	593,294	1	140,657	3	55,080	0	205	321.8
Kamaksan ASA	Army Active	Tong Du Chon	9	6,544	0	0	0	0	0	48	6.2
Kimhae Storage Annex	Air Force Active	Kimhae	38	364,471	0	0	1	69,500	0	105	249.4
Kunsan AB	Air Force Active	Kunsan	354	2,629,245	0	0	39	879,090	0	2,549	2,344.4
Kunsan POL Terminal Site	Army Active	Kunsan	4	5,828	0	0	0	0	0	17	19.4
Kwang-Ju AB	Air Force Active	Kwangju	91	615,649	0	0	1	20,000	0	422	565.4
Madison Site	Army Active	Inchon	12	8,574	0	0	0	0	0	22	11.1
Masan Ammunition Depot	Army Active	Masan	13	45,429	0	0	0	0	0	464	22.0
Niblo Barracks	Army Active	Seoul	16	29,204	0	0	2	6,345	0	7	14.8
Osan AFB	Air Force Active	Gyeonggi-do	347	5,535,013	0	0	70	1,644,817	0	1,523	3,529.9
Osan Ni Ammunition Storage Annex	Air Force Active	Gyeonggi-do	21	74,502	0	0	0	0	0	603	33.4
Osan Site 2	Air Force Active	Gyeonggi-do	0	0	0	0	3	1,495	0	59	36.9
Osan Site 3	Air Force Active	Gyeonggi-do	0	0	0	0	0	0	0	445	2.8
Pil-Sung Air Range	Air Force Active	Gyeonggi-do	10	18,560	0	0	2	24,676	0	27	17.6
Pohang	Navy Active	Pohang	11	67,728	0	0	56	143,585	0	3	177.4
Pusan Storage Facility	Army Active	Pusan	57	381,781	0	0	0	0	0	66	138.8
Pyongtaek Cpx Area	Army Active	Pyong Taek	4	4,432	0	0	1	11,632	0	7,640	10.0
Retreat Center	Army Active	Seoul	16	25,746	0	0	0	0	0	5	12.5
ROK Navy Base	Navy Active	Chinhae	2	16,454	0	0	0	0	0	0	81.9
Shinbuk Relay	Army Active	Camp Casey	5	5,024	0	0	0	0	0	13	10.7
Sungnam Golf Course	Army Active	Songnam	9	14,879	0	0	4	47,151	0	230	30.7
Suwon AB	Air Force Active	Suwon	36	127,239	0	0	60	583,636	0	267	514.9
Swiss and Swed Camp Mac HQ	Army Active	Munsan	24	31,798	0	0	0	0	0	0	13.9
Taegu AB	Air Force Active	Taegu	138	748,353	0	0	1	18,765	0	698	756.7
Taegu Storage Area	Army Active	Taegu	9	49,962	0	0	0	0	0	2	10.6
Tango	Army Active	Songnam	34	181,828	0	0	11	78,706	0	241	113.8
Watkins Range	Army Active	Tong Du Chon	0	0	0	0	0	0	0	13	0.0
Yechon	Navy Active	Yechon	1	169	0	0	30	81,825	0	0	118.4
Yong Pyong	Army Active	Tong Du Chon	115	257,282	0	0	0	0	0	3,346	501.5
Yongsan Garrison	Army Active	Seoul	806	5,016,134	39	546,723	191	956,431	0	625	2,330.2
Yongsan Garrison	Navy Active	Yongsan	16	59,871	0	0	0	0	0	0	18.6
<b>* OTHER SITE(S) : 16</b>			<b>53</b>	<b>96,093</b>	<b>0</b>	<b>0</b>	<b>5</b>	<b>42,562</b>	<b>6</b>	<b>47</b>	<b>60.1</b>

\* US Locations that do not meet criteria of at least ten (10) Acres AND at least \$10M PRV. US Territories and Non-US Locations that do not meet criteria of at least ten (10) Acres OR at least \$10M PRV.

**DEPARTMENT OF DEFENSE**  
**Base Structure Report - As of 30 Sept 2017**

SITE	COMPONENT	NAME NEAREST CITY	BUILDINGS						ACRES OWNED	TOTAL SITE ACRES	TOTAL SITE PRV (\$M)
			OWNED		LEASED		OTHER				
			COUNT	SQFT	COUNT	SQFT	COUNT	SQFT			
<b>South Korea Total:</b>			<b>5,891</b>	<b>47,370,057</b>	<b>253</b>	<b>1,390,236</b>	<b>577</b>	<b>5,768,474</b>	<b>37</b>	<b>30,991</b>	<b>24,502.9</b>
<b>Spain</b>											
	Air Force Active	Moron de la Frontera	150	833,046	0	0	0	0	0	3,428	829.1
	Navy Active	Rota	852	4,063,143	0	0	0	0	0	5,962	1,968.4
	* OTHER SITE(S) : 2		1	2,596	0	0	1	6,335	0	1	2.7
<b>Spain Total:</b>			<b>1,003</b>	<b>4,898,785</b>	<b>0</b>	<b>0</b>	<b>1</b>	<b>6,335</b>	<b>0</b>	<b>9,391</b>	<b>2,800.2</b>
<b>Turkey</b>											
	Air Force Active	Ankara	23	152,076	0	0	0	0	14	14	54.6
	Air Force Active	Batman	0	0	0	0	13	28,176	0	0	22.4
	Air Force Active	Izmir	0	0	0	0	19	151,666	0	0	43.2
	Air Force Active	Adana	689	4,572,586	0	0	0	0	0	3,336	2,482.4
	Air Force Active	Izmir	0	0	2	49,496	0	0	0	0	13.5
	Army Active	Malatya	0	0	0	0	9	27,507	0	0	12.3
	Air Force Active	Batman	0	0	0	0	12	25,239	0	0	16.9
	Air Force Active	Yumurtalik	0	0	0	0	0	0	36	142	0.0
	* OTHER SITE(S) : 5		2	320	0	0	7	112,980	1	1	17.4
<b>Turkey Total:</b>			<b>714</b>	<b>4,724,982</b>	<b>2</b>	<b>49,496</b>	<b>60</b>	<b>345,568</b>	<b>51</b>	<b>3,493</b>	<b>2,662.8</b>
<b>United Arab Emirates</b>											
	Navy Active	Dubai	17	34,678	24	97,710	0	0	0	36	113.2
	* OTHER SITE(S) : 1		0	0	4	16,562	0	0	0	0	9.1
<b>United Arab Emirates Total:</b>			<b>17</b>	<b>34,678</b>	<b>28</b>	<b>114,272</b>	<b>0</b>	<b>0</b>	<b>0</b>	<b>36</b>	<b>122.3</b>
<b>United Kingdom</b>											
	Air Force Active	Croughton	4	23,222	0	0	1	24,636	0	3	19.7
	Air Force Active	Lakenheath	0	0	43	201,657	0	0	0	62	49.5
	Air Force Active	Cambridge	168	1,006,262	0	0	8	123,438	0	218	407.6
	Air Force Active	Croughton	1	22,006	0	0	0	0	0	476	19.0
	Air Force Active	Croughton	254	221,012	0	0	79	110,097	0	35	81.2
	Air Force Active	Croughton	119	679,109	0	0	18	169,291	0	694	473.2
	Air Force Active	Ely	0	0	0	0	58	139,221	0	18	49.5

\* US Locations that do not meet criteria of at least ten (10) Acres AND at least \$10M PRV. US Territories and Non-US Locations that do not meet criteria of at least ten (10) Acres OR at least \$10M PRV.



**DEPARTMENT OF DEFENSE**  
**Base Structure Report - As of 30 Sept 2017**

SITE	COMPONENT	NAME NEAREST CITY	BUILDINGS						ACRES OWNED	TOTAL SITE ACRES	TOTAL SITE PRV (\$M)
			OWNED		LEASED		OTHER				
			COUNT	SQFT	COUNT	SQFT	COUNT	SQFT			
RAF Fairford	Air Force Active	Fairford	92	404,215	0	0	67	464,170	0	1,163	772.3
RAF Feltwell	Air Force Active	Feltwell	71	401,765	0	0	159	888,199	0	305	471.0
RAF Lakenheath	Air Force Active	Lakenheath	836	4,565,556	0	0	111	498,214	0	1,879	2,888.1
RAF Menwith Hill	Air Force Active	Harrogate	145	1,073,612	0	0	0	0	545	545	430.1
RAF Mildenhall	Air Force Active	Mildenhall	263	1,585,293	0	0	138	1,185,396	0	1,163	1,549.7
RAF Molesworth	Air Force Active	Cambridge	62	179,206	0	0	28	289,667	0	659	247.9
RAF Molesworth Storage Annex 12	Air Force Active	Cambridge	2	30,988	0	0	0	0	0	37	13.7
RAF Oakhanger	Air Force Active	Croughton	4	14,662	0	0	0	0	0	0	34.9
RAF Welford Ammo Storage Area	Air Force Active	Welford	77	231,563	0	0	191	443,977	0	736	320.5
* OTHER SITE(S) : 9			19	28,542	1	799	18	34,302	0	8	25.2
<b>United Kingdom Total:</b>			<b>2,117</b>	<b>10,467,013</b>	<b>44</b>	<b>202,456</b>	<b>876</b>	<b>4,370,608</b>	<b>545</b>	<b>8,001</b>	<b>7,853.3</b>
<b>Overseas Total:</b>			<b>30,255</b>	<b>162,991,771</b>	<b>3,146</b>	<b>16,859,769</b>	<b>13,887</b>	<b>168,590,513</b>	<b>12,816</b>	<b>481,651</b>	<b>215,856</b>
<b>Worldwide Totals:</b>			<b>174,269</b>	<b>1,742,519,535</b>	<b>3,932</b>	<b>37,010,224</b>	<b>101,039</b>	<b>513,568,966</b>	<b>8,921,349</b>	<b>26,882,845</b>	<b>1,173,170</b>

\* US Locations that do not meet criteria of at least ten (10) Acres AND at least \$10M PRV. US Territories and Non-US Locations that do not meet criteria of at least ten (10) Acres OR at least \$10M PRV.

## DEPARTMENT OF DEFENSE - Army

### Base Structure Report - As of 30 Sept 2017

SITE	COMPONENT	NAME NEAREST CITY	BUILDINGS						ACRES OWNED	TOTAL SITE ACRES	TOTAL SITE PRV (\$M)
			OWNED		LEASED		OTHER				
			COUNT	SQFT	COUNT	SQFT	COUNT	SQFT			
<b>Alabama</b>											
Allen Stagefield	Army Active	Wiksburg	4	3,563	0	0	1	44	124	124	33.3
Anniston Army Depot	Army Active	Anniston	1,795	9,602,636	0	0	0	0	15,282	15,322	3,340.7
Bill Nichols USARC/ECS	Army Reserve	Anniston	3	64,785	0	0	0	0	17	17	19.2
Cairns Basefield	Army Active	Daleville	64	554,851	0	0	4	1,107	1,322	1,351	324.7
Fort Benning	Army Active	Columbus	66	58,364	0	0	4	1,487	12,258	12,258	65.2
Fort McClellan ARNG Training Center	Army Guard	Anniston	126	852,968	0	0	0	0	315	315	267.4
Fort Rucker	Army Active	Enterprise	675	5,296,966	3	8,360	1,219	3,445,117	57,928	58,727	2,803.6
Goldberg Stagefield	Army Active	Ozark	5	6,076	0	0	0	0	99	101	27.5
Highbluff Stagefield	Army Active	Hartford	4	3,811	0	0	1	44	190	191	28.6
Horace B Hanson USARC	Army Reserve	Birmingham	4	99,836	0	0	0	0	14	15	31.7
Hunt Stagefield	Army Active	Ozark	3	5,799	0	0	0	0	134	154	30.2
Louisville Stagefield	Army Active	Louisville	1	4,280	0	0	1	42	101	105	25.6
MOUT Training Site - Fort McClellan	Army Guard	Anniston	2	4,373	0	0	0	0	11	11	14.7
Pelham Range Training Site - Fort McClellan	Army Guard	Anniston	115	201,580	0	0	0	0	22,316	22,316	157.1
Redstone Arsenal	Army Active	Huntsville	1,383	13,193,130	6	101,627	411	1,096,937	31,229	38,228	6,323.5
Runkle Stagefield	Army Active	Elba	5	4,682	0	0	3	338	235	237	18.9
Skelly Stagefield	Army Active	Kinston	3	6,113	0	0	0	0	164	197	22.7
Stinson Stagefield	Army Active	New Brockton	4	5,213	0	0	0	0	530	550	25.0
TAC X Stagefield	Army Active	Samson	6	16,504	0	0	1	44	111	161	10.4
Toth Stagefield	Army Active	Dothan	4	6,121	0	0	1	220	125	128	36.2
Tuscaloosa MD	Army Reserve	Tuscaloosa	2	84,516	0	0	0	0	15	15	25.2
<b>* OTHER SITE(S) : 58</b>			62	476,449	13	218,081	1	120	8,466	8,539	296.2
<b>Alabama Total:</b>			<b>4,336</b>	<b>30,552,615</b>	<b>22</b>	<b>328,068</b>	<b>1,647</b>	<b>4,545,501</b>	<b>150,987</b>	<b>159,066</b>	<b>13,927.7</b>
<b>Alaska</b>											
Black Rapids Training Area	Army Active	Delta Junction	6	39,732	0	0	3	1,470	0	2,781	37.1
Fairbanks Eielson Pipeline	Army Active	Fairbanks	0	0	0	0	0	0	3	103	2,679.3
Fort Greely	Army Active	Delta Junction	117	1,062,014	0	0	90	420,307	0	7,205	1,974.6
Fort Wainwright	Army Active	Fairbanks	327	6,234,962	0	0	741	6,484,176	3,396	697,475	9,910.8
Gerstle River Arctic Test Site	Army Active	Fairbanks	0	0	0	0	0	0	0	20,828	16.0
Haines Terminal	Army Active	Haines	0	0	0	0	0	0	0	25	28.9
Seward Recreation Area	Army Active	Seward	22	54,975	0	0	0	0	0	12	56.7
Whittier Anchorage Pipeline	Army Active	Whittier	1	416	0	0	0	0	0	337	289.5
Yukon Command TS	Army Active	Fairbanks	12	22,499	0	0	4	808	0	864,769	288.7
<b>* OTHER SITE(S) : 77</b>			146	261,981	5	23,460	23	6,178	5	227,547	618.8

\* US Locations that do not meet criteria of at least ten (10) Acres AND at least \$10M PRV. US Territories and Non-US Locations that do not meet criteria of at least ten (10) Acres OR at least \$10M PRV.

**DEPARTMENT OF DEFENSE - Army**  
**Base Structure Report - As of 30 Sept 2017**

SITE	COMPONENT	NAME NEAREST CITY	BUILDINGS						ACRES OWNED	TOTAL SITE ACRES	TOTAL SITE PRV (\$M)
			OWNED		LEASED		OTHER				
			COUNT	SQFT	COUNT	SQFT	COUNT	SQFT			
<b>Alaska Total:</b>			<b>631</b>	<b>7,676,579</b>	<b>5</b>	<b>23,460</b>	<b>861</b>	<b>6,912,939</b>	<b>3,404</b>	<b>1,821,081</b>	<b>15,900.6</b>
<b>American Samoa</b>											
TE O USARC	Army Reserve	Pago Pago	6	90,234	1	7,200	1	7,380	18	110	81.8
<b>American Samoa Total:</b>			<b>6</b>	<b>90,234</b>	<b>1</b>	<b>7,200</b>	<b>1</b>	<b>7,380</b>	<b>18</b>	<b>110</b>	<b>81.8</b>
<b>Arizona</b>											
Camp Navajo	Army Guard	Bellemont	925	3,077,069	0	0	0	0	28,458	28,546	1,276.1
Fort Huachuca	Army Active	Sierra Vista	586	5,868,923	14	359,654	987	2,202,587	71,843	73,540	3,406.8
NG Buckeye	Army Guard	Buckeye	12	107,984	0	0	0	0	0	1,481	34.7
NG Florence Military Reservation	Army Guard	Florence	22	169,256	0	0	0	0	6,495	6,495	72.7
NG FMR West	Army Guard	Florence	0	0	0	0	26	83,519	0	60	26.2
NG Papago Military Reservation	Army Guard	Phoenix	64	703,349	0	0	0	0	0	418	277.2
Yuma Proving Ground	Army Active	Yuma	518	1,853,890	0	0	6	14,533	174,009	1,083,956	1,865.9
* OTHER SITE(S) : 13			16	172,833	3	63,310	0	0	480	23,250	72.1
<b>Arizona Total:</b>			<b>2,143</b>	<b>11,953,304</b>	<b>17</b>	<b>422,964</b>	<b>1,019</b>	<b>2,300,639</b>	<b>281,285</b>	<b>1,217,746</b>	<b>7,031.6</b>
<b>Arkansas</b>											
Fort Chaffee MTC	Army Guard	Tulsa	408	1,817,902	0	0	0	0	64,973	65,305	686.3
Pine Bluff Arsenal	Army Active	White Hall	904	3,523,713	0	0	0	0	14,399	14,465	1,398.2
* OTHER SITE(S) : 17			41	610,953	2	23,345	0	0	73	93	164.6
<b>Arkansas Total:</b>			<b>1,353</b>	<b>5,952,568</b>	<b>2</b>	<b>23,345</b>	<b>0</b>	<b>0</b>	<b>79,446</b>	<b>79,863</b>	<b>2,249.0</b>
<b>California</b>											
BT Collins USARC/OMS/AMSA (G)	Army Reserve	Sacramento	11	214,473	0	0	0	0	38	38	81.4
Fort Hunter Liggett	Army Reserve	Jolon	296	1,466,281	0	0	0	0	115,136	162,773	1,195.4
Fort Ord	Army Active	Seaside	0	0	0	0	0	0	12,026	12,028	202.9
Mare Island USARC/OMS/Marine AMSA	Army Reserve	Vallejo	7	91,230	0	0	0	0	68	68	105.5
Military Ocean Terminal Concord	Army Active	Concord	139	347,338	0	0	2	406	6,419	6,432	679.0
Moffett Community Housing	Army Reserve	Mountain View	2	3,982	0	0	89	635,122	140	140	155.0
MTC-H Camp Roberts	Army Guard	San Miguel	434	1,656,429	0	0	0	0	40,048	40,052	1,100.2
NG TS MD Los Alamitos	Army Guard	Los Alamitos	152	1,315,007	0	0	0	0	1,315	1,318	818.2
NTC and Fort Irwin	Army Active	Fort Irwin	667	4,226,053	2	9,000	986	3,823,727	21,167	22,154	6,985.5
Parks Reserve Forces Training Area	Army Reserve	Dublin	116	1,190,922	0	0	116	273,927	4,356	4,400	658.3
Presidio Of Monterey	Army Active	Monterey	144	2,041,676	1	6,283	60	116,698	325	456	840.8
Riverbank AAP	Army Active	Modesto	111	737,322	0	0	0	0	167	169	367.3
Sierra Army Depot	Army Active	Herlong	1,048	5,413,157	0	0	0	0	29,888	37,583	2,196.5
* OTHER SITE(S) : 58			259	8,270,082	16	367,656	911	2,202,389	108,675	109,067	3,692.3

\* US Locations that do not meet criteria of at least ten (10) Acres AND at least \$10M PRV. US Territories and Non-US Locations that do not meet criteria of at least ten (10) Acres OR at least \$10M PRV.

**DEPARTMENT OF DEFENSE - Army**  
**Base Structure Report - As of 30 Sept 2017**

SITE	COMPONENT	NAME NEAREST CITY	BUILDINGS						ACRES OWNED	TOTAL SITE ACRES	TOTAL SITE PRV (\$M)
			OWNED		LEASED		OTHER				
			COUNT	SQFT	COUNT	SQFT	COUNT	SQFT			
<b>California Total:</b>			<b>3,386</b>	<b>26,973,952</b>	<b>19</b>	<b>382,939</b>	<b>2,164</b>	<b>7,052,269</b>	<b>339,767</b>	<b>396,678</b>	<b>19,078.3</b>
<b>Colorado</b>											
Colorado Springs GTA USARC	Army Reserve	Colorado Springs	2	40,297	0	0	0	0	15	15	17.0
Fort Carson	Army Active	Colorado Springs	982	14,885,067	2	15,654	1,625	5,662,773	134,258	137,409	7,727.4
Joe P Martinez USARC/AMSA	Army Reserve	Commerce City	3	82,127	0	0	0	0	20	20	26.3
NG Firestone	Army Guard	Longmont	7	81,949	0	0	0	0	11	11	31.9
Peterson AFB A/DACG Site	Army Active	Colorado Springs	3	62,208	0	0	0	0	13	13	21.8
Pinon Canyon	Army Active	Model	42	82,615	0	0	0	0	232,785	235,782	116.4
Pueblo Chemical Depot	Army Active	Pueblo	1,140	5,752,059	0	0	0	0	23,121	23,121	2,397.0
Rocky Mountain Arsenal	Army Active	Commerce City	11	78,673	0	0	0	0	3,746	3,804	143.2
William T. Fitzsimons USARC	Army Reserve	Aurora	6	138,881	0	0	0	0	21	21	43.3
Windsor Army Reserve Center	Army Reserve	Colorado Springs	2	37,276	0	0	0	0	18	19	12.7
* OTHER SITE(S) : 5			4	65,680	0	0	0	0	8	131	22.4
<b>Colorado Total:</b>			<b>2,202</b>	<b>21,306,832</b>	<b>2</b>	<b>15,654</b>	<b>1,625</b>	<b>5,662,773</b>	<b>394,015</b>	<b>400,345</b>	<b>10,559.6</b>
<b>Connecticut</b>											
Berry-Rosenblatt MD	Army Reserve	West Hartford	2	108,534	0	0	0	0	18	18	35.1
BG John W Middleton USARC	Army Reserve	East Windsor	2	55,080	0	0	0	0	17	62	20.7
Danbury USARC	Army Reserve	Danbury	3	117,455	0	0	0	0	17	17	40.8
Middletown AFRC	Army Reserve	Middletown	4	205,130	0	0	0	0	42	42	69.5
Stratford Army Engine Plant	Army Active	Stratford	41	1,617,959	0	0	0	0	75	75	542.0
USARC Branford CT	Army Reserve	Branford	2	44,469	0	0	0	0	15	19	17.9
* OTHER SITE(S) : 15			19	336,506	9	45,093	0	0	18	55	139.0
<b>Connecticut Total:</b>			<b>73</b>	<b>2,485,133</b>	<b>9</b>	<b>45,093</b>	<b>0</b>	<b>0</b>	<b>203</b>	<b>289</b>	<b>865.0</b>
<b>Delaware</b>											
NEWARK AFRC	Army Reserve	Newark	3	54,364	0	0	0	0	21	21	17.9
NG River Road Training Site	Army Guard	New Castle	31	148,853	0	0	0	0	227	227	42.4
* OTHER SITE(S) : 3			4	39,675	0	0	0	0	10	10	13.6
<b>Delaware Total:</b>			<b>38</b>	<b>242,892</b>	<b>0</b>	<b>0</b>	<b>0</b>	<b>0</b>	<b>257</b>	<b>257</b>	<b>74.0</b>
<b>District of Columbia</b>											
Fort Lesley J McNair	Army Active	Washington, DC	66	1,449,971	0	0	0	0	108	108	567.0
* OTHER SITE(S) : 2			4	6,505	0	0	0	0	94	94	2.7
<b>District of Columbia Total:</b>			<b>70</b>	<b>1,456,476</b>	<b>0</b>	<b>0</b>	<b>0</b>	<b>0</b>	<b>202</b>	<b>202</b>	<b>569.6</b>

\* US Locations that do not meet criteria of at least ten (10) Acres AND at least \$10M PRV. US Territories and Non-US Locations that do not meet criteria of at least ten (10) Acres OR at least \$10M PRV.

**DEPARTMENT OF DEFENSE - Army**  
**Base Structure Report - As of 30 Sept 2017**

SITE	COMPONENT	NAME NEAREST CITY	BUILDINGS						ACRES OWNED	TOTAL SITE ACRES	TOTAL SITE PRV (\$M)
			OWNED		LEASED		OTHER				
			COUNT	SQFT	COUNT	SQFT	COUNT	SQFT			
<b>Florida</b>											
1LT Max R. Stover USARC	Army Reserve	St. Petersburg	2	48,911	0	0	0	0	65	66	12.6
C. Lovejoy USARC/AMSA	Army Reserve	Tampa	5	52,744	0	0	0	0	14	14	14.7
Destin Moreno Point	Army Active	Destin	22	59,052	0	0	0	0	13	13	13.9
LTC Luis E. Martinez USARC	Army Reserve	Perrine	2	82,720	0	0	0	0	13	13	21.9
NG HMO3 (Snake Creek TS)	Army Guard	Hialeah	4	111,202	0	0	0	0	322	324	40.2
Sanford USARC	Army Reserve	Sanford	3	36,737	0	0	0	0	19	19	10.7
Taft USARC	Army Reserve	Orlando	5	157,485	0	0	0	0	40	40	39.8
US Army Garrison-Miami	Army Active	Miami	13	655,749	1	20,219	1	10,200	0	34	258.7
* OTHER SITE(S) : 39			86	1,161,803	10	221,161	0	0	245	298	410.0
<b>Florida Total:</b>			<b>142</b>	<b>2,366,403</b>	<b>11</b>	<b>241,380</b>	<b>1</b>	<b>10,200</b>	<b>730</b>	<b>821</b>	<b>822.4</b>
<b>Georgia</b>											
Athens USARC	Army Reserve	Athens	3	50,671	0	0	0	0	17	17	12.7
Augusta USARC/AMSA 54 (G)	Army Reserve	Augusta	4	37,487	0	0	0	0	10	10	11.1
Camp Frank D. Merrill, Dahlonega	Army Active	Dahlonega	49	46,028,740	0	0	0	0	282	282	50.4
Fort Benning GA	Army Active	Columbus	1,453	21,645,496	0	0	2,095	7,624,391	167,089	167,094	10,714.3
Fort Gillem	Army Active	Forest Park	45	1,410,098	0	0	1	2,880	440	473	404.6
Fort Gordon	Army Active	Augusta	646	8,307,447	6	243,988	386	1,850,316	54,954	55,597	4,342.2
Fort Gordon Recreation Area	Army Active	Augusta	30	80,021	0	0	1	64	0	814	29.8
Fort Stewart	Army Active	Hinesville	1,436	11,685,516	1	14,459	1,014	5,131,622	279,154	279,155	5,761.7
General Lucius D. Clay National Guard Center	Army Guard	Marietta	62	765,156	0	0	0	0	80	80	254.3
Hunter Army Airfield	Army Active	Savannah	318	3,286,635	0	0	391	1,411,774	5,374	5,937	1,778.9
Porter Village	Army Active	Dahlonega	0	0	0	0	41	92,028	95	95	17.2
Statham USARC	Army Reserve	Statham	3	52,409	0	0	0	0	16	16	16.0
VTS Catoosa	Army Guard	Tunnel Hill	39	86,551	0	0	0	0	1,630	1,630	37.1
Warner Robins USARC	Army Reserve	Warner Robins	4	41,264	0	0	0	0	15	15	11.0
* OTHER SITE(S) : 19			35	444,007	2	26,947	28	35,078	306	318	145.0
<b>Georgia Total:</b>			<b>4,127</b>	<b>93,921,497</b>	<b>9</b>	<b>285,394</b>	<b>3,957</b>	<b>16,148,153</b>	<b>509,463</b>	<b>511,534</b>	<b>23,586.3</b>
<b>Guam</b>											
Guam US Army Reserve Center	Army Reserve	Barrigada	7	60,036	0	0	0	0	20	20	115.1
NG Fort Juan Muna	Army Guard	Barrigada	41	115,814	0	0	0	0	15	15	77.6
NG Guam Barrigada Complex	Army Guard	Barrigada	13	192,263	0	0	0	0	51	51	133.9
* OTHER SITE(S) : 1			0	0	1	714	0	0	0	0	0.6
<b>Guam Total:</b>			<b>61</b>	<b>368,113</b>	<b>1</b>	<b>714</b>	<b>0</b>	<b>0</b>	<b>86</b>	<b>86</b>	<b>327.2</b>

\* US Locations that do not meet criteria of at least ten (10) Acres AND at least \$10M PRV. US Territories and Non-US Locations that do not meet criteria of at least ten (10) Acres OR at least \$10M PRV.

**DEPARTMENT OF DEFENSE - Army**  
**Base Structure Report - As of 30 Sept 2017**

SITE	COMPONENT	NAME NEAREST CITY	BUILDINGS						ACRES OWNED	TOTAL SITE ACRES	TOTAL SITE PRV (\$M)
			OWNED		LEASED		OTHER				
			COUNT	SQFT	COUNT	SQFT	COUNT	SQFT			
<b>Hawaii</b>											
Aliamanu Military Reservation	Army Active	Honolulu	103	281,356	0	0	755	2,315,817	520	531	1,324.1
Dillingham Mil Res	Army Active	Waialua	4	3,696	0	0	0	0	628	664	45.7
Fort De Russy	Army Active	Honolulu	15	796,822	0	0	0	0	70	72	342.4
Fort Shafter	Army Active	Honolulu	153	1,749,915	0	0	141	373,996	585	602	1,466.2
Helemano Military Reservation	Army Active	Wahiawa	21	318,272	0	0	216	1,556,062	284	288	1,017.4
Kawaihae Military Reserve	Army Active	Kawaihae	1	938	0	0	0	0	3	11	19.5
Kilauea Military Reserve	Army Active	Kailua	94	167,411	0	0	0	0	1	67	83.8
Kipapa Ammo Storage Site	Army Active	Kailua	70	179,462	0	0	0	0	370	402	162.3
NG Kalaeloa	Army Guard	Kapolei	28	763,626	0	0	0	0	292	316	552.2
Pohakuloa Training Area	Army Active	Hilo	174	304,032	0	0	4	362	108,829	132,410	674.8
Schofield Bks Military Reservation	Army Active	Wahiawa	556	7,564,615	0	0	1,635	8,651,513	15,010	15,060	9,954.4
Signal Cable Trunking System	Army Active	Wahiawa	41	8,871	0	0	0	0	0	135	127.3
Tripler AMC	Army Active	Honolulu	39	1,844,019	0	0	2	20,596	358	367	2,322.2
Waianae-Kai Military Reservation	Army Active	Waianae	48	47,743	1	637	0	0	12	14	25.7
Waikalkalaua Ammo Storage Tunnels	Army Active	Wahiawa	49	104,236	0	0	0	0	312	312	90.4
<b>* OTHER SITE(S) : 14</b>			<b>229</b>	<b>1,853,999</b>	<b>2</b>	<b>16,427</b>	<b>287</b>	<b>972,772</b>	<b>22</b>	<b>18,021</b>	<b>2,451.6</b>
<b>Hawaii Total:</b>			<b>1,625</b>	<b>15,989,013</b>	<b>3</b>	<b>17,064</b>	<b>3,040</b>	<b>13,891,118</b>	<b>127,298</b>	<b>169,271</b>	<b>20,660.1</b>
<b>Idaho</b>											
Idaho Launch Complex	Army Active	Mountain Home	0	0	0	0	0	0	5	45	16.0
NG Edgemoade TS Mountain Home	Army Guard	Mountain Home	8	41,156	0	0	0	0	150	150	16.8
<b>* OTHER SITE(S) : 10</b>			<b>18</b>	<b>133,247</b>	<b>1</b>	<b>24,679</b>	<b>0</b>	<b>0</b>	<b>24</b>	<b>1,196</b>	<b>52.5</b>
<b>Idaho Total:</b>			<b>26</b>	<b>174,403</b>	<b>1</b>	<b>24,679</b>	<b>0</b>	<b>0</b>	<b>178</b>	<b>1,391</b>	<b>85.3</b>
<b>Illinois</b>											
Carbondale Reserve Center	Army Guard	Murphysboro	0	0	0	0	2	53,702	0	15	17.7
Col P. Schulstad USARC	Army Reserve	Arlington Heights	11	238,860	0	0	0	0	48	49	98.1
Granite City USARC	Army Reserve	Granite City	5	99,064	0	0	0	0	30	30	29.4
Joliet AAP Elwood	Army Active	Wilmington	206	633,641	0	0	0	0	1,698	1,777	228.6
Machesney Park USARC	Army Reserve	Machesney Park	2	37,746	0	0	0	0	15	15	11.7
NG Galesburg Readiness Center	Army Guard	Galesburg	0	0	0	0	3	56,018	0	10	16.8
NG N Riverside - NG Maint Center	Army Guard	Riverside	19	203,830	0	0	0	0	40	40	68.0
NG Peoria AASF	Army Guard	Peoria	16	139,742	0	0	0	0	0	88	53.9
North Shore Memorial USARC	Army Reserve	Lake Forest	2	45,800	0	0	0	0	13	13	19.8
Parkhurst USARC/OMS/DS	Army Reserve	Darien	2	87,595	0	0	0	0	13	13	35.0
Philip H. Sheridan Reserve Center	Army Reserve	Ft Sheridan	28	506,835	0	0	0	0	91	91	210.4
Quincy USARC	Army Reserve	Quincy	3	36,666	0	0	0	0	15	15	12.9

\* US Locations that do not meet criteria of at least ten (10) Acres AND at least \$10M PRV. US Territories and Non-US Locations that do not meet criteria of at least ten (10) Acres OR at least \$10M PRV.

**DEPARTMENT OF DEFENSE - Army**  
**Base Structure Report - As of 30 Sept 2017**

SITE	COMPONENT	NAME NEAREST CITY	BUILDINGS						ACRES OWNED	TOTAL SITE ACRES	TOTAL SITE PRV (\$M)
			OWNED		LEASED		OTHER				
			COUNT	SQFT	COUNT	SQFT	COUNT	SQFT			
Rock Island Arsenal	Army Active	Rock Island	158	6,590,326	0	0	1	20	868	869	2,501.7
Savanna Depot Act	Army Active	Savanna	684	2,799,093	0	0	0	0	15,600	15,602	9,957.7
USAR Joliet Outdoor Training	Army Reserve	Elwood	18	123,343	0	0	0	0	3,585	3,585	62.5
Vietnam Vet Memorial USARC	Army Reserve	Homewood	3	68,887	0	0	0	0	13	14	26.2
<b>* OTHER SITE(S) : 27</b>			36	453,653	2	2,160	0	0	1,153	1,171	146.1
<b>Illinois Total:</b>			<b>1,193</b>	<b>12,065,081</b>	<b>2</b>	<b>2,160</b>	<b>6</b>	<b>109,740</b>	<b>23,182</b>	<b>23,398</b>	<b>13,496.4</b>
<b>Indiana</b>											
(Maple Lane) USARC	Army Reserve	South Bend	2	38,476	0	0	0	0	17	17	10.8
Camp Atterbury	Army Guard	Edinburg	447	1,933,575	0	0	11	283,526	33,170	34,423	905.7
Fort Ben Harrison USARC	Army Reserve	Indianapolis	18	504,143	0	0	0	0	138	138	125.4
Fort Benjamin Harrison	Army Active	Moline	0	0	0	0	0	0	38	38	44.6
Indiana AAP	Army Active	Charlestown	445	1,686,183	0	0	0	0	554	2,110	778.5
James T St Clair USARC	Army Reserve	Jeffersonville	3	51,953	0	0	0	0	11	11	15.9
Jefferson Proving Ground	Army Active	Madison	88	242,799	0	0	0	0	52,153	52,201	124.6
Laporte Co Veterans USARC	Army Reserve	Kingsbury	2	29,500	0	0	0	0	996	1,011	11.5
Lyle J Thompson USARC	Army Reserve	South Bend	3	57,885	0	0	0	0	0	12	18.4
Michigan City USARC	Army Reserve	Michigan City	3	52,470	0	0	0	0	16	16	16.5
NG Muscatatuck Urban Training Center	Army Guard	Butlerville	50	467,234	1	22,824	1	2,125	0	934	227.9
SGT Charles H Seston USARC	Army Reserve	Edinburg	2	37,406	0	0	0	0	18	18	11.1
SGT James W. Harlan USARC/AMSA	Army Reserve	Evansville	2	49,521	0	0	0	0	5	16	14.7
<b>* OTHER SITE(S) : 21</b>			14	196,233	3	57,061	2	1,223,549	294	1,650	452.8
<b>Indiana Total:</b>			<b>1,079</b>	<b>5,347,378</b>	<b>4</b>	<b>79,885</b>	<b>14</b>	<b>1,509,200</b>	<b>87,411</b>	<b>92,596</b>	<b>2,758.3</b>
<b>Iowa</b>											
Camp Dodge Johnston TS	Army Guard	Johnston	30	847,526	1	25,540	271	1,303,356	2,083	4,706	812.0
Des Moines Reserve Complex	Army Reserve	Des Moines	11	192,266	0	0	0	0	199	200	55.4
Iowa AAP	Army Active	Middletown	856	4,102,396	0	0	1	1,500	19,011	19,013	1,684.0
Sioux City USARC	Army Reserve	Sioux City	2	36,210	0	0	0	0	12	12	11.7
<b>* OTHER SITE(S) : 23</b>			31	309,210	6	88,240	0	0	25	77	128.4
<b>Iowa Total:</b>			<b>930</b>	<b>5,487,608</b>	<b>7</b>	<b>113,780</b>	<b>272</b>	<b>1,304,856</b>	<b>21,330</b>	<b>24,009</b>	<b>2,691.6</b>
<b>Kansas</b>											
Fort Leavenworth	Army Active	Leavenworth	327	4,695,783	0	0	751	5,195,102	408	5,629	3,499.5
Fort Riley	Army Active	Manhattan	907	12,312,435	0	0	1,669	7,395,952	77,932	97,112	7,936.7
New Century USARC/ASF	Army Reserve	New Century	3	91,524	0	0	0	0	16	16	35.0
Topeka Future	Army Reserve	Topeka	2	56,641	0	0	0	0	12	12	16.7

\* US Locations that do not meet criteria of at least ten (10) Acres AND at least \$10M PRV. US Territories and Non-US Locations that do not meet criteria of at least ten (10) Acres OR at least \$10M PRV.

**DEPARTMENT OF DEFENSE - Army**  
**Base Structure Report - As of 30 Sept 2017**

SITE	COMPONENT	NAME NEAREST CITY	BUILDINGS						ACRES OWNED	TOTAL SITE ACRES	TOTAL SITE PRV (\$M)
			OWNED		LEASED		OTHER				
			COUNT	SQFT	COUNT	SQFT	COUNT	SQFT			
Wichita USARC	Army Reserve	Wichita	3	155,851	0	0	0	0	17	17	41.0
* OTHER SITE(S) : 25			39	388,852	0	0	0	0	131	161	128.4
<b>Kansas Total:</b>			<b>1,281</b>	<b>17,701,086</b>	<b>0</b>	<b>0</b>	<b>2,420</b>	<b>12,591,054</b>	<b>78,516</b>	<b>102,948</b>	<b>11,657.3</b>
<b><u>Kentucky</u></b>											
Blue Grass Army Depot	Army Active	Richmond	1,172	4,177,040	0	0	66	53,100	14,595	14,595	1,681.7
Brooks-Lawler USARC/AMSA	Army Reserve	Fort Thomas	4	52,790	0	0	0	0	12	13	18.2
Fort Campbell	Army Active	Fort Campbell	597	9,794,477	0	0	1,052	4,552,564	32,248	36,739	4,970.1
Fort Knox	Army Active	Middletown	850	11,550,473	0	0	1,477	5,426,540	127,613	127,930	6,576.8
Lexington MD	Army Reserve	Lexington	7	51,806	0	0	0	0	10	12	13.7
NG LTA Artemus	Army Guard	Artemus	12	36,324	0	0	0	0	558	558	18.9
* OTHER SITE(S) : 20			16	150,566	9	79,605	0	0	909	920	68.2
<b>Kentucky Total:</b>			<b>2,658</b>	<b>25,813,477</b>	<b>9</b>	<b>79,605</b>	<b>2,595</b>	<b>10,032,204</b>	<b>175,946</b>	<b>180,766</b>	<b>13,347.6</b>
<b><u>Louisiana</u></b>											
England Authority	Army Active	Alexandria	2	59,274	19	106,300	0	0	0	256	72.8
Fort Polk	Army Active	Fort Polk	846	7,390,767	0	0	1,502	8,865,265	137,187	236,329	4,867.9
* OTHER SITE(S) : 15			16	268,001	2	21,686	0	0	33	44	89.0
<b>Louisiana Total:</b>			<b>864</b>	<b>7,718,042</b>	<b>21</b>	<b>127,986</b>	<b>1,502</b>	<b>8,865,265</b>	<b>137,219</b>	<b>236,629</b>	<b>5,029.7</b>
<b><u>Maine</u></b>											
NG Auburn TS	Army Guard	Auburn	14	86,848	0	0	0	0	154	170	24.3
NG Bangor MD	Army Guard	Bangor	2	76,553	0	0	0	0	160	162	23.1
NG Bangor TS	Army Guard	Bangor	24	368,171	0	0	0	0	43	263	152.2
NG Bog Brook Riley TS	Army Guard	Gilead	20	18,818	0	0	0	0	166	426	10.4
NG Brunswick NAS TS	Army Guard	Brunswick	5	83,675	0	0	0	0	51	51	28.9
* OTHER SITE(S) : 8			10	81,722	1	22,992	0	0	876	936	36.4
<b>Maine Total:</b>			<b>75</b>	<b>715,787</b>	<b>1</b>	<b>22,992</b>	<b>0</b>	<b>0</b>	<b>1,451</b>	<b>2,008</b>	<b>275.4</b>
<b><u>Marshall Islands</u></b>											
Ennylabegan Island	Army Active	Kwajalein Atoll	13	25,269	0	0	0	0	0	0	30.4
Illeginni Island	Army Active	Kwajalein Atoll	14	26,212	0	0	0	0	0	0	44.7
Legan Island	Army Active	Kwajalein Atoll	4	3,619	0	0	0	0	0	0	12.9
Meck Island	Army Active	Kwajalein Atoll	42	242,185	0	0	0	0	0	0	269.3
Omelek Island	Army Active	Kwajalein Atoll	6	3,075	0	0	0	0	0	0	13.7
Roi-Namur Island	Army Active	Kwajalein Atoll	108	473,127	0	0	0	0	0	0	581.0
US Army Kwajalein Atoll	Army Active	Kwajalein Atoll	517	2,637,045	0	0	3	17,618	0	1,361	2,752.8

\* US Locations that do not meet criteria of at least ten (10) Acres AND at least \$10M PRV. US Territories and Non-US Locations that do not meet criteria of at least ten (10) Acres OR at least \$10M PRV.



## DEPARTMENT OF DEFENSE - Army

### Base Structure Report - As of 30 Sept 2017

SITE	COMPONENT	NAME NEAREST CITY	BUILDINGS						ACRES OWNED	TOTAL SITE ACRES	TOTAL SITE PRV (\$M)
			OWNED		LEASED		OTHER				
			COUNT	SQFT	COUNT	SQFT	COUNT	SQFT			
* OTHER SITE(S) : 4			16	12,490	0	0	0	0	0	27.4	
<b>Marshall Islands Total:</b>			<b>720</b>	<b>3,423,022</b>	<b>0</b>	<b>0</b>	<b>3</b>	<b>17,618</b>	<b>0</b>	<b>1,361</b>	<b>3,732.1</b>
<b>Maryland</b>											
1SGT Adam S Brandt USARC	Army Reserve	Owings Mills	6	107,056	0	0	0	0	27	27	35.8
Aberdeen Proving Ground	Army Active	Aberdeen	1,377	15,408,797	0	0	483	2,789,208	76,790	77,023	9,425.1
Blossom Point Research Facility	Army Active	Welcome	45	41,183	0	0	0	0	1,600	1,600	45.1
Curtis Bay - Baltimore	Army Reserve	Owings Mills	4	31,387	0	0	0	0	18	18	30.2
Fort Detrick	Army Active	Frederick	222	2,566,801	0	0	318	1,016,866	1,143	1,153	1,881.8
Fort George G Meade	Army Active	Fort Meade	299	9,381,816	10	40,912	1,263	4,901,854	5,061	5,333	4,738.7
Jachman USARC	Army Reserve	Owings Mills	3	48,350	0	0	0	0	9	13	14.2
NG Pvt Henry Costin	Army Guard	Laurel	3	56,225	0	0	0	0	23	23	18.6
USA Adelphi Laboratory Ctr	Army Active	Hyattsville	39	1,134,913	0	0	1	80	207	207	403.2
Walter Reed AMC Forest Glen	Army Active	Silver Spring	42	1,060,072	0	0	0	0	127	128	531.7
Walter Reed AMC Glen Haven	Army Active	Silver Spring	1	6,541	0	0	23	442,086	130	130	90.3
* OTHER SITE(S) : 25			31	323,525	7	40,634	0	0	743	800	117.1
<b>Maryland Total:</b>			<b>2,072</b>	<b>30,166,666</b>	<b>17</b>	<b>81,546</b>	<b>2,088</b>	<b>9,150,094</b>	<b>85,878</b>	<b>86,455</b>	<b>17,332.0</b>
<b>Massachusetts</b>											
94th RRC HQ USARC	Army Reserve	Bedford	2	84,506	0	0	0	0	14	14	29.2
Ayer Armed Forces Reserve Center	Army Reserve	Ayer	3	157,318	0	0	0	0	27	27	62.7
Cpl G M Craig USARC/AMSA	Army Reserve	Brockton	3	70,109	0	0	0	0	28	28	26.3
Devens Reserve Forces Training Area	Army Reserve	Ayer	115	1,477,511	0	0	0	0	291	291	797.8
MTA Camp Edwards	Army Guard	Bourne	148	950,644	0	0	0	0	0	14,712	529.7
NG Rehoboth-TS Nike	Army Guard	Rehoboth	8	38,564	0	0	0	0	15	17	15.5
NG Westfield/Barnes	Army Guard	Westfield	4	67,557	0	0	0	0	0	326	36.1
South Boston Support Activity	Army Reserve	Boston	2	583,529	0	0	0	0	14	14	236.3
US Army Soldier Systems Center Natick	Army Active	Natick	80	912,364	0	0	0	0	78	78	441.9
* OTHER SITE(S) : 26			92	451,725	7	80,580	0	0	874	15,602	186.8
<b>Massachusetts Total:</b>			<b>457</b>	<b>4,793,827</b>	<b>7</b>	<b>80,580</b>	<b>0</b>	<b>0</b>	<b>1,341</b>	<b>31,109</b>	<b>2,362.2</b>
<b>Michigan</b>											
1Lt Robert L Poxon USARC	Army Reserve	Southfield	7	93,497	0	0	0	0	25	25	29.8
CTC Fort Custer Trng Center	Army Guard	Augusta	120	682,214	0	0	0	0	7,778	7,778	317.7
Detroit Arsenal	Army Active	Warren	86	2,055,894	0	0	2	1,054	310	327	970.9
Dr Mary E Walker Mem USARC	Army Reserve	Grand Rapids	2	72,040	0	0	0	0	14	14	24.0
NG Grayling Airfield	Army Guard	Grayling	24	114,553	0	0	0	0	793	833	133.4

\* US Locations that do not meet criteria of at least ten (10) Acres AND at least \$10M PRV. US Territories and Non-US Locations that do not meet criteria of at least ten (10) Acres OR at least \$10M PRV.

**DEPARTMENT OF DEFENSE - Army**  
**Base Structure Report - As of 30 Sept 2017**

SITE	COMPONENT	NAME NEAREST CITY	BUILDINGS						ACRES OWNED	TOTAL SITE ACRES	TOTAL SITE PRV (\$M)
			OWNED		LEASED		OTHER				
			COUNT	SQFT	COUNT	SQFT	COUNT	SQFT			
Saginaw USARC	Army Reserve	Saginaw	2	37,629	0	0	0	0	13	13	14.1
US Army Garrison Selfridge	Army Active	Warren	9	85,120	0	0	0	0	103	103	31.4
<b>* OTHER SITE(S) : 23</b>			21	355,243	8	314,084	0	0	66	79	242.9
<b>Michigan Total:</b>			<b>271</b>	<b>3,496,189</b>	<b>8</b>	<b>314,084</b>	<b>2</b>	<b>1,054</b>	<b>9,102</b>	<b>9,172</b>	<b>1,764.4</b>
<b>Minnesota</b>											
Arden Hills USARC	Army Reserve	St. Paul	6	180,491	0	0	0	0	54	54	62.9
Fort Snelling USARC/AMSA	Army Reserve	Fort Snelling	8	270,098	0	0	0	0	50	53	96.2
NG Arden Hills Army TS	Army Guard	St. Paul	29	284,419	0	0	1	11,970	1,496	1,496	127.3
Twin Cities AAP	Army Active	St. Paul	67	118,888	0	0	0	0	212	214	170.6
<b>* OTHER SITE(S) : 14</b>			17	197,295	0	0	0	0	43	220	74.5
<b>Minnesota Total:</b>			<b>127</b>	<b>1,051,191</b>	<b>0</b>	<b>0</b>	<b>1</b>	<b>11,970</b>	<b>1,856</b>	<b>2,037</b>	<b>531.5</b>
<b>Mississippi</b>											
CTA Camp McCain	Army Guard	Grenada	100	406,833	0	0	0	0	12,313	12,313	187.9
Jackson MD	Army Reserve	Jackson	4	68,735	0	0	0	0	12	50	16.8
MTA Camp Shelby	Army Guard	Hattiesburg	7	5,920	0	0	1,024	3,848,492	7,530	136,215	1,422.3
<b>* OTHER SITE(S) : 59</b>			43	720,943	38	78,460	0	0	94	144	167.1
<b>Mississippi Total:</b>			<b>154</b>	<b>1,202,430</b>	<b>38</b>	<b>78,460</b>	<b>1,024</b>	<b>3,848,492</b>	<b>19,950</b>	<b>148,723</b>	<b>1,794.1</b>
<b>Missouri</b>											
Belton USARC/AMSA	Army Reserve	Belton	4	58,401	0	0	0	0	11	11	18.7
Fort Leonard Wood	Army Active	Fort Leonard Wood	1,310	12,465,352	1	11,300	1,113	4,080,591	61,034	67,437	38,191.0
Lake City AAP	Army Active	Independence	350	2,971,321	0	0	7	787	3,935	3,950	1,406.3
Lake Of The Ozarks Recreation	Army Active	Linn Creek	13	13,849	0	0	0	0	0	359	32.9
MTA Camp Crowder Neosho	Army Guard	Neosho	51	180,090	0	0	0	0	4,358	4,358	94.0
NG MTA Camp Clark Nevada	Army Guard	Nevada	71	143,655	0	0	5	18,473	620	1,287	98.6
NG Springfield AVCRAD	Army Guard	Springfield	0	0	0	0	6	138,760	0	107	70.1
Springfield MD/AMSA	Army Reserve	Springfield	4	81,899	0	0	0	0	18	18	23.8
St Charles USARC	Army Reserve	St. Charles	18	210,801	0	0	0	0	1,655	1,663	72.4
St Louis 3/Sverdrup USARC	Army Reserve	St. Louis	4	108,573	0	0	0	0	27	27	32.0
<b>* OTHER SITE(S) : 27</b>			42	344,637	11	185,861	0	0	2,303	2,321	157.7
<b>Missouri Total:</b>			<b>1,867</b>	<b>16,578,578</b>	<b>12</b>	<b>197,161</b>	<b>1,131</b>	<b>4,238,611</b>	<b>73,961</b>	<b>81,539</b>	<b>40,197.6</b>
<b>Montana</b>											
MTA Fort Wm Henry Harrison	Army Guard	Fort Harrison	116	760,535	0	0	2	14,382	2,942	3,002	274.9
NG Fort Missoula - FMS 02	Army Guard	Missoula	11	70,465	0	0	0	0	17	28	22.1
NG Helena Aviation RC- AASF	Army Guard	Helena	16	259,163	0	0	0	0	60	120	110.7

\* US Locations that do not meet criteria of at least ten (10) Acres AND at least \$10M PRV. US Territories and Non-US Locations that do not meet criteria of at least ten (10) Acres OR at least \$10M PRV.

**DEPARTMENT OF DEFENSE - Army**  
**Base Structure Report - As of 30 Sept 2017**

SITE	COMPONENT	NAME NEAREST CITY	BUILDINGS						ACRES OWNED	TOTAL SITE ACRES	TOTAL SITE PRV (\$M)
			OWNED		LEASED		OTHER				
			COUNT	SQFT	COUNT	SQFT	COUNT	SQFT			
NG MTA Limestone Hills	Army Guard	Townsend	17	11,627	0	0	2	1,882	0	19,826	37.4
* OTHER SITE(S) : 11			9	78,500	0	0	0	0	43	4,972	26.8
<b>Montana Total:</b>			<b>169</b>	<b>1,180,290</b>	<b>0</b>	<b>0</b>	<b>4</b>	<b>16,264</b>	<b>3,061</b>	<b>27,949</b>	<b>471.9</b>
<b>Nebraska</b>											
Camp Ashland	Army Guard	Ashland	52	210,794	0	0	0	0	981	981	89.9
Cornhusker AAP	Army Active	Grand Island	15	16,282	1	3,100	0	0	372	372	73.1
Lincoln USARC	Army Reserve	Lincoln	3	55,732	0	0	0	0	10	10	16.1
NG Greenlief TS/UTES	Army Guard	Hastings	132	354,691	0	0	0	0	3,222	3,247	164.8
NG Lincoln AASF/Readiness Center	Army Guard	Lincoln	10	335,772	0	0	0	0	65	65	103.0
NG Mead TS/FMS 06/Utes	Army Guard	Mead	33	210,734	0	0	0	0	1,197	1,197	197.2
* OTHER SITE(S) : 19			7	66,441	5	68,653	0	0	970	1,361	43.9
<b>Nebraska Total:</b>			<b>252</b>	<b>1,250,447</b>	<b>6</b>	<b>71,753</b>	<b>0</b>	<b>0</b>	<b>6,817</b>	<b>7,232</b>	<b>688.0</b>
<b>Nevada</b>											
Hawthorne Army Depot	Army Active	Hawthorne	2,478	9,638,134	0	0	0	0	9,565	147,312	5,277.4
* OTHER SITE(S) : 6			18	297,808	0	0	0	0	0	45	147.7
<b>Nevada Total:</b>			<b>2,496</b>	<b>9,935,942</b>	<b>0</b>	<b>0</b>	<b>0</b>	<b>0</b>	<b>9,565</b>	<b>147,357</b>	<b>5,425.2</b>
<b>New Hampshire</b>											
MD Londonderry	Army Reserve	Londonderry	4	137,329	0	0	0	0	48	82	44.9
Somersworth USARC	Army Reserve	Somersworth	3	56,045	0	0	0	0	15	15	18.0
* OTHER SITE(S) : 6			8	78,142	0	0	0	0	25	25	22.4
<b>New Hampshire Total:</b>			<b>15</b>	<b>271,516</b>	<b>0</b>	<b>0</b>	<b>0</b>	<b>0</b>	<b>87</b>	<b>121</b>	<b>85.2</b>
<b>New Jersey</b>											
Caven Point USARC	Army Reserve	Jersey City	6	75,370	0	0	0	0	75	79	35.7
Fort Monmouth Main Post	Army Active	Red Bank	317	2,714,891	0	0	1	5,100	869	879	1,047.4
Gloucester Township AFRC	Army Reserve	Blackwood	3	61,441	0	0	0	0	12	12	24.0
Picatinny Arsenal	Army Active	Dover	519	3,334,301	0	0	79	241,231	6,417	7,058	2,042.6
SGT JW Joyce Kilmer USARC	Army Reserve	Edison	1	30,000	0	0	0	0	11	11	10.1
* OTHER SITE(S) : 9			28	275,453	1	40,653	0	0	104	104	110.8
<b>New Jersey Total:</b>			<b>874</b>	<b>6,491,456</b>	<b>1</b>	<b>40,653</b>	<b>80</b>	<b>246,331</b>	<b>7,488</b>	<b>8,142</b>	<b>3,270.6</b>
<b>New Mexico</b>											
Fort Wingate Depot Activity	Army Active	Fort Wingate	798	1,853,485	0	0	0	0	0	17,031	690.5
White Sands Missile Range	Army Active	Las Cruces	1,108	4,572,206	0	0	345	698,539	1,041,752	3,542,862	3,424.8

\* US Locations that do not meet criteria of at least ten (10) Acres AND at least \$10M PRV. US Territories and Non-US Locations that do not meet criteria of at least ten (10) Acres OR at least \$10M PRV.

## DEPARTMENT OF DEFENSE - Army

### Base Structure Report - As of 30 Sept 2017

SITE	COMPONENT	NAME NEAREST CITY	BUILDINGS						ACRES OWNED	TOTAL SITE ACRES	TOTAL SITE PRV (\$M)
			OWNED		LEASED		OTHER				
			COUNT	SQFT	COUNT	SQFT	COUNT	SQFT			
* OTHER SITE(S) : 15			645	1,619,444	2	42,984	14	7,256	18	5,233	1,279.2
<b>New Mexico Total:</b>			<b>2,551</b>	<b>8,045,135</b>	<b>2</b>	<b>42,984</b>	<b>359</b>	<b>705,795</b>	<b>1,041,770</b>	<b>3,565,126</b>	<b>5,394.5</b>
<b><u>New York</u></b>											
Bethlehem MD	Army Reserve	Syracuse	3	88,703	0	0	0	0	10	10	27.3
Binghamton USARC	Army Reserve	Nichols	3	44,233	0	0	0	0	16	16	19.3
Chili ARC	Army Reserve	Rochester	2	44,281	0	0	0	0	17	17	18.0
Ernie Pyle USARC/AMSA	Army Reserve	Newburgh	13	301,943	0	0	0	0	3	13	118.7
Fort Drum	Army Active	Evans Mills	1,213	12,421,897	1	10,672	1,691	7,808,661	124,756	124,757	6,999.6
Fort Hamilton	Army Active	New York City	50	901,053	0	0	29	490,387	385	395	626.3
MAJ D W Holleder USARC	Army Reserve	Webster	4	70,059	0	0	0	0	13	13	25.4
NG Youngstown TS	Army Guard	Youngstown	53	74,456	0	0	0	0	332	332	33.5
Niagara Falls MD	Army Reserve	Niagara Falls	14	179,803	0	0	0	0	20	20	51.2
Orangeburg USARC	Army Reserve	Orangeburg	7	46,334	0	0	0	0	20	20	19.9
Saugerties USARC	Army Reserve	Saugerties	3	47,476	0	0	0	0	15	15	16.6
SGT Horace D Bradt USARC	Army Reserve	Schenectady	5	71,452	0	0	0	0	17	17	27.3
SSG Frederick J III Jr USARC	Army Reserve	Bullville	7	42,146	0	0	0	0	153	306	13.9
Staten Island USARC	Army Reserve	New York City	5	125,715	0	0	0	0	14	14	52.8
Watervliet Arsenal	Army Active	Troy	72	2,215,262	0	0	0	0	139	140	790.8
West Point Mil Reservation	Army Active	West Point	490	8,057,632	1	19,054	512	2,787,213	16,346	16,347	4,565.3
* OTHER SITE(S) : 42			73	1,126,603	13	140,992	0	0	1,781	1,794	565.5
<b>New York Total:</b>			<b>2,017</b>	<b>25,859,048</b>	<b>15</b>	<b>170,718</b>	<b>2,232</b>	<b>11,086,261</b>	<b>144,034</b>	<b>144,225</b>	<b>13,971.3</b>
<b><u>North Carolina</u></b>											
81st RSC - Cary USARC	Army Reserve	Cary	4	67,979	0	0	0	0	0	19	16.9
Camp Mackall	Army Active	Hoffman	69	463,714	0	0	0	0	7,793	7,793	248.4
Charlotte USARC	Army Reserve	Charlotte	10	85,225	0	0	0	0	11	11	22.2
Fort Bragg	Army Active	Fort Bragg	2,248	32,654,431	3	100,689	3,480	13,417,098	163,506	163,535	17,024.4
Knightdale USARC	Army Reserve	Knightdale	3	95,678	0	0	0	0	19	21	24.7
Military Ocean Tml Sunny Point	Army Active	Southport	98	346,654	0	0	0	0	10,553	16,291	696.6
Morehead City USARC/AMSA	Army Reserve	Morehead City	5	38,826	0	0	0	0	24	24	14.9
Wilmington USARC	Army Reserve	Wilmington	3	52,916	0	0	0	0	11	15	13.5
* OTHER SITE(S) : 39			82	610,413	6	25,359	0	0	16	170	184.2
<b>North Carolina Total:</b>			<b>2,522</b>	<b>34,415,836</b>	<b>9</b>	<b>126,048</b>	<b>3,480</b>	<b>13,417,098</b>	<b>181,933</b>	<b>187,879</b>	<b>18,245.9</b>
<b><u>North Dakota</u></b>											
NG Grand Forks Armory	Army Guard	Grand Forks	1	90,659	0	0	0	0	0	11	26.3
* OTHER SITE(S) : 9			16	174,368	1	19,457	0	0	8	34	65.8

\* US Locations that do not meet criteria of at least ten (10) Acres AND at least \$10M PRV. US Territories and Non-US Locations that do not meet criteria of at least ten (10) Acres OR at least \$10M PRV.

**DEPARTMENT OF DEFENSE - Army**  
**Base Structure Report - As of 30 Sept 2017**

SITE	COMPONENT	NAME NEAREST CITY	BUILDINGS						ACRES OWNED	TOTAL SITE ACRES	TOTAL SITE PRV (\$M)
			OWNED		LEASED		OTHER				
			COUNT	SQFT	COUNT	SQFT	COUNT	SQFT			
<b>North Dakota Total:</b>			<b>17</b>	<b>265,027</b>	<b>1</b>	<b>19,457</b>	<b>0</b>	<b>0</b>	<b>8</b>	<b>46</b>	<b>92.1</b>
<b><u>Northern Mariana Islands</u></b>											
9th RRC - Saipan	Army Reserve	Saipan	5	15,706	0	0	2	280	5	5	28.4
<b>Northern Mariana Islands Total:</b>			<b>5</b>	<b>15,706</b>	<b>0</b>	<b>0</b>	<b>2</b>	<b>280</b>	<b>5</b>	<b>5</b>	<b>28.4</b>
<b><u>Ohio</u></b>											
Cooney USARC/AMSA 165 S-S	Army Reserve	Milan	3	19,700	0	0	0	0	10	10	13.3
Defense Supply Center	Army Active	Columbus	63	3,836,326	0	0	0	0	532	532	4,647.1
Kings Mills Memorial USARC	Army Reserve	Maineville	5	97,383	0	0	0	0	16	19	24.0
NG Camp Sherman TS	Army Guard	Chillicothe	11	69,377	0	0	0	0	462	465	30.4
NG Defense Supply Center ARNG Support Center	Army Guard	Columbus	4	218,217	0	0	0	0	40	40	66.6
NG McConnelsville TS	Army Guard	Mcconnelsville	11	177,113	0	0	0	0	444	444	49.7
NG Rickenbacker - MTA	Army Guard	Columbus	27	328,647	0	0	0	0	124	124	139.1
NG Toledo	Army Guard	Toledo	1	32,678	0	0	0	0	10	10	16.3
PFC Devin J. Grella USARC/AMSA 3	Army Reserve	North Canton	3	51,366	0	0	0	0	20	20	17.3
Ravenna Training and Log Site	Army Guard	Newton Falls	920	3,481,416	0	0	0	0	21,419	21,427	1,323.3
Rickenbacker USARC	Army Reserve	Columbus	1	114,072	0	0	0	0	24	28	31.2
T.H. Morrow USARC/AMSA 59 S-S	Army Reserve	Cincinnati	3	37,372	0	0	0	0	14	14	11.1
Taylor Station Road USARC	Army Reserve	Blacklick	3	79,980	0	0	0	0	10	10	20.3
Toledo Area USAR	Army Reserve	Monclova	2	71,563	0	0	0	0	0	25	22.4
Trenton USARC	Army Reserve	Trenton	3	45,261	0	0	0	0	20	20	14.2
Twinsburg USARC/AMSA	Army Reserve	Twinsburg	2	113,167	0	0	0	0	24	24	35.0
US Army Joint Sys Mfg Ctr Lima	Army Active	Lima	43	1,619,372	0	0	0	0	369	377	463.9
<b>* OTHER SITE(S) : 34</b>			<b>28</b>	<b>344,524</b>	<b>3</b>	<b>110,461</b>	<b>0</b>	<b>0</b>	<b>212</b>	<b>276</b>	<b>132.2</b>
<b>Ohio Total:</b>			<b>1,133</b>	<b>10,737,534</b>	<b>3</b>	<b>110,461</b>	<b>0</b>	<b>0</b>	<b>23,751</b>	<b>23,866</b>	<b>7,057.3</b>
<b><u>Oklahoma</u></b>											
Camp Gruber	Army Guard	Braggs	172	470,824	0	0	0	0	66,104	66,104	290.2
Fort Sill	Army Active	Lawton	883	13,433,908	38	530,067	639	2,124,536	42,829	93,830	5,455.5
McAlester AAP	Army Active	McAlester	2,214	9,842,692	0	0	0	0	44,943	44,947	3,660.5
<b>* OTHER SITE(S) : 29</b>			<b>28</b>	<b>322,252</b>	<b>12</b>	<b>45,748</b>	<b>0</b>	<b>0</b>	<b>35</b>	<b>45</b>	<b>108.3</b>
<b>Oklahoma Total:</b>			<b>3,297</b>	<b>24,069,675</b>	<b>50</b>	<b>575,815</b>	<b>639</b>	<b>2,124,536</b>	<b>153,910</b>	<b>204,925</b>	<b>9,514.6</b>
<b><u>Oregon</u></b>											
NG Bend Cotef	Army Guard	Bend	1	73,694	0	0	0	0	0	160	33.6
NG Biak Training Center	Army Guard	Powell Butte	3	33,580	0	0	11	29,116	0	44,135	36.8
NG Camp Adair Corvallis	Army Guard	Corvallis	10	17,438	0	0	0	0	527	527	23.5

\* US Locations that do not meet criteria of at least ten (10) Acres AND at least \$10M PRV. US Territories and Non-US Locations that do not meet criteria of at least ten (10) Acres OR at least \$10M PRV.

**DEPARTMENT OF DEFENSE - Army**  
**Base Structure Report - As of 30 Sept 2017**

SITE	COMPONENT	NAME NEAREST CITY	BUILDINGS						ACRES OWNED	TOTAL SITE ACRES	TOTAL SITE PRV (\$M)
			OWNED		LEASED		OTHER				
			COUNT	SQFT	COUNT	SQFT	COUNT	SQFT			
Umatilla Chem Depot	Army Active	Hermiston	1,223	3,518,374	0	0	0	0	13,041	19,728	1,731.0
* OTHER SITE(S) : 8			5	32,255	1	23,663	0	0	13	9,312	19.6
<b>Oregon Total:</b>			<b>1,242</b>	<b>3,675,341</b>	<b>1</b>	<b>23,663</b>	<b>11</b>	<b>29,116</b>	<b>13,582</b>	<b>73,862</b>	<b>1,844.6</b>
<b><u>Pennsylvania</u></b>											
Bristol Veterans Mem USARC	Army Reserve	Bristol	4	100,050	0	0	0	0	16	16	31.3
Carlisle Barracks	Army Active	Carlisle	82	1,197,025	0	0	124	592,233	451	451	806.1
Chap L J Sabalis Mem USARC	Army Reserve	Wilkes Barre	5	91,055	0	0	0	0	20	20	28.3
Charles E Kelly Support Facility	Army Active	Oakdale	22	135,085	0	0	0	0	116	116	39.8
Defense Distribution Depot Susquehanna	Army Active	New Cumberland	135	7,344,786	0	0	1	18	848	856	2,067.1
Edgemont USARC / AMSA	Army Reserve	Edgemont	10	149,026	0	0	0	0	43	44	57.0
Erie County USARC	Army Reserve	Fairview	3	43,378	0	0	0	0	15	15	21.4
Fort Indiantown Gap	Army Guard	Annville	700	3,722,750	0	0	15	50,136	17,203	17,203	1,548.6
Greencastle USARC / AMSA	Army Reserve	Greencastle	6	39,536	0	0	0	0	27	31	14.3
Johnstown Aviation Support Fac	Army Reserve	Johnstown	15	299,031	0	0	0	0	0	109	139.4
Letterkenny Army Depot	Army Active	Chambersburg	1,309	5,333,911	20	1,359,567	1	3,740	18,232	18,286	2,211.9
Lewisburg MD	Army Reserve	Danville	5	84,487	0	0	0	0	19	19	28.6
North Penn USARC	Army Reserve	Norristown	3	52,434	0	0	0	0	20	20	18.6
Reading USARC / AMSA 116	Army Reserve	Reading	2	32,533	0	0	0	0	10	11	11.7
Scranton MD	Army Reserve	Scranton	5	130,790	0	0	0	0	26	26	36.8
Scranton AAP	Army Active	Scranton	13	719,782	0	0	1	20	15	15	226.4
State College/Bellefonte USARC	Army Reserve	Bellefonte	2	34,175	0	0	0	0	21	21	11.4
T/SGT Vernon McGarity USARC	Army Reserve	Coraopolis	7	217,169	0	0	0	0	3	28	60.2
Tobyhanna Army Depot	Army Active	Tobyhanna	154	4,485,735	0	0	0	0	1,332	1,337	1,205.2
* OTHER SITE(S) : 74			106	979,981	15	76,049	0	0	776	18,602	362.3
<b>Pennsylvania Total:</b>			<b>2,588</b>	<b>25,192,719</b>	<b>35</b>	<b>1,435,616</b>	<b>142</b>	<b>646,147</b>	<b>39,191</b>	<b>57,227</b>	<b>8,926.6</b>
<b><u>Puerto Rico</u></b>											
AMSA 161 (G)	Army Reserve	San Juan	3	45,669	0	0	0	0	0	0	18.9
Cpl J.G. Rosario/Aquadilla	Army Reserve	San Juan	5	9,067	0	0	0	0	0	0	122.8
Cpt E Rubio Jr/Puerto Nuevo	Army Reserve	San Juan	10	114,061	0	0	0	0	63	63	39.3
Fort Buchanan	Army Reserve	San Juan	256	1,988,465	0	0	7	64,602	1,634	1,635	755.3
LTC HG Pesquera/Fort Allen	Army Reserve	San Juan	6	111,527	0	0	0	0	40	40	41.2
Mayaguez AFRC	Army Reserve	San Juan	5	76,807	0	0	0	0	0	0	27.8
MTA Camp Santiago Rq	Army Guard	San Juan	330	901,781	0	0	1	800	11,932	14,650	471.1
NG Fort Allen	Army Guard	San Juan	117	457,495	0	0	0	0	941	941	195.5
Ramey USARC/Aquadilla	Army Reserve	San Juan	5	72,910	0	0	0	0	0	0	21.6
Roosevelt Rds Nav Sta USARC	Army Reserve	San Juan	9	157,386	0	0	0	0	9	29	60.4

\* US Locations that do not meet criteria of at least ten (10) Acres AND at least \$10M PRV. US Territories and Non-US Locations that do not meet criteria of at least ten (10) Acres OR at least \$10M PRV.

**DEPARTMENT OF DEFENSE - Army**  
**Base Structure Report - As of 30 Sept 2017**

SITE	COMPONENT	NAME NEAREST CITY	BUILDINGS						ACRES OWNED	TOTAL SITE ACRES	TOTAL SITE PRV (\$M)
			OWNED		LEASED		OTHER				
			COUNT	SQFT	COUNT	SQFT	COUNT	SQFT			
* OTHER SITE(S) : 9			28	121,150	3	25,070	0	0	5	5	54.8
<b>Puerto Rico Total:</b>			<b>774</b>	<b>4,056,317</b>	<b>3</b>	<b>25,070</b>	<b>8</b>	<b>65,402</b>	<b>14,623</b>	<b>17,362</b>	<b>1,808.6</b>
<b>Rhode Island</b>											
NG Camp Fogarty TS	Army Guard	East Greenwich	38	351,753	0	0	0	0	374	374	141.4
Ng Coventry	Army Guard	Coventry	15	57,578	0	0	1	100	0	33	21.6
NG N Smithfield	Army Guard	Slatersville	8	22,578	0	0	0	0	27	35	11.2
USAR Center Cranston	Army Reserve	Cranston	1	63,773	0	0	0	0	0	20	19.6
* OTHER SITE(S) : 9			15	187,910	3	4,716	0	0	114	122	68.2
<b>Rhode Island Total:</b>			<b>77</b>	<b>683,592</b>	<b>3</b>	<b>4,716</b>	<b>1</b>	<b>100</b>	<b>515</b>	<b>585</b>	<b>261.9</b>
<b>South Carolina</b>											
Fort Jackson	Army Active	Columbia	939	10,546,378	1	11,224	382	2,020,621	51,838	51,900	4,006.9
* OTHER SITE(S) : 18			68	380,418	1	29,980	0	0	39	63	128.0
<b>South Carolina Total:</b>			<b>1,007</b>	<b>10,926,797</b>	<b>2</b>	<b>41,204</b>	<b>382</b>	<b>2,020,621</b>	<b>51,877</b>	<b>51,963</b>	<b>4,134.9</b>
<b>South Dakota</b>											
MSG Woodrow Wilson Keeble MD	Army Reserve	Sioux Falls	3	59,874	0	0	0	0	11	11	17.1
* OTHER SITE(S) : 11			10	58,407	1	16,838	14	161,090	396	515	72.9
<b>South Dakota Total:</b>			<b>13</b>	<b>118,281</b>	<b>1</b>	<b>16,838</b>	<b>14</b>	<b>161,090</b>	<b>407</b>	<b>526</b>	<b>90.0</b>
<b>Tennessee</b>											
Chattanooga USARC	Army Reserve	Chattanooga	4	54,542	0	0	0	0	148	148	11.4
Fort Campbell TN	Army Active	Clarksville	726	6,936,977	1	19,477	876	2,444,553	73,181	73,269	3,229.0
Hewgley USARC	Army Reserve	Knoxville	2	56,482	0	0	0	0	32	32	14.4
Holston AAP	Army Active	Kingsport	488	2,339,223	0	0	5	18,998	6,049	6,075	871.7
Lyell MD/AMSA	Army Reserve	Nashville	7	103,710	0	0	0	0	14	14	27.4
Milan AAP	Army Active	Milan	1,446	3,746,666	0	0	1	6,825	22,419	23,663	1,746.7
NG VTS Milan	Army Guard	Milan	69	237,035	0	0	0	0	2,428	2,428	94.2
* OTHER SITE(S) : 27			63	853,346	9	56,963	12	89,843	1,079	1,126	310.6
<b>Tennessee Total:</b>			<b>2,805</b>	<b>14,327,981</b>	<b>10</b>	<b>76,440</b>	<b>894</b>	<b>2,560,219</b>	<b>105,351</b>	<b>106,756</b>	<b>6,305.4</b>
<b>Texas</b>											
Amarillo Armed Forces Reserve Center	Army Reserve	Amarillo	3	60,400	0	0	0	0	25	25	14.8
Austin Memorial MD	Army Guard	Austin	3	72,525	0	0	0	0	11	13	19.9
Brownsville AFRC	Army Reserve	Brownsville	2	50,158	0	0	0	0	12	12	15.7

\* US Locations that do not meet criteria of at least ten (10) Acres AND at least \$10M PRV. US Territories and Non-US Locations that do not meet criteria of at least ten (10) Acres OR at least \$10M PRV.

**DEPARTMENT OF DEFENSE - Army**  
**Base Structure Report - As of 30 Sept 2017**

SITE	COMPONENT	NAME NEAREST CITY	BUILDINGS						ACRES OWNED	TOTAL SITE ACRES	TOTAL SITE PRV (\$M)
			OWNED		LEASED		OTHER				
			COUNT	SQFT	COUNT	SQFT	COUNT	SQFT			
Camp Swift	Army Guard	Bastrop	115	254,116	0	0	0	0	6,253	6,253	119.7
Conroe USARC/ASF	Army Reserve	Conroe	6	110,535	0	0	0	0	0	46	48.5
Ellington Field MD	Army Reserve	Houston	9	391,535	0	0	0	0	54	54	110.7
Fort Bliss	Army Active	El Paso	1,243	20,966,044	3	14,548	3,059	9,488,682	357,605	1,346,659	10,237.7
Fort Hood	Army Active	Killeen	1,969	23,212,447	2	21,333	3,341	12,228,628	212,389	212,512	14,658.8
Fort Wolters	Army Guard	Mineral Wells	70	145,423	0	0	0	0	3,985	3,988	86.8
Fort Worth MD/OMS/Storage	Army Reserve	Fort Worth	14	99,792	0	0	0	0	247	250	26.8
Grand Prairie Reserve Complex	Army Reserve	Grand Prairie	36	562,846	0	0	0	0	34	34	169.6
Huntsville AFRC	Army Reserve	Huntsville	3	50,880	0	0	0	0	10	10	14.8
Lewisville Armed Forces Reserve Center	Army Reserve	Lewisville	3	85,999	0	0	0	0	15	15	23.1
Lone Star AAP	Army Active	Texarkana	0	0	0	0	0	0	694	705	39.4
Longhorn AAP	Army Active	Amarillo	10	8,250	0	0	0	0	1,580	1,580	75.0
NG Laredo	Army Guard	Laredo	3	41,388	0	0	0	0	10	10	12.8
NG Saginaw	Army Guard	Fort Worth	30	250,625	0	0	0	0	150	150	73.5
NG Temple	Army Guard	Temple	6	62,200	0	0	0	0	20	20	18.2
North Houston USAR Center	Army Reserve	Houston	2	82,078	0	0	0	0	20	20	24.6
Red River Army Depot	Army Active	Texarkana	917	7,005,002	20	398,266	12	36,098	14,411	14,411	2,159.0
Round Rock MD	Army Reserve	Round Rock	4	125,005	0	0	0	0	17	17	33.4
San Marcos MD	Army Reserve	San Marcos	6	151,334	0	0	0	0	30	30	42.8
Seagoville USARC	Army Reserve	Seagoville	13	236,420	0	0	0	0	206	206	76.8
Tyler AFRC	Army Reserve	Tyler	4	112,852	0	0	0	0	51	51	32.8
<b>* OTHER SITE(S) : 54</b>			<b>284</b>	<b>1,426,878</b>	<b>10</b>	<b>226,405</b>	<b>6</b>	<b>46,094</b>	<b>4,082</b>	<b>11,308</b>	<b>543.1</b>
<b>Texas Total:</b>			<b>4,755</b>	<b>55,564,733</b>	<b>35</b>	<b>660,552</b>	<b>6,418</b>	<b>21,799,502</b>	<b>601,911</b>	<b>1,598,380</b>	<b>28,678.4</b>
<b>Utah</b>											
Deseret Chemical Depot	Army Active	Stockton	315	1,246,997	0	0	0	0	19,435	19,437	653.8
Dugway Proving Ground	Army Active	Dugway	545	2,168,993	1	2,880	4	41,565	19,830	852,568	1,882.0
Fort Douglas MD Complex	Army Reserve	Salt Lake City	21	400,359	0	0	0	0	4	163	119.8
Frank M. Browning USARC	Army Reserve	Ogden	7	75,713	0	0	0	0	152	152	26.8
Green River Test Complex	Army Active	Green River	31	52,362	0	0	0	0	1,003	2,628	65.3
MTA-L Camp Williams	Army Guard	Riverton	130	105,150	0	0	168	1,145,620	3,892	36,243	475.7
NG Saint George/FMS	Army Guard	St. George	9	60,957	0	0	0	0	0	70	20.7
Tooele Army Depot	Army Active	Tooele	1,047	2,632,242	20	664,116	0	0	19,792	23,904	1,872.9
<b>* OTHER SITE(S) : 9</b>			<b>27</b>	<b>618,987</b>	<b>1</b>	<b>10,440</b>	<b>0</b>	<b>0</b>	<b>8</b>	<b>19</b>	<b>173.5</b>
<b>Utah Total:</b>			<b>2,132</b>	<b>7,361,761</b>	<b>22</b>	<b>677,436</b>	<b>172</b>	<b>1,187,185</b>	<b>64,115</b>	<b>935,185</b>	<b>5,290.5</b>
<b>Vermont</b>											
NG TS Ethan Allen Range	Army Guard	Jericho	126	347,701	0	0	6	13,863	11,157	11,157	187.1

\* US Locations that do not meet criteria of at least ten (10) Acres AND at least \$10M PRV. US Territories and Non-US Locations that do not meet criteria of at least ten (10) Acres OR at least \$10M PRV.



**DEPARTMENT OF DEFENSE - Army**  
**Base Structure Report - As of 30 Sept 2017**

SITE	COMPONENT	NAME NEAREST CITY	BUILDINGS						ACRES OWNED	TOTAL SITE ACRES	TOTAL SITE PRV (\$M)
			OWNED		LEASED		OTHER				
			COUNT	SQFT	COUNT	SQFT	COUNT	SQFT			
Rutland AFRC	Army Reserve	Rutland	3	77,062	0	0	0	0	13	16	23.9
White River Junction AFRC	Army Reserve	White River Junction	5	63,453	0	0	0	0	18	23	22.1
* OTHER SITE(S) : 7			52	494,489	0	0	0	0	12	39	171.9
<b>Vermont Total:</b>			<b>186</b>	<b>982,704</b>	<b>0</b>	<b>0</b>	<b>6</b>	<b>13,863</b>	<b>11,199</b>	<b>11,234</b>	<b>405.1</b>
<b>Virgin Islands</b>											
NG Bethlehem Military Compound	Army Guard	St. Thomas	20	234,367	0	0	0	0	0	69	120.6
NG Sprat Hall	Army Guard	St. Thomas	3	32,462	0	0	0	0	0	0	12.1
* OTHER SITE(S) : 2			6	23,892	0	0	0	0	0	0	14.2
<b>Virgin Islands Total:</b>			<b>29</b>	<b>290,721</b>	<b>0</b>	<b>0</b>	<b>0</b>	<b>0</b>	<b>0</b>	<b>69</b>	<b>146.9</b>
<b>Virginia</b>											
Arlington National Cemetery	Army Active	Arlington	28	151,796	0	0	1	1,740	558	558	96.3
Bedford, VA USARC	Army Reserve	Bedford	4	53,854	0	0	0	0	20	20	17.5
Defense General Supply Center	Army Active	Richmond	64	4,110,508	0	0	0	0	595	622	1,331.3
Fort A P Hill	Army Active	Bowling Green	435	1,494,681	0	0	105	20,357	75,788	75,813	1,036.0
Fort Belvoir	Army Active	Lorton	432	10,607,368	0	0	905	3,798,523	8,334	8,596	5,700.8
Fort Lee	Army Active	Fort Lee	401	10,052,270	0	0	916	2,684,390	5,678	5,744	3,962.4
Fort Monroe	Army Active	Hampton	30	201,405	0	0	0	0	565	565	88.4
Fort Myer	Army Active	Arlington	172	2,413,337	0	0	4	50,687	357	357	752.4
Fort Pickett, ARNG MTC	Army Guard	Blackstone	452	2,164,754	0	0	0	0	60,865	62,334	946.2
NG Army Guard Readiness Center	Army Guard	Arlington	3	463,710	0	0	0	0	15	15	100.3
NG Camp Pendleton SMR	Army Guard	Virginia Beach	0	0	0	0	126	349,852	0	237	112.9
Radford AAP	Army Active	Radford	1,131	3,615,145	0	0	0	0	6,806	6,832	1,949.3
* OTHER SITE(S) : 28			90	3,667,155	2	1,170	1	960	176	185	1,769.4
<b>Virginia Total:</b>			<b>3,242</b>	<b>38,995,983</b>	<b>2</b>	<b>1,170</b>	<b>2,058</b>	<b>6,906,509</b>	<b>159,756</b>	<b>161,878</b>	<b>17,863.3</b>
<b>Washington</b>											
AMSA 137	Army Reserve	Tacoma	4	69,266	0	0	0	0	0	13	55.9
Fort Lawton USAR Complex	Army Reserve	Seattle	10	117,663	0	0	0	0	46	47	44.1
Fort Lewis	Army Active	Tacoma	2,063	25,039,963	2	27,641	3,599	10,086,810	85,749	86,213	14,524.7
Grant Training Annex	Army Active	Moses Lake	0	0	0	0	0	0	0	960	35.6
Marysville MD	Army Reserve	Marysville	2	166,106	0	0	0	0	25	25	59.6
NG Kent	Army Guard	Kent	9	78,414	0	0	0	0	14	14	25.5
SSG Joe R. Hooper USARC	Army Reserve	Bothell	7	101,749	0	0	0	0	41	41	38.6
Vancouver MD	Army Reserve	Vancouver	3	115,727	0	0	0	0	19	19	33.8
Yakima Training Center	Army Active	Yakima	234	996,588	0	0	0	0	295,169	315,597	970.7
* OTHER SITE(S) : 22			20	90,404	7	75,532	4	68,985	1,599	1,649	86.9

\* US Locations that do not meet criteria of at least ten (10) Acres AND at least \$10M PRV. US Territories and Non-US Locations that do not meet criteria of at least ten (10) Acres OR at least \$10M PRV.

**DEPARTMENT OF DEFENSE - Army**  
**Base Structure Report - As of 30 Sept 2017**

SITE	COMPONENT	NAME NEAREST CITY	BUILDINGS						ACRES OWNED	TOTAL SITE ACRES	TOTAL SITE PRV (\$M)
			OWNED		LEASED		OTHER				
			COUNT	SQFT	COUNT	SQFT	COUNT	SQFT			
<b>Washington Total:</b>			<b>2,352</b>	<b>26,775,881</b>	<b>9</b>	<b>103,173</b>	<b>3,603</b>	<b>10,155,795</b>	<b>382,663</b>	<b>404,577</b>	<b>15,875.4</b>
<b>West Virginia</b>											
Big Bend USARC / OMS	Army Reserve	Bigbend	2	19,244	0	0	0	0	13	13	33.6
Charleston MD / AMSA	Army Reserve	Charleston	2	71,150	0	0	0	0	12	12	21.7
Ohio A/P USARC / AMSA	Army Reserve	Wheeling	3	42,570	0	0	0	0	0	29	14.8
* OTHER SITE(S) : 30			71	807,292	0	0	0	0	174	191	287.1
<b>West Virginia Total:</b>			<b>78</b>	<b>940,256</b>	<b>0</b>	<b>0</b>	<b>0</b>	<b>0</b>	<b>199</b>	<b>245</b>	<b>357.2</b>
<b>Wisconsin</b>											
Badger AAP	Army Active	Baraboo	14	117,062	0	0	0	0	3,123	3,123	252.1
Denis J. Murphy USARC/AMSA/OMS	Army Reserve	Green Bay	3	52,585	0	0	0	0	15	15	18.6
Fort McCoy	Army Reserve	Sparta	1,447	6,902,838	0	0	10	212,169	59,192	139,763	3,523.3
Sturtevant USARC	Army Reserve	Sturtevant	2	32,512	0	0	0	0	11	11	12.4
W. Silver Spring Complex	Army Reserve	Milwaukee	20	300,485	0	0	0	0	127	127	96.9
Wausau USARC	Army Reserve	Wausau	2	39,440	0	0	0	0	13	13	13.6
* OTHER SITE(S) : 30			30	228,304	3	63,780	5	3,251	232	1,770	103.1
<b>Wisconsin Total:</b>			<b>1,518</b>	<b>7,673,225</b>	<b>3</b>	<b>63,780</b>	<b>15</b>	<b>215,420</b>	<b>62,712</b>	<b>144,821</b>	<b>4,020.0</b>
<b>Wyoming</b>											
* OTHER SITE(S) : 5			0	0	1	30,000	0	0	8,842	8,886	8.1
<b>Wyoming Total:</b>			<b>0</b>	<b>0</b>	<b>1</b>	<b>30,000</b>	<b>0</b>	<b>0</b>	<b>8,842</b>	<b>8,886</b>	<b>8.1</b>
<b>US/US Territories Total:</b>			<b>72,113</b>	<b>677,174,283</b>	<b>442</b>	<b>7,313,740</b>	<b>45,893</b>	<b>181,568,664</b>	<b>5,693,856</b>	<b>13,671,919</b>	<b>393,050.9</b>

\* US Locations that do not meet criteria of at least ten (10) Acres AND at least \$10M PRV. US Territories and Non-US Locations that do not meet criteria of at least ten (10) Acres OR at least \$10M PRV.

## DEPARTMENT OF DEFENSE - Army

### Base Structure Report - As of 30 Sept 2017

SITE	COMPONENT	NAME NEAREST CITY	BUILDINGS						ACRES OWNED	TOTAL SITE ACRES	TOTAL SITE PRV (\$M)
			OWNED		LEASED		OTHER				
			COUNT	SQFT	COUNT	SQFT	COUNT	SQFT			
<b>Belgium</b>											
Brussels	Army Active	Brussels	0	0	7	189,983	0	0	0	0	52.5
Chateau Gendebien	Army Active	Mons	1	129	1	4,453	5	23,462	0	0	11.2
Chievres AB	Army Active	Chievres	65	384,088	0	0	67	405,499	0	0	661.1
Daumerie Caserne	Army Active	Chievres	3	382	0	0	36	253,144	0	0	139.5
Mons	Army Active	Mons	1	7,235	5	88,293	0	0	0	0	25.0
Shape Headquarters	Army Active	Mons	8	104,646	0	0	31	628,022	0	0	346.4
Sterrebeek Dependent School	Army Active	Brussels	21	131,357	0	0	0	0	0	0	70.0
Zutendaal	Army Active	Zutendaal	0	0	0	0	23	793,674	0	0	185.5
* OTHER SITE(S) : 2			1	151	3	31,639	1	1,245	0	0	9.1
<b>Belgium Total:</b>			<b>100</b>	<b>627,988</b>	<b>16</b>	<b>314,368</b>	<b>163</b>	<b>2,105,046</b>	<b>0</b>	<b>0</b>	<b>1,500.5</b>
<b>Bulgaria</b>											
Novo Selo Training Area	Army Active	Novo Selo	0	0	0	0	81	402,634	0	0	137.9
<b>Bulgaria Total:</b>			<b>0</b>	<b>0</b>	<b>0</b>	<b>0</b>	<b>81</b>	<b>402,634</b>	<b>0</b>	<b>0</b>	<b>137.9</b>
<b>Germany</b>											
Artillery Kaserne	Army Active	Garmisch	26	5,439	2	365	35	510,919	0	0	146.7
Aukamm Hsg Area	Army Active	Wiesbaden	11	52,355	0	0	114	1,292,863	0	0	331.9
Barton Barracks	Army Active	Ansbach	10	64,874	0	0	25	382,487	0	0	151.4
Baumholder Airfield	Army Active	Baumholder	3	10,396	0	0	0	0	0	0	11.1
Baumholder Family Housing	Army Active	Baumholder	17	25,234	0	0	66	2,236,726	0	0	517.3
Baumholder Hospital	Army Active	Baumholder	5	10,536	0	0	11	186,314	0	0	71.3
Baumholder Qm Area	Army Active	Baumholder	18	38,411	0	0	25	321,440	0	0	96.8
Bleidorn Family Housing	Army Active	Ansbach	2	3,526	0	0	28	681,466	0	0	154.2
Boeblingen Family Housing	Army Active	Boeblingen	4	13,935	0	0	21	517,887	0	0	119.6
Boeblingen Training Area	Army Active	Boeblingen	13	251,968	0	0	56	41,954	0	0	140.9
Coleman Barracks	Army Active	Mannheim	91	276,751	0	0	142	1,605,435	0	0	783.1
Crestview Hsg Area	Army Active	Wiesbaden	0	0	0	0	58	1,019,577	0	0	235.8
Daenner Kaserne	Army Active	Kaiserlautern	26	33,024	0	0	27	424,025	0	0	136.4
Darmstadt Training Center	Army Active	Darmstadt	21	60,962	0	0	5	43,897	0	0	60.5
Duelmen Tower Barracks	Army Active	Dulmen	0	0	0	0	35	908,289	0	0	178.4
East Camp Grafenwoehr	Army Active	Grafenwoehr	557	3,334,538	0	0	603	3,554,409	0	0	2,635.8
Echterdingen Airfield	Army Active	Stuttgart	14	36,792	0	0	15	156,332	0	0	89.9
Egelsbach Transmitter Fac	Army Active	Langen	6	10,824	0	0	2	11,733	0	0	14.2
Freihoelser Tng Area	Army Active	Amberg	12	11,507	0	0	0	0	0	0	17.1
Garmisch Family Housing	Army Active	Garmisch	5	2,448	0	0	20	345,004	0	0	93.7
Germersheim Army Depot	Army Active	Germersheim	144	1,761,212	0	0	21	389,902	0	0	727.8
Grafenwoehr	Army Active	Grafenwoehr	0	0	1,473	4,472,191	0	0	0	0	858.1

\* US Locations that do not meet criteria of at least ten (10) Acres AND at least \$10M PRV. US Territories and Non-US Locations that do not meet criteria of at least ten (10) Acres OR at least \$10M PRV.

**DEPARTMENT OF DEFENSE - Army**  
**Base Structure Report - As of 30 Sept 2017**

SITE	COMPONENT	NAME NEAREST CITY	BUILDINGS						ACRES OWNED	TOTAL SITE ACRES	TOTAL SITE PRV (\$M)
			OWNED		LEASED		OTHER				
			COUNT	SQFT	COUNT	SQFT	COUNT	SQFT			
Grafenwoehr Training Area	Army Active	Grafenwoehr	581	390,804	0	0	12	11,852	0	0	902.9
Gruenstadt AAFES Fac	Army Active	Gruenstadt	10	23,461	0	0	14	333,289	0	0	77.0
Hainerberg Housing and Shop Ctr	Army Active	Wiesbaden	33	539,081	0	0	66	1,593,710	0	0	608.5
Hohenfels	Army Active	Hohenfels	0	0	448	1,150,593	0	0	0	0	220.1
Hohenfels Training Area	Army Active	Hohenfels	590	1,417,674	1	162	355	1,794,912	0	0	1,779.4
Hoppstaedten Works	Army Active	Baumholder	2	3,085	0	0	4	24,555	0	0	42.6
Husterhoeh Kaserne	Army Active	Pirmasens	46	500,508	0	0	23	508,252	0	0	278.2
Kaiserslautern	Army Active	Kaiserlautern	1	44,485	0	0	0	0	0	0	10.2
Kaiserslautern Army Depot	Army Active	Kaiserlautern	92	628,647	0	0	51	869,069	0	0	473.5
Kaiserslautern Equip Spt Ctr	Army Active	Kaiserlautern	23	8,939	0	0	20	204,990	0	0	63.9
Kastel Housing Area	Army Active	Wiesbaden	13	17,739	0	0	3	37,197	0	0	22.8
Katterbach Kaserne	Army Active	Ansbach	71	408,885	0	0	100	2,486,695	0	0	914.1
Kefurt & Craig Village Family Housing	Army Active	Stuttgart	1	921	0	0	40	1,011,118	0	0	217.5
Kelley Barracks	Army Active	Stuttgart	34	137,664	0	0	24	765,069	0	0	364.6
Kleber Kaserne	Army Active	Kaiserlautern	51	70,055	0	0	38	1,005,615	0	0	354.4
Kornwestheim Golf Course	Army Active	Kornwestheim	6	28,332	0	0	1	435	0	0	12.9
Landstuhl Heliport	Army Active	Landstuhl	41	127,755	0	0	0	0	0	0	76.2
Landstuhl Hospital	Army Active	Landstuhl	100	286,168	0	0	69	1,484,159	0	0	831.9
Mainz-Kastel Station	Army Active	Wiesbaden	22	23,869	0	0	29	764,120	0	0	210.0
McCully Barracks	Army Active	Wackernheim	31	230,730	0	0	31	347,776	0	0	203.4
Miesau	Army Active	Miesau	0	0	0	0	0	0	0	0	11.2
Miesau Ammo Depot	Army Active	Miesau	118	832,046	0	0	494	1,479,403	0	0	885.8
Moehringen Family Housing	Army Active	Stuttgart	1	80	0	0	34	409,284	0	0	86.4
Oberammergau NATO School	Army Active	Garmisch	3	1,827	0	0	4	43,010	0	0	14.7
Oberdachstetten Training Area	Army Active	Ansbach	24	20,511	0	0	79	262,042	0	0	100.1
Panzer Kaserne	Army Active	Kaiserlautern	5	1,264	0	0	10	302,618	0	0	125.3
Panzer Kaserne	Army Active	Stuttgart	24	227,910	0	0	40	1,283,398	0	0	475.1
Patch Barracks	Army Active	Stuttgart	37	391,997	0	0	37	1,062,977	0	0	585.5
Pfeffelbach Works	Army Active	Pfeffelbach	1	78	0	0	2	16,896	0	0	30.0
Pulaski Barracks	Army Active	Kaiserlautern	41	58,855	0	0	36	229,348	0	0	110.0
Rheinblick Rec Annex	Army Active	Wiesbaden	11	17,852	0	0	4	15,302	0	0	19.7
Rhine Ordnance Barracks	Army Active	Kaiserlautern	131	484,653	0	0	803	1,839,862	0	0	958.9
Robinson Barracks	Army Active	Stuttgart	4	86,810	0	0	4	19,180	0	0	23.1
Robinson-Grenadier Family Housing	Army Active	Stuttgart	2	515	0	0	52	1,407,371	0	0	337.5
Sembach Admin Annex	Army Active	Sembach	52	619,436	0	0	56	985,156	0	0	571.9
Sheridan Barracks	Army Active	Garmisch	4	301,899	0	0	11	401,133	0	0	225.4
Shipton Kaserne	Army Active	Ansbach	92	579,739	0	0	23	246,582	0	0	226.5
Smith Barracks	Army Active	Baumholder	185	525,089	0	0	192	3,103,604	0	0	1,383.8
South Camp Vilseck	Army Active	Vilseck	563	4,046,245	0	0	152	1,636,491	0	0	1,977.1

\* US Locations that do not meet criteria of at least ten (10) Acres AND at least \$10M PRV. US Territories and Non-US Locations that do not meet criteria of at least ten (10) Acres OR at least \$10M PRV.

**DEPARTMENT OF DEFENSE - Army**  
**Base Structure Report - As of 30 Sept 2017**

SITE	COMPONENT	NAME NEAREST CITY	BUILDINGS						ACRES OWNED	TOTAL SITE ACRES	TOTAL SITE PRV (\$M)
			OWNED		LEASED		OTHER				
			COUNT	SQFT	COUNT	SQFT	COUNT	SQFT			
Steuben & Weicht VII Family Housing	Army Active	Stuttgart	2	782	0	0	54	558,917	0	0	122.0
Storck Barracks	Army Active	Illesheim	53	175,615	0	0	95	1,877,418	0	0	713.0
Stuttgart Dependent School	Army Active	Stuttgart	1	301	0	0	4	167,796	0	0	61.3
Vilseck	Army Active	Vilseck	0	0	140	680,572	0	0	0	0	128.1
Weilimdorf Warehouse	Army Active	Stuttgart	0	0	0	0	2	61,758	0	0	15.1
Wetzel Family Housing	Army Active	Baumholder	9	31,454	0	0	34	1,243,118	0	0	341.1
Wetzel Kaserne	Army Active	Baumholder	20	102,918	0	0	8	99,786	0	0	80.0
Wiesbaden Army Airfield	Army Active	Wiesbaden	433	1,460,897	0	0	114	2,233,166	0	0	1,462.0
<b>* OTHER SITE(S) : 21</b>			<b>59</b>	<b>65,292</b>	<b>10</b>	<b>16,019</b>	<b>34</b>	<b>330,561</b>	<b>0</b>	<b>0</b>	<b>155.4</b>
<b>Germany Total:</b>			<b>4,608</b>	<b>20,927,599</b>	<b>2,074</b>	<b>6,319,902</b>	<b>4,567</b>	<b>49,189,650</b>	<b>0</b>	<b>0</b>	<b>26,462.0</b>
<b>Honduras</b>											
Soto Cano	Army Active	Comayagua	128	296,580	0	0	0	0	0	0	494.0
<b>Honduras Total:</b>			<b>128</b>	<b>296,580</b>	<b>0</b>	<b>0</b>	<b>0</b>	<b>0</b>	<b>0</b>	<b>0</b>	<b>494.0</b>
<b>Israel</b>											
<b>* OTHER SITE(S) : 1</b>			<b>0</b>	<b>0</b>	<b>0</b>	<b>0</b>	<b>14</b>	<b>6,087</b>	<b>0</b>	<b>0</b>	<b>3.9</b>
<b>Israel Total:</b>			<b>0</b>	<b>0</b>	<b>0</b>	<b>0</b>	<b>14</b>	<b>6,087</b>	<b>0</b>	<b>0</b>	<b>3.9</b>
<b>Italy</b>											
Camp Darby	Army Active	Tirrenia	133	669,236	0	0	0	0	0	0	380.2
Camp Ederle	Army Active	Vicenza	225	2,025,099	3	19,351	1	5,481	0	0	978.1
Del Din	Army Active	Vicenza	54	1,512,591	0	0	0	0	0	0	710.6
Livorno	Army Active	Livorno	0	0	18	125,544	0	0	0	0	30.1
Livorno Supply and Maint Area	Army Active	Livorno	114	1,292,779	0	0	0	0	0	0	406.3
Longare Communications Site	Army Active	Vicenza	26	79,391	0	0	0	0	0	0	42.2
Pisa Ammo Storage Area	Army Active	Pisa	215	559,192	0	0	0	0	0	0	326.6
Vicenza	Army Active	Vicenza	9	14,295	136	1,336,976	0	0	0	0	364.3
Vicenza Basic Load Storage Area	Army Active	Vicenza	15	27,672	0	0	0	0	0	0	15.3
Vicenza Family Housing	Army Active	Vicenza	215	707,930	0	0	0	0	0	0	250.9
<b>* OTHER SITE(S) : 2</b>			<b>7</b>	<b>6,548</b>	<b>0</b>	<b>0</b>	<b>0</b>	<b>0</b>	<b>0</b>	<b>0</b>	<b>8.3</b>
<b>Italy Total:</b>			<b>1,013</b>	<b>6,894,733</b>	<b>157</b>	<b>1,481,871</b>	<b>1</b>	<b>5,481</b>	<b>0</b>	<b>0</b>	<b>3,512.7</b>
<b>Japan</b>											
Akasaka Press Center	Army Active	Tokyo	6	507	0	0	7	162,391	0	7	95.8
Akizuki Ammunition Depot	Army Active	Akizuki	17	5,284	0	0	48	407,342	0	138	356.9
Camp Zama	Army Active	Sagamihara	137	557,475	0	0	251	2,763,837	0	578	2,468.0
Hiro Ammunition Depot	Army Active	Kure	12	8,493	0	0	11	113,449	0	88	112.1

\* US Locations that do not meet criteria of at least ten (10) Acres AND at least \$10M PRV. US Territories and Non-US Locations that do not meet criteria of at least ten (10) Acres OR at least \$10M PRV.

**DEPARTMENT OF DEFENSE - Army**  
**Base Structure Report - As of 30 Sept 2017**

SITE	COMPONENT	NAME NEAREST CITY	BUILDINGS						ACRES OWNED	TOTAL SITE ACRES	TOTAL SITE PRV (\$M)
			OWNED		LEASED		OTHER				
			COUNT	SQFT	COUNT	SQFT	COUNT	SQFT			
Kachin Hanto Area	Army Active	Kachin Hanto	10	2,589	0	0	6	9,761	0	84	135.4
Kawakami Ammunition Depot	Army Active	Higashi-Hiroshima	70	116,955	0	0	47	229,255	0	644	438.8
Kure Pier 6	Army Active	Kure	9	4,212	0	0	10	62,343	0	4	55.5
Naha Port	Army Active	Okinawa	48	298,037	0	0	11	58,444	0	139	427.6
POL Facilities	Army Active	Tokyo	42	32,472	0	0	28	32,405	50	347	743.6
Sagami General Depot	Army Active	Sagamihara	40	85,072	0	0	118	2,805,096	0	528	1,774.8
Sagamihara FH Area	Army Active	Sagamihara	109	32,918	0	0	234	1,192,985	0	149	734.7
Shariki Communication Site	Army Active	Zama	4	3,446	0	0	0	0	0	33	10.4
Torii Station	Army Active	Yomitan	123	503,928	0	0	33	465,977	28	505	723.6
Yokohama North Dock	Army Active	Yokohama	19	12,726	0	0	58	571,559	0	121	605.1
* OTHER SITE(S) : 1			5	10,699	0	0	0	0	0	0	7.5
<b>Japan Total:</b>			<b>651</b>	<b>1,674,812</b>	<b>0</b>	<b>0</b>	<b>862</b>	<b>8,874,844</b>	<b>77</b>	<b>3,365</b>	<b>8,690.0</b>
<b><u>Kuwait</u></b>											
Camp Arifjan	Army Active	Camp Arifjan	182	1,587,292	0	0	111	2,091,577	0	0	1,182.1
Camp Buehring	Army Active	Udairi	10	82,560	0	0	0	0	0	0	27.6
<b>Kuwait Total:</b>			<b>192</b>	<b>1,669,852</b>	<b>0</b>	<b>0</b>	<b>111</b>	<b>2,091,577</b>	<b>0</b>	<b>0</b>	<b>1,209.7</b>
<b><u>Netherlands</u></b>											
Brunssum Support Site	Army Active	Brunssum	2	61,311	0	0	1	473	0	0	13.5
Eygelshoven Army Depot	Army Active	Eygelshoven	0	0	0	0	19	627,479	0	0	128.5
Hendrik Mine	Army Active	Brunssum	3	2,222	0	0	8	628,571	0	0	268.9
Schinnen	Army Active	Schinnen	0	0	73	114,815	0	0	0	0	27.4
Schinnen Emma Mine	Army Active	Schinnen	39	94,638	14	143,150	0	0	0	0	79.2
<b>Netherlands Total:</b>			<b>44</b>	<b>158,171</b>	<b>87</b>	<b>257,965</b>	<b>28</b>	<b>1,256,523</b>	<b>0</b>	<b>0</b>	<b>517.5</b>
<b><u>Qatar</u></b>											
Camp As Sayliyah	Army Active	Doha	22	308,039	0	0	1	18,654	0	0	106.2
<b>Qatar Total:</b>			<b>22</b>	<b>308,039</b>	<b>0</b>	<b>0</b>	<b>1</b>	<b>18,654</b>	<b>0</b>	<b>0</b>	<b>106.2</b>
<b><u>Romania</u></b>											
Mihail Kogalniceanu Airfield	Army Active	Mihail Kogalniceanu	9	62,795	0	0	0	0	0	0	22.7
Mihail Kogalniceanu Main Camp	Army Active	Mihail Kogalniceanu	6	7,439	0	0	76	295,792	0	0	134.5
* OTHER SITE(S) : 1			1	320	0	0	0	0	0	0	0.1
<b>Romania Total:</b>			<b>16</b>	<b>70,554</b>	<b>0</b>	<b>0</b>	<b>76</b>	<b>295,792</b>	<b>0</b>	<b>0</b>	<b>157.4</b>
<b><u>South Korea</u></b>											
Bayonet Training Area	Army Active	Tong Du Chon	0	0	0	0	0	0	0	248	0.0
Camp Ames	Army Active	Gyeonggi-do	9	19,788	0	0	0	0	0	20	8.7

\* US Locations that do not meet criteria of at least ten (10) Acres AND at least \$10M PRV. US Territories and Non-US Locations that do not meet criteria of at least ten (10) Acres OR at least \$10M PRV.

**DEPARTMENT OF DEFENSE - Army**  
**Base Structure Report - As of 30 Sept 2017**

SITE	COMPONENT	NAME NEAREST CITY	BUILDINGS						ACRES OWNED	TOTAL SITE ACRES	TOTAL SITE PRV (\$M)
			OWNED		LEASED		OTHER				
			COUNT	SQFT	COUNT	SQFT	COUNT	SQFT			
Camp Carroll	Army Active	Waegwan	286	3,966,623	0	0	0	0	0	495	1,241.0
Camp Casey	Army Active	Tong Du Chon	751	4,149,900	0	0	0	0	2	2,830	1,628.4
Camp Castle	Army Active	Tong Du Chon	8	65,851	0	0	0	0	1	51	20.2
Camp Eagle	Army Active	Wonju	68	436,136	0	0	0	0	0	113	212.0
Camp Henry	Army Active	Taegu	121	791,318	150	238,350	2	3,782	1	59	366.5
Camp Henry - Brooklyn Hill	Army Active	Camp Henry	10	3,265	0	0	0	0	0	34	2.9
Camp Henry - Dartboard Site	Army Active	Pusan	2	1,672	0	0	0	0	0	10	2.6
Camp Henry (Pier 8)	Army Active	Pusan	14	103,089	0	0	0	0	0	11	67.0
Camp Hovey	Army Active	Camp Hovey	230	1,635,770	0	0	0	0	0	763	588.3
Camp Humphreys	Army Active	Pyong Taek	617	12,596,600	63	464,506	4	36,516	0	2,121	5,578.6
Camp Humphreys (High Point)	Army Active	Gyeonggi-do	1	507	0	0	0	0	0	10	1.7
Camp Humphreys (Richmond)	Army Active	Gyeonggi-do	1	480	0	0	0	0	0	14	1.9
Camp Jackson	Army Active	Uijong Bu	55	183,093	0	0	0	0	0	406	64.4
Camp Kwangsa Ri	Army Active	Yongju	15	35,750	0	0	4	8,000	0	31	17.4
Camp Long	Army Active	Wonju	124	307,979	0	0	0	0	0	84	122.1
Camp Market	Army Active	Inchon	67	560,428	0	0	39	581,214	0	119	294.4
Camp Red Cloud	Army Active	Uijong Bu	265	1,421,933	0	0	0	0	0	207	530.0
Camp Red Cloud - Bullseye 02	Army Active	Paju	0	0	0	0	0	0	0	255	2.3
Camp Red Cloud (Bullseye 01)	Army Active	Yongchon	101	265,367	0	0	0	0	0	2,204	140.0
Camp Stanley	Army Active	Uijong Bu	325	1,604,571	0	0	0	0	0	605	557.2
Camp Walker	Army Active	Taegu	210	1,247,991	0	0	0	0	1	195	460.1
Camp Yongin	Army Active	Yongin	7	45,916	0	0	3	9,398	0	8	22.0
Chang San	Army Active	Pusan	0	0	0	0	0	0	2	26	1.6
DRMO APO	Army Active	Kimchon	7	126,729	0	0	0	0	24	24	36.6
Far East Dist Engr	Army Active	Seoul	32	78,198	0	0	15	110,267	0	11	76.4
Gun Training Area	Army Active	Tong Du Chon	0	0	0	0	0	0	0	123	0.0
H220 Heliport	Army Active	Tong Du Chon	53	236,593	0	0	0	0	0	52	86.4
Icheon - Sockor	Army Active	Ichon	2	13,985	0	0	1	7,201	0	0	12.8
K-16 AB	Army Active	Songnam	72	593,294	1	140,657	3	55,080	0	205	321.8
Kamaksan ASA	Army Active	Tong Du Chon	9	6,544	0	0	0	0	0	48	6.2
Kunsan POL Terminal Site	Army Active	Kunsan	4	5,828	0	0	0	0	0	17	19.4
Madison Site	Army Active	Inchon Site	12	8,574	0	0	0	0	0	22	11.1
Masan Ammunition Depot	Army Active	Masan	13	45,429	0	0	0	0	0	464	22.0
Niblo Barracks	Army Active	Seoul	16	29,204	0	0	2	6,345	0	7	14.8
Pusan Storage Facility	Army Active	Pusan	57	381,781	0	0	0	0	0	66	138.8
Pyongtaek Cpx Area	Army Active	Pyong Taek	4	4,432	0	0	1	11,632	0	7,640	10.0
Retreat Center	Army Active	Seoul	16	25,746	0	0	0	0	0	5	12.5
Shinbuk Relay	Army Active	Camp Casey	5	5,024	0	0	0	0	0	13	10.7
Sungnam Golf Course	Army Active	Songnam	9	14,879	0	0	4	47,151	0	230	30.7
Swiss and Swed Camp Mac HQ	Army Active	Munsan	24	31,798	0	0	0	0	0	0	13.9

\* US Locations that do not meet criteria of at least ten (10) Acres AND at least \$10M PRV. US Territories and Non-US Locations that do not meet criteria of at least ten (10) Acres OR at least \$10M PRV.

**DEPARTMENT OF DEFENSE - Army**  
**Base Structure Report - As of 30 Sept 2017**

SITE	COMPONENT	NAME NEAREST CITY	BUILDINGS						ACRES OWNED	TOTAL SITE ACRES	TOTAL SITE PRV (\$M)
			OWNED		LEASED		OTHER				
			COUNT	SQFT	COUNT	SQFT	COUNT	SQFT			
Taegu Storage Area	Army Active	Taegu	9	49,962	0	0	0	0	0	2	10.6
Tango	Army Active	Songnam	34	181,828	0	0	11	78,706	0	241	113.8
Watkins Range	Army Active	Tong Du Chon	0	0	0	0	0	0	0	13	0.0
Yong Pyong	Army Active	Tong Du Chon	115	257,282	0	0	0	0	0	3,346	501.5
Yongsan Garrison	Army Active	Seoul	806	5,016,134	39	546,723	191	956,431	0	625	2,330.2
<b>* OTHER SITE(S) : 13</b>			50	66,948	0	0	1	5,228	6	41	43.9
<b>South Korea Total:</b>			<b>4,636</b>	<b>36,624,220</b>	<b>253</b>	<b>1,390,236</b>	<b>281</b>	<b>1,916,951</b>	<b>37</b>	<b>24,115</b>	<b>15,755.6</b>
<b>Turkey</b>											
Kurecik	Army Active	Malatya	0	0	0	0	9	27,507	0	0	12.3
<b>Turkey Total:</b>			<b>0</b>	<b>0</b>	<b>0</b>	<b>0</b>	<b>9</b>	<b>27,507</b>	<b>0</b>	<b>0</b>	<b>12.3</b>
<b>Overseas Total:</b>			<b>11,410</b>	<b>69,252,547</b>	<b>2,587</b>	<b>9,764,342</b>	<b>6,194</b>	<b>66,190,746</b>	<b>115</b>	<b>27,481</b>	<b>58,559.7</b>
<b>Worldwide Totals By Reporting Component:</b>			<b>83,523</b>	<b>746,426,831</b>	<b>3,029</b>	<b>17,078,082</b>	<b>52,087</b>	<b>247,759,410</b>	<b>5,693,971</b>	<b>13,699,399</b>	<b>451,610.7</b>

\* US Locations that do not meet criteria of at least ten (10) Acres AND at least \$10M PRV. US Territories and Non-US Locations that do not meet criteria of at least ten (10) Acres OR at least \$10M PRV.



**DEPARTMENT OF DEFENSE - Navy**  
**Base Structure Report - As of 30 Sept 2017**

SITE	COMPONENT	NAME NEAREST CITY	BUILDINGS						ACRES OWNED	TOTAL SITE ACRES	TOTAL SITE PRV (\$M)
			OWNED		LEASED		OTHER				
			COUNT	SQFT	COUNT	SQFT	COUNT	SQFT			
<b>Alabama</b>											
Barin Field	Navy Active	Foley	7	13,120	0	0	0	0	763	818	45.9
NOLF Brewton	Navy Active	Brewton	0	0	1	216	2	1,070	0	653	32.0
NOLF Evergreen	Navy Active	Evergreen	0	0	2	2,204	0	0	136	444	35.5
NOLF Silverhill	Navy Active	Daphne	2	1,443	0	0	0	0	400	400	29.7
NOLF Summerdale	Navy Active	Summerdale	2	1,043	0	0	0	0	565	567	31.7
NOLF Wolf	Navy Active	Summerdale	1	240	0	0	0	0	422	422	29.3
NOSC-MCRC Bessemer	Navy Reserve	Bessemer	9	74,409	0	0	0	0	16	16	19.1
* OTHER SITE(S) : 4			3	17,000	0	0	0	0	1	2	5.2
<b>Alabama Total:</b>			<b>24</b>	<b>107,255</b>	<b>3</b>	<b>2,420</b>	<b>2</b>	<b>1,070</b>	<b>2,303</b>	<b>3,321</b>	<b>228.4</b>
<b>Alaska</b>											
Kodiak	Navy Active	Kodiak	3	38,049	0	0	0	0	0	130	32.9
NARL Barrow Camp	Navy Active	Barrow	4	37,858	0	0	0	0	0	688	31.3
* OTHER SITE(S) : 2			4	25,060	0	0	0	0	0	5,631	66.1
<b>Alaska Total:</b>			<b>11</b>	<b>100,967</b>	<b>0</b>	<b>0</b>	<b>0</b>	<b>0</b>	<b>0</b>	<b>6,449</b>	<b>130.2</b>
<b>Arizona</b>											
NAVOBSSTA Flagstaff	Navy Active	Flagstaff	12	37,890	0	0	0	0	278	293	16.0
* OTHER SITE(S) : 1			12	49,220	0	0	0	0	9	9	14.6
<b>Arizona Total:</b>			<b>24</b>	<b>87,110</b>	<b>0</b>	<b>0</b>	<b>0</b>	<b>0</b>	<b>287</b>	<b>302</b>	<b>30.6</b>
<b>California</b>											
CSO Hunters Point Annex	Navy Active	San Francisco	125	2,656,775	0	0	0	0	844	844	3,114.2
CSO NAS Alameda	Navy Active	Alameda	67	2,049,598	0	0	0	0	1,602	1,602	1,274.3
CSO NS Treasure Island	Navy Active	San Francisco	42	283,130	1	30,000	0	0	182	184	408.9
CSO NSY Long Beach	Navy Active	Long Beach	15	26,064	0	0	0	0	246	251	124.6
CSO NSY Mare Island	Navy Active	Vallejo	98	946,614	0	0	0	0	860	860	457.5
Holtville Carrier LS	Navy Active	El Centro	0	0	0	0	0	0	0	128	31.6
Laguna Peak	Navy Active	Point Mugu	11	12,399	0	0	0	0	39	39	18.1
Long Beach Fuel Complex	Navy Active	Long Beach	7	8,305	0	0	0	0	11	11	122.1
NAF El Centro	Navy Active	El Centro	188	1,109,879	0	0	59	145,981	2,679	2,865	904.6
NAF El Centro Target 101	Navy Active	El Centro	1	7,546	0	0	0	0	4,005	19,231	35.6
NAS Lemoore	Navy Active	Fresno	263	3,608,142	0	0	987	3,414,901	18,355	29,408	3,187.3
Naval Medical Center San Diego	Navy Active	San Diego	21	2,104,568	0	0	4	11,771	76	77	1,301.7
NAVBASE Ventura City Point Mugu	Navy Active	Camarillo	1	9,728	0	0	242	445,446	52	52	92.5
NAVBASE Ventura City Point Mugu	Navy Active	Point Mugu	540	4,218,771	0	0	389	664,971	4,484	4,484	2,530.8
NAVPHIBASE Coronado	Navy Active	Coronado	133	2,098,746	0	0	221	941,667	1	263	1,107.8

\* US Locations that do not meet criteria of at least ten (10) Acres AND at least \$10M PRV. US Territories and Non-US Locations that do not meet criteria of at least ten (10) Acres OR at least \$10M PRV.

**DEPARTMENT OF DEFENSE - Navy**  
**Base Structure Report - As of 30 Sept 2017**

SITE	COMPONENT	NAME NEAREST CITY	BUILDINGS						ACRES OWNED	TOTAL SITE ACRES	TOTAL SITE PRV (\$M)
			OWNED		LEASED		OTHER				
			COUNT	SQFT	COUNT	SQFT	COUNT	SQFT			
NAVPHIBASE Seal Side	Navy Active	Coronado	41	584,962	0	0	0	0	903	903	214.0
NAVPMOSSP Mtn View	Navy Active	Mountain View	11	784,873	0	0	0	0	49	68	347.4
NAVSUPPDET Monterey	Navy Active	Monterey	61	1,390,718	0	0	6	12,156	136	137	652.4
NAVSUPPDET Monterey Dixon Transmitter Facility	Navy Active	Dixon	11	36,325	0	0	0	0	1,213	1,213	45.2
NAVSUPPDET Monterey La Mesa Village	Navy Active	Monterey	11	85,889	0	0	260	862,703	287	287	255.2
NAVSUPPDET Monterey Navy School Annex	Navy Active	Monterey	27	214,581	0	0	0	0	234	247	120.5
NAWS China Lake	Navy Active	China Lake	1,132	4,787,065	0	0	407	848,144	82,787	651,739	4,393.3
NAWS China Lake Harvey Field Area	Navy Active	China Lake	3	3,006	0	0	0	0	47	47	35.4
NAWS China LakeRandsburg Wash Area	Navy Active	Trona	56	158,123	0	0	0	0	4,541	469,729	208.1
NB Coronado	Navy Active	San Diego	570	9,436,611	0	0	62	150,778	2,802	2,804	5,485.1
NB Coronado Camp Michael Monsoor	Navy Active	Pine Valley	22	75,213	0	0	1	1,644	0	5,847	46.8
NB Coronado Camp Morena	Navy Active	Imperial Beach	0	0	0	0	24	59,879	0	62	25.0
NB Coronado Imperial Beach	Navy Active	Imperial Beach	57	490,724	0	0	25	302,261	1,199	1,293	440.9
NB Coronado Lofgren Terrace	Navy Active	Chula Vista	0	0	0	0	53	375,010	35	35	85.1
NB Coronado NF Survival Tng	Navy Active	Imperial Beach	25	42,731	0	0	0	0	0	12,544	25.5
NB Coronado Silver Strand	Navy Active	Imperial Beach	14	195,469	0	0	2	8,380	549	550	103.3
NB Point Loma	Navy Active	San Diego	124	1,058,732	0	0	27	77,954	1,210	1,218	743.9
NB Point Loma Admiral Hartman Housing 1	Navy Active	San Diego	0	0	0	0	92	150,991	46	46	58.4
NB Point Loma Admiral Hartman Housing 2	Navy Active	San Diego	0	0	0	0	56	90,881	54	54	19.8
NB Point Loma Admiral Hartman Housing 3	Navy Active	San Diego	0	0	0	0	288	488,696	54	54	106.4
NB Point Loma Chesterton Hsg	Navy Active	San Diego	1	6,863	0	0	435	810,657	144	144	206.3
NB Point Loma Fleet ASW	Navy Active	San Diego	45	1,109,724	0	0	0	0	66	66	482.1
NB Point Loma Fuel Farm	Navy Active	San Diego	30	68,907	0	0	2	5,106	206	206	286.3
NB Point Loma Gateway Village Hsg	Navy Active	San Diego	0	0	0	0	284	1,046,893	44	44	197.5
NB Point Loma Old Town	Navy Active	San Diego	11	1,490,408	0	0	0	0	47	47	465.8
NB Point Loma Old Town Site 2	Navy Active	San Diego	3	117,225	0	0	0	0	24	24	24.9
NB Point Loma Serra Mesa - Cabrillo	Navy Active	San Diego	1	4,901	0	0	308	1,498,988	111	111	330.9
NB Point Loma SPAWARS South	Navy Active	San Diego	12	24,534	0	0	2	12,114	38	38	11.0
NB San Diego	Navy Active	San Diego	174	2,693,682	0	0	0	0	986	996	3,013.8
NB San Diego Bayview Hills Housing	Navy Active	San Diego	1	5,500	0	0	199	1,622,259	162	162	371.8
NB San Diego Boat Storage	Navy Active	San Diego	1	7,812	0	0	0	0	29	29	795.4
NB San Diego Broadway Complex	Navy Active	San Diego	7	868,508	0	0	0	0	20	22	258.8

\* US Locations that do not meet criteria of at least ten (10) Acres AND at least \$10M PRV. US Territories and Non-US Locations that do not meet criteria of at least ten (10) Acres OR at least \$10M PRV.

**DEPARTMENT OF DEFENSE - Navy**  
**Base Structure Report - As of 30 Sept 2017**

SITE	COMPONENT	NAME NEAREST CITY	BUILDINGS						ACRES OWNED	TOTAL SITE ACRES	TOTAL SITE PRV (\$M)
			OWNED		LEASED		OTHER				
			COUNT	SQFT	COUNT	SQFT	COUNT	SQFT			
NB San Diego Chollas Heights Housing	Navy Active	San Diego	1	12,800	0	0	91	556,930	78	78	138.0
NB San Diego Dryside	Navy Active	San Diego	120	3,255,250	0	0	10	1,478,217	338	338	1,686.4
NB San Diego Eucalyptus Housing	Navy Active	San Diego	0	0	0	0	57	487,888	41	41	106.2
NB San Diego Home Terrace Condos	Navy Active	San Diego	0	0	0	0	20	120,542	10	10	27.0
NB San Diego Howard Gilmore	Navy Active	La Mesa	0	0	0	0	48	759,257	39	40	148.7
NB San Diego Mission Gorge	Navy Active	San Diego	16	31,536	0	0	0	0	448	448	39.5
NB San Diego Murphy Canyon	Navy Active	San Diego	5	43,087	0	0	1,136	4,671,572	734	734	1,169.6
NB San Diego Pomerado Terrace	Navy Active	San Diego	0	0	0	0	23	263,281	52	52	61.6
NB San Diego Terrace View Villas	Navy Active	San Diego	0	0	0	0	41	227,468	17	17	52.9
NORCO	Navy Active	Norco	55	478,603	0	0	0	0	279	281	210.4
Norwalk Fuel Complex	Navy Active	Norwalk	0	0	0	0	0	0	17	18	76.6
NOSC Alameda	Navy Reserve	Alameda	6	97,456	0	0	0	0	15	15	36.7
NOSC Sacramento	Navy Reserve	Sacramento	4	53,337	0	0	0	0	19	19	19.8
NS Long Beach	Navy Active	Long Beach	2	412	0	0	0	0	679	679	72.2
NWS Seal Beach	Navy Active	Seal Beach	267	1,878,865	0	0	44	462,265	4,822	4,852	1,067.5
NWS Seal Beach Det Concord	Navy Active	Concord	339	1,571,454	0	0	0	0	5,038	5,038	856.7
NWS Seal Beach Fallbrook	Navy Active	Fallbrook	265	967,098	0	0	0	0	8,852	8,852	592.3
Port Hueneme	Navy Active	Port Hueneme	449	6,054,399	0	0	210	749,701	1,675	1,741	2,787.4
San Clemente	Navy Active	San Clemente	226	603,975	0	0	6	6,231	36,206	36,206	711.0
San Nicolas Island	Navy Active	San Nicolas Island	126	389,794	0	0	4	44,116	13,370	13,370	550.2
San Pedro Fuel Depot	Navy Active	Los Angeles	27	35,407	0	0	0	0	342	344	214.7
Santa Cruz Island	Navy Active	Goleta	11	17,010	0	0	0	0	0	11	26.6
Sewage Evaporation Pon	Navy Active	Fresno	0	0	0	0	0	0	430	430	22.8
<b>* OTHER SITE(S) : 110</b>			564	4,818,189	8	603,202	168	1,034,397	14,302	61,717	2,046.1
<b>California Total:</b>			<b>6,446</b>	<b>65,192,023</b>	<b>9</b>	<b>633,202</b>	<b>6,293</b>	<b>24,912,096</b>	<b>219,261</b>	<b>1,346,394</b>	<b>47,288.6</b>

**Connecticut**

NAVSUBASE New London	Navy Active	Groton	205	3,201,000	0	0	14	23,187	686	687	1,556.1
NAVSUBASE New London Conning Towers	Navy Active	Groton	5	24,582	0	0	158	531,009	50	50	130.6
NAVSUBASE New London Dolphin Gardens	Navy Active	Groton	1	47,832	0	0	78	352,396	40	40	98.9
NAVSUBASE New London Nautilus Park 1st Inc	Navy Active	Groton	1	26,544	0	0	756	1,876,230	50	50	422.5
NAVSUBASE New London Nautilus Park 2nd Inc	Navy Active	Groton	0	0	0	0	277	749,329	142	142	176.2
NAVSUBASE New London Nautilus Park 3rd Inc	Navy Active	Groton	3	29,951	0	0	1	5,421	115	115	17.9

\* US Locations that do not meet criteria of at least ten (10) Acres AND at least \$10M PRV. US Territories and Non-US Locations that do not meet criteria of at least ten (10) Acres OR at least \$10M PRV.

**DEPARTMENT OF DEFENSE - Navy**  
**Base Structure Report - As of 30 Sept 2017**

SITE	COMPONENT	NAME NEAREST CITY	BUILDINGS						ACRES OWNED	TOTAL SITE ACRES	TOTAL SITE PRV (\$M)
			OWNED		LEASED		OTHER				
			COUNT	SQFT	COUNT	SQFT	COUNT	SQFT			
NAVSUBASE New London Polaris Park	Navy Active	Groton	3	10,944	0	0	63	601,471	52	52	136.6
NAVSUBASE New London Trident Park	Navy Active	Groton	1	400	0	0	82	505,371	85	86	123.7
* OTHER SITE(S) : 4			10	46,996	0	0	0	0	42	65	18.1
<b>Connecticut Total:</b>			<b>229</b>	<b>3,388,249</b>	<b>0</b>	<b>0</b>	<b>1,429</b>	<b>4,644,414</b>	<b>1,261</b>	<b>1,287</b>	<b>2,680.7</b>
<b><u>District of Columbia</u></b>											
Naval Observatory	Navy Active	Washington, DC	37	177,739	0	0	9	20,396	72	72	74.6
Naval Research Lab	Navy Active	Washington, DC	96	3,085,465	0	0	0	0	131	133	1,017.8
NS Anacostia	Navy Active	Washington, DC	205	4,708,524	0	0	190	287,496	676	1,027	1,817.3
NSA Washington	Navy Active	Washington, DC	68	3,329,444	0	0	41	180,707	78	78	1,380.7
* OTHER SITE(S) : 2			0	0	0	0	7	29,552	2	2	5.9
<b>District of Columbia Total:</b>			<b>406</b>	<b>11,301,172</b>	<b>0</b>	<b>0</b>	<b>247</b>	<b>518,151</b>	<b>959</b>	<b>1,311</b>	<b>4,296.3</b>
<b><u>Florida</u></b>											
Corry Station	Navy Active	Pensacola	128	2,158,919	0	0	108	573,979	674	674	912.0
Dania Beach (Lauderdale)	Navy Active	Dania	12	30,944	0	0	0	0	0	10	13.4
NAS Jacksonville	Navy Active	Jacksonville	429	8,777,638	1	1,656	145	626,976	3,843	3,882	3,313.4
NAS Key West	Navy Active	Key West	131	902,904	0	0	18	15,641	4,006	4,787	669.0
NAS Key West Dredgers Key-Sigsbee	Navy Active	Key West	47	333,900	0	0	240	1,123,282	352	352	283.9
NAS Key West Fleming Key Magazine	Navy Active	Key West	43	163,882	0	0	4	122,948	322	323	105.4
NAS Key West Truman Annex	Navy Active	Key West	39	381,031	0	0	40	121,108	159	233	190.4
NAS Key West Trumbo Point Annex	Navy Active	Key West	23	269,749	0	0	123	452,915	129	137	250.9
NAS Pensacola	Navy Active	Pensacola	376	6,699,402	0	0	203	2,306,119	2,296	5,809	3,064.4
NAS Whiting Field Milton	Navy Active	Milton	136	1,276,847	0	0	1	156	3,533	5,058	759.5
Naval Hospital Key West	Navy Active	Key West	4	75,532	0	0	7	10,823	15	15	33.9
NOLF Choctaw	Navy Active	Navarre	6	25,860	0	0	0	0	1,450	1,450	101.9
NOLF Holley	Navy Active	Navarre	1	1,024	0	0	0	0	698	698	69.1
NOLF Santa Rosa	Navy Active	Milton	2	1,517	0	0	0	0	738	738	53.6
NOLF Spencer	Navy Active	Pace	3	4,195	0	0	0	0	640	640	25.8
NOSC Miami	Navy Reserve	Hialeah	2	62,741	0	0	0	0	20	20	18.0
NOTU Cape Canaveral	Navy Active	Cape Canaveral	82	571,745	0	0	0	0	250	256	264.0
NS Mayport	Navy Active	Jacksonville	301	2,656,523	0	0	397	1,392,246	2,973	3,230	1,688.6
NS Mayport Commissary Site	Navy Active	Atlantic Beach	1	163,973	0	0	0	0	29	29	22.8
NS Mayport FISC	Navy Active	Jacksonville	28	39,826	0	0	0	0	169	186	100.8
NS Mayport Ribault Bay Village	Navy Active	Atlantic Beach	6	44,276	0	0	104	605,782	129	129	120.4
NSA Orlando	Navy Active	Orlando	12	308,067	2	55,430	1	70,749	41	42	134.4

\* US Locations that do not meet criteria of at least ten (10) Acres AND at least \$10M PRV. US Territories and Non-US Locations that do not meet criteria of at least ten (10) Acres OR at least \$10M PRV.

**DEPARTMENT OF DEFENSE - Navy**  
**Base Structure Report - As of 30 Sept 2017**

SITE	COMPONENT	NAME NEAREST CITY	BUILDINGS						ACRES OWNED	TOTAL SITE ACRES	TOTAL SITE PRV (\$M)
			OWNED		LEASED		OTHER				
			COUNT	SQFT	COUNT	SQFT	COUNT	SQFT			
NSA Panama City	Navy Active	Panama City	192	1,448,316	0	0	35	98,868	654	678	588.4
OLF Bronson	Navy Active	Pensacola	30	16,378	0	0	1	1,916	967	1,098	36.5
OLF Whitehouse	Navy Active	Jacksonville	6	8,907	0	0	1	4,590	1,907	5,227	47.4
Saufley Field	Navy Active	Pensacola	74	704,006	0	0	1	384	882	895	346.7
Whiting Pines	Navy Active	Milton	4	10,457	0	0	259	480,947	0	98	78.3
<b>* OTHER SITE(S) : 52</b>			138	1,048,046	27	519,784	15	129,566	5,075	23,425	513.3
<b>Florida Total:</b>			<b>2,256</b>	<b>28,186,605</b>	<b>30</b>	<b>576,870</b>	<b>1,703</b>	<b>8,138,995</b>	<b>31,949</b>	<b>60,118</b>	<b>13,806.4</b>
<b>Georgia</b>											
NAVSUBASE Kings Bay	Navy Active	Kings Bay	450	5,275,037	0	0	227	1,033,188	12,897	16,616	2,876.5
NOSC-MCRC Atlanta	Navy Reserve	Marietta	3	95,915	0	0	0	0	18	18	25.9
<b>* OTHER SITE(S) : 8</b>			33	137,912	1	7,710	1	3,172	78	82	42.3
<b>Georgia Total:</b>			<b>486</b>	<b>5,508,864</b>	<b>1</b>	<b>7,710</b>	<b>228</b>	<b>1,036,360</b>	<b>12,993</b>	<b>16,715</b>	<b>2,944.8</b>
<b>Guam</b>											
Agana	Navy Active	Agana	3	17,775	0	0	0	0	7	22	16.4
Andersen Administration Annex	Navy Active	Yigo	22	183,224	0	0	0	0	1,922	1,922	270.7
Andersen AFB	Navy Active	Yigo	1,383	6,317,887	0	0	0	0	16,045	16,117	8,633.0
Andersen Petrol Product Storage Annex 1	Navy Active	Yigo	0	0	0	0	0	0	19	19	0.0
Andersen Petrol Product Storage Annex 2	Navy Active	Yigo	1	14,446	0	0	0	0	24	24	45.9
Andersen Water Supply Annex	Navy Active	Yigo	4	778	0	0	0	0	8	37	1.6
Bulcart Trail	Navy Active	Agana	0	0	0	0	0	0	0	190	0.0
Dandan	Navy Active	Agana	5	25,834	0	0	0	0	59	78	24.3
GLUP 77 Apra	Navy Active	Apra	0	0	0	0	0	0	60	62	0.0
Harmon Substation	Navy Active	Dededo	0	0	0	0	0	0	4	15	0.0
Naval Hospital	Navy Active	Agana	57	580,072	0	0	0	0	120	138	701.3
NAVBASE Guam	Navy Active	Agana	896	5,682,991	0	0	1	9,019	3,938	4,227	6,601.0
NAVBASE Guam Apra Heights	Navy Active	Apra	134	638,257	0	0	0	0	70	73	468.0
NAVBASE Guam Barrigada	Navy Active	Barrigada	26	171,394	0	0	0	0	1,366	1,554	215.5
NAVBASE Guam Finegayan	Navy Active	Finegayan	277	1,048,235	0	0	0	0	2,416	2,473	957.8
NAVBASE Guam Finegayan, South	Navy Active	Finegayan	0	0	0	0	0	0	733	800	0.0
NAVBASE Guam Harmon	Navy Active	Dededo	3	2,548	0	0	0	0	3	152	23.1
NAVBASE Guam Magazine Reservoir, Naval Magazine	Navy Active	Santa Rita	0	0	0	0	0	0	10	13	0.0
NAVBASE Guam Marbo	Navy Active	Mangilao	4	3,948	0	0	0	0	0	104	14.0
NAVBASE Guam Naval Magazine	Navy Active	Santa Rita	209	687,714	0	0	0	0	8,650	8,777	1,205.8
NAVBASE Guam Talofof	Navy Active	Talofof	0	0	0	0	0	0	13	13	0.0
NAVBASE Guam Tiyan	Navy Active	Agana	2	1,495	0	0	0	0	0	24	1.1

\* US Locations that do not meet criteria of at least ten (10) Acres AND at least \$10M PRV. US Territories and Non-US Locations that do not meet criteria of at least ten (10) Acres OR at least \$10M PRV.

**DEPARTMENT OF DEFENSE - Navy**  
**Base Structure Report - As of 30 Sept 2017**

SITE	COMPONENT	NAME NEAREST CITY	BUILDINGS						ACRES OWNED	TOTAL SITE ACRES	TOTAL SITE PRV (\$M)
			OWNED		LEASED		OTHER				
			COUNT	SQFT	COUNT	SQFT	COUNT	SQFT			
NAVBASE Guam Water Treatment, Naval Magazine	Navy Active	Santa Rita	0	0	0	0	0	0	9	12	0.0
Nimitz Hill	Navy Active	Nimitz Hill	73	225,807	0	0	0	0	70	149	199.7
Santa Rosa Parcel B	Navy Active	Yigo	1	2,297	0	0	0	0	12	12	2.5
Sasa Valley	Navy Active	Piti	53	25,179	0	0	0	0	426	454	884.7
Tanguisson Point	Navy Active	Dededo	1	29,205	0	0	0	0	27	59	160.3
Tenjo Vista	Navy Active	Piti	10	3,055	0	0	0	0	230	235	94.0
WAR DOG CEMETERY	Navy Active	Yigo	0	0	0	0	0	0	31	31	0.0
<b>* OTHER SITE(S) : 19</b>			7	5,193	0	0	0	0	33	53	19.1
<b>Guam Total:</b>			<b>3,171</b>	<b>15,667,334</b>	<b>0</b>	<b>0</b>	<b>1</b>	<b>9,019</b>	<b>36,306</b>	<b>37,838</b>	<b>20,539.7</b>
<b>Hawaii</b>											
AF Facilities Hawaii	Navy Active	Kekaha	3	31,156	0	0	0	0	11	11	22.0
Aiea	Navy Active	Aiea	21	41,281	0	0	233	678,671	92	93	339.2
Camp Stover	Navy Active	Wahiawa	1	169	0	0	60	316,502	35	35	136.1
CSO Barbers Point	Navy Active	Barbers Point	0	0	0	0	0	0	678	678	169.6
Ewa	Navy Active	Ewa Beach	218	874,550	0	0	0	0	2,309	2,323	981.1
Ford Island	Navy Active	Ford Island	103	1,437,990	0	0	294	1,062,276	445	445	2,272.8
Halawa Housing	Navy Active	Aiea	5	1,603	0	0	22	117,216	21	25	56.1
Halawa Water Stg Tanks	Navy Active	Pearl Harbor	0	0	0	0	0	0	12	13	49.9
Hale Keiki	Navy Active	Pearl Harbor	7	26,239	0	0	0	0	11	13	18.8
Hickam	Navy Active	Hickam	7	28,367	0	0	0	0	399	411	33.6
Hickam Petrol Strg Ann	Navy Active	Pearl Harbor	6	7,247	0	0	0	0	35	96	359.3
Honolulu	Navy Active	Pearl Harbor	167	1,644,084	1	55,427	1,794	6,534,616	1,053	1,058	3,940.5
Kalaeloa	Navy Active	Barbers Point	148	924,346	1	12,853	0	0	163	164	710.6
Kamokala Ridge	Navy Active	Kekaha	13	27,410	0	0	0	0	0	267	36.0
Makaha Ridge	Navy Active	Kokee	16	29,949	0	0	0	0	0	243	39.8
Manana Housing/Pw Area	Navy Active	Pearl City	1	775	0	0	50	124,809	23	23	58.2
NS Pearl Harbor	Navy Active	Pearl Harbor	941	13,672,726	0	0	338	1,423,434	6,129	6,178	17,658.2
PACMISRANFAC Hawaiian Area	Navy Active	Kekaha	222	566,892	0	0	41	79,920	1,924	17,445	946.5
Pearl City	Navy Active	Pearl City	35	282,291	0	0	252	978,603	625	629	818.7
Red Hill Tank Site	Navy Active	Honolulu	12	12,544	0	0	0	0	249	256	709.8
Wahiawa	Navy Active	Wahiawa	114	807,684	0	0	103	449,909	689	712	975.9
Waianae	Navy Active	Lualualei	375	1,021,242	0	0	0	0	9,228	9,228	1,084.5
Waiawa Well Site	Navy Active	Pearl City	3	1,250	0	0	0	0	75	85	11.8
Waipahu	Navy Active	Waipahu	19	36,179	0	0	0	0	1,454	1,456	255.2
<b>* OTHER SITE(S) : 60</b>			21	39,696	1	11,399	10	18,424	5,343	11,520	1,140.1
<b>Hawaii Total:</b>			<b>2,458</b>	<b>21,515,670</b>	<b>3</b>	<b>79,679</b>	<b>3,197</b>	<b>11,784,380</b>	<b>31,003</b>	<b>53,407</b>	<b>32,824.2</b>

\* US Locations that do not meet criteria of at least ten (10) Acres AND at least \$10M PRV. US Territories and Non-US Locations that do not meet criteria of at least ten (10) Acres OR at least \$10M PRV.

**DEPARTMENT OF DEFENSE - Navy**  
**Base Structure Report - As of 30 Sept 2017**

SITE	COMPONENT	NAME NEAREST CITY	BUILDINGS						ACRES OWNED	TOTAL SITE ACRES	TOTAL SITE PRV (\$M)
			OWNED		LEASED		OTHER				
			COUNT	SQFT	COUNT	SQFT	COUNT	SQFT			
<b>Idaho</b>											
Bayview Idaho	Navy Active	Bayview	10	60,753	0	0	0	0	22	22	31.6
* OTHER SITE(S) : 4			10	52,577	0	0	0	0	8	12	13.6
		<b>Idaho Total:</b>	<b>20</b>	<b>113,330</b>	<b>0</b>	<b>0</b>	<b>0</b>	<b>0</b>	<b>30</b>	<b>34</b>	<b>45.3</b>
<b>Illinois</b>											
Fort Sheridan	Navy Active	Highland Park	2	1,938	0	0	272	1,043,894	119	130	270.0
GL Camp JPJ	Navy Active	Great Lakes	9	1,338,960	0	0	0	0	0	53	491.8
GL Camp Porter	Navy Active	Great Lakes	34	1,782,619	0	0	0	0	0	11	799.1
GL Forrestal Village	Navy Active	Great Lakes	51	936,597	1	34,284	623	1,725,365	482	482	749.4
GL Lovell FHCC	Navy Active	North Chicago	3	220,540	0	0	0	0	0	22	129.1
Glenview	Navy Active	Glenview	1	13,876	0	0	118	697,184	26	32	173.0
NS Great Lakes	Navy Active	Great Lakes	172	5,286,654	0	0	29	148,190	1,143	1,148	2,509.7
* OTHER SITE(S) : 7			41	1,159,743	0	0	447	927,666	11	12	689.5
		<b>Illinois Total:</b>	<b>313</b>	<b>10,740,927</b>	<b>1</b>	<b>34,284</b>	<b>1,489</b>	<b>4,542,299</b>	<b>1,780</b>	<b>1,890</b>	<b>5,811.6</b>
<b>Indiana</b>											
NSA Crane	Navy Active	Crane	2,386	11,475,578	0	0	38	74,608	62,433	62,435	4,882.2
* OTHER SITE(S) : 2			3	7,336	1	6,145	0	0	461	825	8.4
		<b>Indiana Total:</b>	<b>2,389</b>	<b>11,482,914</b>	<b>1</b>	<b>6,145</b>	<b>38</b>	<b>74,608</b>	<b>62,894</b>	<b>63,260</b>	<b>4,890.6</b>
<b>Iowa</b>											
* OTHER SITE(S) : 1			1	47,249	0	0	0	0	4	4	14.0
		<b>Iowa Total:</b>	<b>1</b>	<b>47,249</b>	<b>0</b>	<b>0</b>	<b>0</b>	<b>0</b>	<b>4</b>	<b>4</b>	<b>14.0</b>
<b>Kansas</b>											
* OTHER SITE(S) : 1			3	39,812	0	0	0	0	8	8	10.6
		<b>Kansas Total:</b>	<b>3</b>	<b>39,812</b>	<b>0</b>	<b>0</b>	<b>0</b>	<b>0</b>	<b>8</b>	<b>8</b>	<b>10.6</b>
<b>Kentucky</b>											
* OTHER SITE(S) : 1			5	35,972	0	0	0	0	5	5	9.0
		<b>Kentucky Total:</b>	<b>5</b>	<b>35,972</b>	<b>0</b>	<b>0</b>	<b>0</b>	<b>0</b>	<b>5</b>	<b>5</b>	<b>9.0</b>
<b>Louisiana</b>											
NAS JRB New Orleans	Navy Active	Belle Chasse	219	2,197,027	0	0	631	1,825,613	5,009	5,210	1,265.1
West Bank	Navy Active	New Orleans	0	0	0	0	62	309,288	61	61	60.7

\* US Locations that do not meet criteria of at least ten (10) Acres AND at least \$10M PRV. US Territories and Non-US Locations that do not meet criteria of at least ten (10) Acres OR at least \$10M PRV.

**DEPARTMENT OF DEFENSE - Navy**  
**Base Structure Report - As of 30 Sept 2017**

SITE	COMPONENT	NAME NEAREST CITY	BUILDINGS						ACRES OWNED	TOTAL SITE ACRES	TOTAL SITE PRV (\$M)
			OWNED		LEASED		OTHER				
			COUNT	SQFT	COUNT	SQFT	COUNT	SQFT			
* OTHER SITE(S) : 5			15	62,723	2	215,668	2	12,350	15	15	91.0
<b>Louisiana Total:</b>			<b>234</b>	<b>2,259,750</b>	<b>2</b>	<b>215,668</b>	<b>695</b>	<b>2,147,251</b>	<b>5,085</b>	<b>5,287</b>	<b>1,416.8</b>
<b>Maine</b>											
NAS Brunswick	Navy Active	Brunswick	22	260,019	0	0	0	0	522	539	124.6
NAS Portsmouth NCTS Cutler VLF Area	Navy Active	Cutler	44	132,539	0	0	0	0	2,805	2,805	104.2
NAS Portsmouth Redington Township	Navy Active	Rangeley	75	52,408	0	0	0	0	12,468	12,468	22.9
NSY Portsmouth	Navy Active	Kittery	252	4,046,907	0	0	70	369,743	309	309	1,925.7
* OTHER SITE(S) : 6			45	59,550	0	0	0	0	287	292	24.4
<b>Maine Total:</b>			<b>438</b>	<b>4,551,423</b>	<b>0</b>	<b>0</b>	<b>70</b>	<b>369,743</b>	<b>16,391</b>	<b>16,413</b>	<b>2,201.9</b>
<b>Maryland</b>											
Blossom Point MD	Navy Active	La Plata	22	74,839	0	0	0	0	265	265	21.4
Glenn Forest	Navy Active	Lexington Park	0	0	0	0	58	438,608	139	139	87.1
NAS Patuxent River	Navy Active	Patuxent River	505	7,006,834	0	0	175	739,783	6,398	6,398	3,409.2
National Naval Medical Center	Navy Active	Bethesda	86	4,866,178	0	0	5	22,983	242	243	2,360.2
Naval Academy North Severn	Navy Active	Annapolis	83	953,648	0	0	43	237,262	806	806	395.4
NMIC Suitland	Navy Active	Suitland	8	822,021	0	0	0	0	42	42	306.3
NSA Annapolis	Navy Active	Annapolis	63	4,126,920	0	0	47	233,704	286	286	1,689.9
NSA Annapolis Chesapeake Bay Detach	Navy Active	Chesapeake Beach	49	177,103	0	0	0	0	168	168	83.2
NSA Annapolis Gambrills	Navy Active	Annapolis	63	112,000	0	0	0	0	856	856	18.4
NSA South Potomac Stump Neck Area	Navy Active	Indian Head	83	337,957	0	0	0	0	1,087	1,087	147.3
NSWC Carderock	Navy Active	Bethesda	79	1,890,780	0	0	0	0	186	186	575.9
NSWC Indian Head	Navy Active	Indian Head	900	3,518,834	0	0	117	370,142	1,959	1,959	1,534.6
Solomons Island	Navy Active	Solomons	105	279,910	0	0	1	5,340	295	295	104.7
Upper Yard Annapolis	Navy Active	Annapolis	52	574,846	0	0	57	417,258	69	69	339.1
Webster Field	Navy Active	Saint Inigoes	69	601,101	0	0	1	190	968	968	215.4
* OTHER SITE(S) : 31			40	104,530	9	123,560	1	97	6,410	7,080	83.4
<b>Maryland Total:</b>			<b>2,207</b>	<b>25,447,501</b>	<b>9</b>	<b>123,560</b>	<b>505</b>	<b>2,465,367</b>	<b>20,178</b>	<b>20,849</b>	<b>11,371.6</b>
<b>Massachusetts</b>											
CSO NAS South Weymouth	Navy Active	Weymouth	25	300,840	0	0	0	0	113	113	273.4
CSO NAS South Weymouth Squantum Housing	Navy Active	Weymouth	38	107,962	0	0	0	0	28	28	22.6
Fort Dawes	Navy Active	Weymouth	5	38,582	0	0	0	0	77	77	12.4

\* US Locations that do not meet criteria of at least ten (10) Acres AND at least \$10M PRV. US Territories and Non-US Locations that do not meet criteria of at least ten (10) Acres OR at least \$10M PRV.



**DEPARTMENT OF DEFENSE - Navy**  
**Base Structure Report - As of 30 Sept 2017**

SITE	COMPONENT	NAME NEAREST CITY	BUILDINGS						ACRES OWNED	TOTAL SITE ACRES	TOTAL SITE PRV (\$M)
			OWNED		LEASED		OTHER				
			COUNT	SQFT	COUNT	SQFT	COUNT	SQFT			
NIROP Pittsfield	Navy Active	Pittsfield	7	827,949	0	0	0	0	30	30	213.4
NWIRP Bedford	Navy Active	Bedford	9	276,796	0	0	0	0	46	79	130.3
* OTHER SITE(S) : 4			5	61,680	0	0	10	123,660	6	7	86.3
<b>Massachusetts Total:</b>			<b>89</b>	<b>1,613,809</b>	<b>0</b>	<b>0</b>	<b>10</b>	<b>123,660</b>	<b>301</b>	<b>335</b>	<b>738.5</b>
<b>Michigan</b>											
* OTHER SITE(S) : 2			4	48,128	2	59,855	0	0	3	11	33.9
<b>Michigan Total:</b>			<b>4</b>	<b>48,128</b>	<b>2</b>	<b>59,855</b>	<b>0</b>	<b>0</b>	<b>3</b>	<b>11</b>	<b>33.9</b>
<b>Minnesota</b>											
NOSC Minneapolis	Navy Reserve	Minneapolis	1	105,977	0	0	0	0	12	12	40.5
* OTHER SITE(S) : 1			0	0	0	0	0	0	83	88	0.0
<b>Minnesota Total:</b>			<b>1</b>	<b>105,977</b>	<b>0</b>	<b>0</b>	<b>0</b>	<b>0</b>	<b>94</b>	<b>100</b>	<b>40.5</b>
<b>Mississippi</b>											
Camp Keller (De Soto)	Navy Active	Biloxi	13	21,062	0	0	0	0	0	2,483	24.3
CBC Gulfport	Navy Active	Gulfport	180	4,534,307	0	0	256	837,614	1,094	1,098	1,388.0
CBC Gulfport Lakeside Housing	Navy Active	Pascagoula	7	193,860	0	0	0	0	33	33	50.1
NAS Meridian	Navy Active	Meridian	142	1,569,479	0	0	178	341,198	8,061	8,065	854.0
OLF Bravo	Navy Active	Preston	7	13,363	0	0	0	0	1,255	1,463	53.9
* OTHER SITE(S) : 10			10	128,824	1	1,364	88	1,194,799	3,981	6,246	414.6
<b>Mississippi Total:</b>			<b>359</b>	<b>6,460,895</b>	<b>1</b>	<b>1,364</b>	<b>522</b>	<b>2,373,611</b>	<b>14,424</b>	<b>19,389</b>	<b>2,784.8</b>
<b>Missouri</b>											
NOSC Kansas City	Navy Reserve	Kansas City	2	51,948	0	0	0	0	0	10	14.3
* OTHER SITE(S) : 2			4	81,178	0	0	0	0	9	9	22.6
<b>Missouri Total:</b>			<b>6</b>	<b>133,126</b>	<b>0</b>	<b>0</b>	<b>0</b>	<b>0</b>	<b>9</b>	<b>19</b>	<b>37.0</b>
<b>Montana</b>											
* OTHER SITE(S) : 2			1	17,314	0	0	1	16,180	0	5	9.6
<b>Montana Total:</b>			<b>1</b>	<b>17,314</b>	<b>0</b>	<b>0</b>	<b>1</b>	<b>16,180</b>	<b>0</b>	<b>5</b>	<b>9.6</b>
<b>Nevada</b>											
NAS Fallon	Navy Active	Fallon	305	2,036,358	0	0	130	210,989	14,385	22,511	1,439.6
NAS Fallon EW Range Fac	Navy Active	Fallon	9	39,471	0	0	2	1,664	16	1,760	64.7
NAS Fallon Target B-16	Navy Active	Fallon	0	0	0	0	1	480	0	27,306	23.2

\* US Locations that do not meet criteria of at least ten (10) Acres AND at least \$10M PRV. US Territories and Non-US Locations that do not meet criteria of at least ten (10) Acres OR at least \$10M PRV.

**DEPARTMENT OF DEFENSE - Navy**  
**Base Structure Report - As of 30 Sept 2017**

SITE	COMPONENT	NAME NEAREST CITY	BUILDINGS						ACRES OWNED	TOTAL SITE ACRES	TOTAL SITE PRV (\$M)
			OWNED		LEASED		OTHER				
			COUNT	SQFT	COUNT	SQFT	COUNT	SQFT			
NAS Fallon Target B-17	Navy Active	Fallon	3	4,544	0	0	0	0	0	53,000	30.7
NAS Fallon Target B-19	Navy Active	Fallon	6	3,080	0	0	1	2,800	0	29,276	26.1
NAS Fallon Target B-20	Navy Active	Fallon	3	554	0	0	0	0	19,429	41,180	24.0
* OTHER SITE(S) : 17			11	39,636	0	0	3	440	10,697	81,785	27.4
<b>Nevada Total:</b>			<b>337</b>	<b>2,123,643</b>	<b>0</b>	<b>0</b>	<b>137</b>	<b>216,373</b>	<b>44,528</b>	<b>256,818</b>	<b>1,635.7</b>
<b><u>New Jersey</u></b>											
AEGIS Moorestown	Navy Active	Moorestown	3	146,943	0	0	0	0	0	14	67.4
NWS Earle	Navy Active	Colts Neck	353	1,627,404	0	0	88	359,779	11,146	11,146	1,106.9
Waterfront Earle	Navy Active	Colts Neck	39	246,712	0	0	0	0	705	705	510.6
* OTHER SITE(S) : 3			6	2,994	0	0	0	0	0	0	117.7
<b>New Jersey Total:</b>			<b>401</b>	<b>2,024,053</b>	<b>0</b>	<b>0</b>	<b>88</b>	<b>359,779</b>	<b>11,851</b>	<b>11,865</b>	<b>1,802.6</b>
<b><u>New York</u></b>											
Housing Ballston	Navy Active	Saratoga Springs	0	0	0	0	60	156,565	31	31	30.0
Naval Support Unit Saratoga Springs	Navy Active	Saratoga Springs	8	50,932	0	0	21	147,125	39	61	50.8
NAVSUBASE New London Mitchel Field	Navy Active	Hempstead	4	68,728	0	0	93	365,213	45	45	91.5
NAVSUBASE New London Mitchel Manor 1	Navy Active	Hempstead	0	0	0	0	37	621,441	30	30	128.5
NAVSUBASE New London Mitchel Manor 2	Navy Active	East Meadow	0	0	0	0	9	143,094	37	37	39.6
NOSC Rochester	Navy Reserve	Rochester	2	53,138	1	1,095	0	0	10	10	18.6
* OTHER SITE(S) : 12			36	376,400	2	21,861	0	0	594	599	187.7
<b>New York Total:</b>			<b>50</b>	<b>549,198</b>	<b>3</b>	<b>22,956</b>	<b>220</b>	<b>1,433,438</b>	<b>786</b>	<b>812</b>	<b>546.7</b>
<b><u>North Carolina</u></b>											
NOSC Greensboro NC	Navy Reserve	Greensboro	5	79,113	0	0	0	0	10	10	20.8
* OTHER SITE(S) : 13			9	109,033	0	0	0	0	1,226	1,331	30.2
<b>North Carolina Total:</b>			<b>14</b>	<b>188,146</b>	<b>0</b>	<b>0</b>	<b>0</b>	<b>0</b>	<b>1,237</b>	<b>1,342</b>	<b>51.0</b>
<b><u>North Dakota</u></b>											
* OTHER SITE(S) : 2			6	15,628	0	0	0	0	2	836	9.5
<b>North Dakota Total:</b>			<b>6</b>	<b>15,628</b>	<b>0</b>	<b>0</b>	<b>0</b>	<b>0</b>	<b>2</b>	<b>836</b>	<b>9.5</b>
<b><u>Northern Mariana Islands</u></b>											
American Memorial Park	Navy Active	Saipan	0	0	0	0	0	0	0	133	0.0

\* US Locations that do not meet criteria of at least ten (10) Acres AND at least \$10M PRV. US Territories and Non-US Locations that do not meet criteria of at least ten (10) Acres OR at least \$10M PRV.

**DEPARTMENT OF DEFENSE - Navy**  
**Base Structure Report - As of 30 Sept 2017**

SITE	COMPONENT	NAME NEAREST CITY	BUILDINGS						ACRES OWNED	TOTAL SITE ACRES	TOTAL SITE PRV (\$M)
			OWNED		LEASED		OTHER				
			COUNT	SQFT	COUNT	SQFT	COUNT	SQFT			
Farrallon De Medinilla	Navy Active	Saipan	0	0	0	0	0	0	206	0.0	
NAVBASE Guam Tinian	Navy Active	Tinian	0	0	0	0	0	0	15,119	1.0	
* OTHER SITE(S) : 1			0	0	0	0	0	0	5	0.0	
<b>Northern Mariana Islands Total:</b>			<b>0</b>	<b>0</b>	<b>0</b>	<b>0</b>	<b>0</b>	<b>0</b>	<b>15,463</b>	<b>1.0</b>	
<b>Ohio</b>											
Bratenahl	Navy Active	Cleveland	11	77,147	0	0	0	0	27	31	27.5
NOSC Columbus	Navy Reserve	Columbus	8	136,503	0	0	0	0	24	42	35.1
NOSC Toledo	Navy Reserve	Toledo	3	53,341	0	0	0	0	14	14	17.4
* OTHER SITE(S) : 1			0	0	7	48,590	0	0	0	7	12.9
<b>Ohio Total:</b>			<b>22</b>	<b>266,991</b>	<b>7</b>	<b>48,590</b>	<b>0</b>	<b>0</b>	<b>66</b>	<b>94</b>	<b>92.8</b>
<b>Oklahoma</b>											
* OTHER SITE(S) : 1			0	0	1	3,714	0	0	0	0	1.1
<b>Oklahoma Total:</b>			<b>0</b>	<b>0</b>	<b>1</b>	<b>3,714</b>	<b>0</b>	<b>0</b>	<b>0</b>	<b>0</b>	<b>1.1</b>
<b>Oregon</b>											
NOSC Portland	Navy Active	Portland	9	77,611	0	0	0	0	14	14	29.9
NWS Training Facility Boardman	Navy Active	Boardman	3	6,069	0	0	0	0	19,223	62,871	63.5
* OTHER SITE(S) : 2			3	9,828	0	0	1	9,470	0	39	7.9
<b>Oregon Total:</b>			<b>15</b>	<b>93,508</b>	<b>0</b>	<b>0</b>	<b>1</b>	<b>9,470</b>	<b>19,237</b>	<b>62,924</b>	<b>101.3</b>
<b>Pennsylvania</b>											
NAS JRB Willow Grove	Navy Active	Willow Grove	94	973,834	0	0	0	0	790	873	507.2
NOSC Mc Lehigh Valley	Navy Reserve	Bethlehem	7	65,212	0	0	0	0	19	19	19.5
NOSC Pittsburgh	Navy Reserve	Pittsburgh	4	66,135	0	0	0	0	13	13	21.5
NSA Mechanicsburg	Navy Active	Mechanicsburg	100	7,779,243	2	1,400	32	151,460	818	819	1,750.9
NSA Mechanicsburg Det Philadelphia	Navy Active	Philadelphia	27	2,226,398	0	0	0	0	134	134	815.8
NSA Mechanicsburg Det Philadelphia Annex PNBC	Navy Active	Philadelphia	49	2,287,308	0	0	0	0	262	262	1,212.6
* OTHER SITE(S) : 6			56	579,885	0	0	0	0	24	39	164.5
<b>Pennsylvania Total:</b>			<b>337</b>	<b>13,978,015</b>	<b>2</b>	<b>1,400</b>	<b>32</b>	<b>151,460</b>	<b>2,060</b>	<b>2,159</b>	<b>4,492.0</b>
<b>Puerto Rico</b>											
Cabeza De Perro	Navy Active	Ceiba, Ceiba	0	0	0	0	0	0	29	29	0.0
Fort Allen	Navy Active	Juana Diaz	2	8,067	0	0	0	0	0	117	2.5

\* US Locations that do not meet criteria of at least ten (10) Acres AND at least \$10M PRV. US Territories and Non-US Locations that do not meet criteria of at least ten (10) Acres OR at least \$10M PRV.

**DEPARTMENT OF DEFENSE - Navy**  
**Base Structure Report - As of 30 Sept 2017**

SITE	COMPONENT	NAME NEAREST CITY	BUILDINGS						ACRES OWNED	TOTAL SITE ACRES	TOTAL SITE PRV (\$M)
			OWNED		LEASED		OTHER				
			COUNT	SQFT	COUNT	SQFT	COUNT	SQFT			
Low Frequency Transmitter Site Aguada	Navy Active	Aguada	4	15,665	0	0	0	0	388	388	12.7
Mount Pirata	Navy Active	Vieques, Vieques	1	330	0	0	0	0	59	59	1.2
NSGA Sabana Seca	Navy Active	Sabana Seca, Manati	119	368,241	0	0	0	0	2,778	2,927	168.8
Pico Del Este - AFWTF	Navy Active	Naguabo	10	21,535	0	0	0	0	0	83	14.2
Pineros Island	Navy Active	Ceiba, Ceiba	0	0	0	0	0	0	325	325	0.0
Vieques West	Navy Active	Vieques, Vieques	2	8,031	0	0	0	0	373	386	4.0
* OTHER SITE(S) : 1			5	18,027	0	0	0	0	0	0	5.4
<b>Puerto Rico Total:</b>			<b>143</b>	<b>439,896</b>	<b>0</b>	<b>0</b>	<b>0</b>	<b>0</b>	<b>3,953</b>	<b>4,315</b>	<b>208.8</b>
<b>Rhode Island</b>											
Fort Adams	Navy Active	Newport	20	97,544	0	0	22	163,788	24	24	63.7
Gould Island	Navy Active	Jamestown	1	28,369	0	0	0	0	13	13	39.2
NS Newport	Navy Active	Newport	284	5,666,590	0	0	109	433,821	1,336	1,338	2,600.9
NS Newport Melville	Navy Active	Portsmouth	37	73,215	0	0	0	0	18	18	105.7
* OTHER SITE(S) : 7			550	2,237,126	0	0	55	260,676	163	163	619.5
<b>Rhode Island Total:</b>			<b>892</b>	<b>8,102,844</b>	<b>0</b>	<b>0</b>	<b>186</b>	<b>858,285</b>	<b>1,554</b>	<b>1,555</b>	<b>3,428.9</b>
<b>South Carolina</b>											
NAV Hospital Beaufort	Navy Active	Beaufort	23	379,599	0	0	33	90,213	126	127	218.7
* OTHER SITE(S) : 3			19	129,474	1	6,099	1	23,890	6	10	42.8
<b>South Carolina Total:</b>			<b>42</b>	<b>509,073</b>	<b>1</b>	<b>6,099</b>	<b>34</b>	<b>114,103</b>	<b>132</b>	<b>137</b>	<b>261.5</b>
<b>Tennessee</b>											
Northside Mid-South	Navy Active	Millington	54	361,461	1	3,724	5	11,704	340	340	132.8
NOSC Knoxville	Navy Reserve	Millington	1	46,476	0	0	0	0	11	11	11.7
NSA Midsouth Memphis	Navy Active	Millington	86	2,256,484	0	0	366	768,791	1,119	1,126	835.4
NSWC Carderock Div	Navy Active	Memphis	4	494,126	0	0	0	0	61	140	83.0
* OTHER SITE(S) : 4			11	56,066	0	0	3	10,701	21	30	19.5
<b>Tennessee Total:</b>			<b>156</b>	<b>3,214,613</b>	<b>1</b>	<b>3,724</b>	<b>374</b>	<b>791,196</b>	<b>1,551</b>	<b>1,646</b>	<b>1,082.4</b>
<b>Texas</b>											
ALF Cabaniss	Navy Active	Corpus Christi	3	5,520	0	0	0	0	931	953	60.7
ALF Orange	Navy Active	Orange Grove	18	17,851	0	0	0	0	1,590	1,596	127.8
ALF Waldron	Navy Active	Corpus Christi	2	4,000	0	0	2	592	901	903	81.9
Dixie Target Range	Navy Active	Seven Sisters	9	20,626	0	0	0	0	6,761	7,825	59.4
Nalf Goliad	Navy Active	Berclair	4	12,762	0	0	0	0	1,136	1,136	91.4
NAS Corpus Christi	Navy Active	Corpus Christi	296	5,395,668	1	450	160	623,037	2,625	2,630	1,978.3

\* US Locations that do not meet criteria of at least ten (10) Acres AND at least \$10M PRV. US Territories and Non-US Locations that do not meet criteria of at least ten (10) Acres OR at least \$10M PRV.

**DEPARTMENT OF DEFENSE - Navy**  
**Base Structure Report - As of 30 Sept 2017**

SITE	COMPONENT	NAME NEAREST CITY	BUILDINGS						ACRES OWNED	TOTAL SITE ACRES	TOTAL SITE PRV (\$M)
			OWNED		LEASED		OTHER				
			COUNT	SQFT	COUNT	SQFT	COUNT	SQFT			
NAS JRB Fort Worth	Navy Active	Fort Worth	284	3,236,642	0	0	148	149,302	2,081	2,342	1,222.3
NAS Kingsville	Navy Active	Kingsville	142	1,120,144	0	0	1	143	3,299	3,987	683.4
NOSC Harlingen	Navy Reserve	Harlingen	3	63,683	0	0	0	0	0	15	16.5
NOSC San Antonio	Navy Reserve	San Antonio	9	774,539	0	0	0	0	14	14	200.9
NOSC-MCRC El Paso	Navy Reserve	El Paso	4	41,390	0	0	0	0	0	14	12.0
Yankee Target Range	Navy Active	Tilden	3	4,917	0	0	0	0	2	2,808	37.9
* OTHER SITE(S) : 23			22	112,900	8	295,669	7	58,976	258	399	117.2
<b>Texas Total:</b>			<b>799</b>	<b>10,810,642</b>	<b>9</b>	<b>296,119</b>	<b>318</b>	<b>832,050</b>	<b>19,599</b>	<b>24,621</b>	<b>4,689.7</b>
<b>Utah</b>											
NAVSUPPET Monterey Det	Navy Active	Magna	119	372,194	0	0	0	0	512	512	160.6
<b>Utah Total:</b>			<b>119</b>	<b>372,194</b>	<b>0</b>	<b>0</b>	<b>0</b>	<b>0</b>	<b>512</b>	<b>512</b>	<b>160.6</b>
<b>Vermont</b>											
* OTHER SITE(S) : 1			1	19,616	0	0	0	0	5	5	5.7
<b>Vermont Total:</b>			<b>1</b>	<b>19,616</b>	<b>0</b>	<b>0</b>	<b>0</b>	<b>0</b>	<b>5</b>	<b>5</b>	<b>5.7</b>
<b>Virgin Islands</b>											
* OTHER SITE(S) : 1			0	0	0	0	0	0	0	0	0.2
<b>Virgin Islands Total:</b>			<b>0</b>	<b>0</b>	<b>0</b>	<b>0</b>	<b>0</b>	<b>0</b>	<b>0</b>	<b>0</b>	<b>0.2</b>
<b>Virginia</b>											
ALF Ftentress Chesapeake	Navy Active	Virginia Beach	11	20,881	0	0	0	0	2,527	2,741	83.9
Arlington Service Center	Navy Active	Arlington	10	260,428	0	0	4	8,256	18	31	94.0
Cheatham Annex	Navy Active	Williamsburg	203	3,265,396	0	0	0	0	1,567	2,360	774.8
Craney Island	Navy Active	Portsmouth	31	62,683	0	0	0	0	916	937	376.7
Elizabeth River Channel	Navy Active	Norfolk	5	13,779	0	0	0	0	0	11	45.8
Fort Story	Navy Active	Virginia Beach	252	1,274,128	0	0	87	456,946	1,450	1,452	558.6
NAS Oceana	Navy Active	Virginia Beach	285	3,805,668	0	0	59	115,688	776	1,087	1,776.9
NAS Oceana Dam Neck	Navy Active	Virginia Beach	173	3,348,424	1	1,511	101	904,205	1,913	1,915	1,356.2
NAS Oceana Midway Manor	Navy Active	Virginia Beach	2	5,770	0	0	285	1,536,166	97	100	277.2
NAS Oceana Oceana/Booth (Moore)	Navy Active	Virginia Beach	1	112,044	0	0	0	0	3,049	3,049	17.6
Naval Medical Center Portsmouth	Navy Active	Portsmouth	30	2,246,296	0	0	3	5,891	111	111	1,142.9
NAVPHIBASE Little Creek	Navy Active	Virginia Beach	390	5,042,388	1	5,158	546	1,628,203	2,143	2,793	2,369.7
NOSC Richmond	Navy Reserve	Chesterfield	5	46,646	0	0	0	0	10	10	13.5
NS Norfolk	Navy Active	Norfolk	523	15,504,972	0	0	486	1,923,302	3,599	3,603	6,886.5
NSA Norfolk	Navy Active	Norfolk	195	2,261,073	0	0	733	3,208,207	801	801	1,497.5
NSA Norfolk Fire Fighters School	Navy Active	Norfolk	7	47,545	0	0	0	0	12	13	18.8
NSA Norfolk Lafayette Rvr Complex	Navy Active	Norfolk	7	203,422	0	0	2	13,395	20	20	70.4

\* US Locations that do not meet criteria of at least ten (10) Acres AND at least \$10M PRV. US Territories and Non-US Locations that do not meet criteria of at least ten (10) Acres OR at least \$10M PRV.

**DEPARTMENT OF DEFENSE - Navy**  
**Base Structure Report - As of 30 Sept 2017**

SITE	COMPONENT	NAME NEAREST CITY	BUILDINGS						ACRES OWNED	TOTAL SITE ACRES	TOTAL SITE PRV (\$M)
			OWNED		LEASED		OTHER				
			COUNT	SQFT	COUNT	SQFT	COUNT	SQFT			
NSA Norfolk New Gosport/NNSY	Navy Active	Portsmouth	4	29,465	0	0	87	340,550	57	57	67.3
NSA Norfolk NSY	Navy Active	Portsmouth	170	6,273,748	1	26,567	9	27,951	551	585	4,607.2
NSA Norfolk NW Chesapeake	Navy Active	Chesapeake	194	930,210	0	0	60	227,514	2,805	3,798	370.4
NSA Norfolk SDA Area	Navy Active	Norfolk	17	942,392	0	0	0	0	90	91	210.0
NSA Norfolk South Gate	Navy Active	Portsmouth	13	166,398	0	0	0	0	63	63	107.2
NSA Norfolk St Helena Norfolk	Navy Active	Norfolk	4	7,414	0	0	0	0	12	12	41.2
NSA Norfolk St Juliens Creek Annex	Navy Active	Portsmouth	71	659,902	0	0	0	0	490	499	209.8
NSA Norfolk Stanley Court/NNSY	Navy Active	Portsmouth	0	0	0	0	80	161,865	16	16	26.1
NSA South Potomac	Navy Active	Dahlgren	349	3,163,369	0	0	258	384,002	2,677	2,677	1,482.5
NSA South Potomac Pumpkin Neck	Navy Active	King George	22	37,555	0	0	0	0	1,641	1,641	36.9
NWS Yorktown	Navy Active	Yorktown	436	3,075,665	0	0	169	678,931	10,356	10,637	1,430.2
Suffolk Kenyon Court	Navy Active	Suffolk	2	350,590	0	0	0	0	21	21	56.6
Wallops Island	Navy Active	Wallops Island	35	358,941	0	0	0	0	5	90	205.6
Yorktown Fuel Depot	Navy Active	Yorktown	41	21,246	0	0	0	0	111	111	123.1
<b>* OTHER SITE(S) : 38</b>			<b>105</b>	<b>757,861</b>	<b>30</b>	<b>107,762</b>	<b>86</b>	<b>889,184</b>	<b>581</b>	<b>11,566</b>	<b>432.9</b>
<b>Virginia Total:</b>			<b>3,593</b>	<b>54,296,301</b>	<b>33</b>	<b>140,998</b>	<b>3,055</b>	<b>12,510,256</b>	<b>38,486</b>	<b>52,900</b>	<b>26,768.0</b>
<b><u>Washington</u></b>											
Bremerton	Navy Active	Bremerton	100	2,774,821	0	0	61	188,557	688	691	1,404.3
Bremerton RR	Navy Active	Shelton	0	0	0	0	0	0	1,232	1,232	34.6
Jackson Park Hsg	Navy Active	Bremerton	29	465,313	0	0	192	1,109,695	452	455	504.9
Jim Creek	Navy Active	Oso	64	130,652	0	0	0	0	3,839	4,901	152.9
Keyport NUWC	Navy Active	Keyport	114	1,381,181	0	0	33	63,917	308	310	585.3
Manchester	Navy Active	Port Orchard	20	79,048	0	0	0	0	234	234	297.3
Marysville	Navy Active	Marysville	14	252,483	0	0	0	0	52	52	68.8
NAS Whidbey Island	Navy Active	Oak Harbor	236	3,255,426	0	0	569	1,698,964	4,358	4,361	2,265.2
NAS Whidbey Island Sea Plane Base	Navy Active	Oak Harbor	64	534,583	0	0	935	2,643,008	2,784	2,785	847.3
NAVBASE Kitsap Bremerton	Navy Active	Bangor	614	5,505,381	0	0	455	2,450,043	13,644	13,649	4,267.3
NAVMAI Indian Island	Navy Active	Port Townsend	161	517,884	0	0	0	0	2,716	2,716	402.9
NOSC Spokane	Navy Active	Spokane	8	69,339	0	0	0	0	23	23	21.9
NS Everett	Navy Active	Everett	64	1,014,306	0	0	0	0	213	213	773.5
OLF Coupeville	Navy Active	Coupeville	6	6,445	0	0	3	2,262	662	1,058	47.8
Shipyards Puget Sound	Navy Active	Bremerton	158	3,922,086	1	16,353	1	100	693	693	3,937.7
<b>* OTHER SITE(S) : 42</b>			<b>67</b>	<b>159,735</b>	<b>1</b>	<b>39,753</b>	<b>14</b>	<b>19,856</b>	<b>2,456</b>	<b>2,475</b>	<b>106.4</b>
<b>Washington Total:</b>			<b>1,719</b>	<b>20,068,683</b>	<b>2</b>	<b>56,106</b>	<b>2,263</b>	<b>8,176,402</b>	<b>34,355</b>	<b>35,850</b>	<b>15,718.1</b>
<b><u>West Virginia</u></b>											
Allegany Ballistics Lab	Navy Active	Keyser	177	1,753,160	0	0	0	0	1,639	1,785	729.7

\* US Locations that do not meet criteria of at least ten (10) Acres AND at least \$10M PRV. US Territories and Non-US Locations that do not meet criteria of at least ten (10) Acres OR at least \$10M PRV.

**DEPARTMENT OF DEFENSE - Navy**  
**Base Structure Report - As of 30 Sept 2017**

SITE	COMPONENT	NAME NEAREST CITY	BUILDINGS						ACRES OWNED	TOTAL SITE ACRES	TOTAL SITE PRV (\$M)
			OWNED		LEASED		OTHER				
			COUNT	SQFT	COUNT	SQFT	COUNT	SQFT			
NIOC Sugar Grove 1	Navy Active	Sugar Grove	23	116,503	0	0	0	0	432	432	59.5
* OTHER SITE(S) : 1			1	16,437	0	0	0	0	0	0	4.4
<b>West Virginia Total:</b>			<b>201</b>	<b>1,886,100</b>	<b>0</b>	<b>0</b>	<b>0</b>	<b>0</b>	<b>2,071</b>	<b>2,217</b>	<b>793.7</b>
<b>Wisconsin</b>											
NO SC Green Bay	Navy Reserve	Ashwaubenon	2	41,861	0	0	0	0	10	10	13.4
* OTHER SITE(S) : 1			1	57,848	0	0	0	0	0	6	18.0
<b>Wisconsin Total:</b>			<b>3</b>	<b>99,709</b>	<b>0</b>	<b>0</b>	<b>0</b>	<b>0</b>	<b>10</b>	<b>17</b>	<b>31.4</b>
<b>Wyoming</b>											
* OTHER SITE(S) : 1			0	0	0	0	2	15,339	0	0	3.8
<b>Wyoming Total:</b>			<b>0</b>	<b>0</b>	<b>0</b>	<b>0</b>	<b>2</b>	<b>15,339</b>	<b>0</b>	<b>0</b>	<b>3.8</b>
<b>US/US Territories Total:</b>			<b>30,431</b>	<b>333,212,226</b>	<b>121</b>	<b>2,320,463</b>	<b>23,140</b>	<b>88,625,355</b>	<b>639,521</b>	<b>2,130,837</b>	<b>216,072.0</b>

\* US Locations that do not meet criteria of at least ten (10) Acres AND at least \$10M PRV. US Territories and Non-US Locations that do not meet criteria of at least ten (10) Acres OR at least \$10M PRV.

**DEPARTMENT OF DEFENSE - Navy**  
**Base Structure Report - As of 30 Sept 2017**

SITE	COMPONENT	NAME NEAREST CITY	BUILDINGS						ACRES OWNED	TOTAL SITE ACRES	TOTAL SITE PRV (\$M)
			OWNED		LEASED		OTHER				
			COUNT	SQFT	COUNT	SQFT	COUNT	SQFT			
<b>Australia</b>											
Area A-VLF	Navy Active	Exmouth	0	0	0	0	0	0	0	5,510	0.0
Area C-HFR	Navy Active	Exmouth	0	0	0	0	0	0	0	9,463	0.0
NAVCOMMSTA H E Holt	Navy Active	Exmouth	45	389,897	0	0	0	0	0	5,099	254.7
<b>Australia Total:</b>			<b>45</b>	<b>389,897</b>	<b>0</b>	<b>0</b>	<b>0</b>	<b>0</b>	<b>0</b>	<b>20,072</b>	<b>254.7</b>
<b>Bahamas</b>											
AUTEC Big Wood Cay	Navy Active	Andros Island	0	0	0	0	0	0	0	34	3.3
AUTEC Golding Cay	Navy Active	Andros Island	0	0	0	0	0	0	0	29	6.0
AUTEC Great Stirrup	Navy Active	Andros Island	0	0	0	0	0	0	0	12	0.9
AUTEC High Point Cay	Navy Active	Andros Island	0	0	0	0	0	0	0	14	3.2
AUTEC Main Base	Navy Active	Andros Island	132	644,006	0	0	0	0	0	420	428.3
AUTEC Salvador Point	Navy Active	Andros Island	9	11,315	0	0	0	0	0	31	18.4
<b>Bahamas Total:</b>			<b>141</b>	<b>655,321</b>	<b>0</b>	<b>0</b>	<b>0</b>	<b>0</b>	<b>0</b>	<b>541</b>	<b>460.2</b>
<b>Bahrain</b>											
ISA Flightline	Navy Active	Askar	67	93,600	0	0	0	0	0	0	40.8
NSA Bahrain	Navy Active	Manama	137	1,141,971	2	788	0	0	0	66	528.5
NSA Bahrain - Aviation Unit	Navy Active	Al Jufayr	13	21,984	3	85,779	0	0	0	3	45.2
Muharraq											
NSA Bahrain - Banz Wrhs Compound	Navy Active	Al Jufayr	3	1,095	12	1,064,515	0	0	0	14	257.4
NSA Bahrain - Dependent School	Navy Active	Al Jufayr	4	6,456	7	246,130	0	0	0	26	119.2
NSA Bahrain - Mina Sulman Pier Area	Navy Active	Al Jufayr	6	2,297	2	51,771	0	0	0	0	66.5
Nsa-li	Navy Active	Manama	46	368,281	1	3,632	0	0	0	95	271.0
Sheik Isa	Navy Active	Riffa	664	447,393	1	480	0	0	0	0	189.7
* OTHER SITE(S) : 4			48	28,177	1	8,816	0	0	0	0	16.5
<b>Bahrain Total:</b>			<b>988</b>	<b>2,111,254</b>	<b>29</b>	<b>1,461,911</b>	<b>0</b>	<b>0</b>	<b>0</b>	<b>204</b>	<b>1,534.8</b>
<b>Cambodia</b>											
* OTHER SITE(S) : 1			0	0	3	6,726	0	0	0	0	3.2
<b>Cambodia Total:</b>			<b>0</b>	<b>0</b>	<b>3</b>	<b>6,726</b>	<b>0</b>	<b>0</b>	<b>0</b>	<b>0</b>	<b>3.2</b>
<b>Canada</b>											
Argentia Newfoundland	Navy Active	Placentia	0	0	0	0	0	0	0	185	0.0
* OTHER SITE(S) : 2			0	0	1	144	0	0	0	1	0.1
<b>Canada Total:</b>			<b>0</b>	<b>0</b>	<b>1</b>	<b>144</b>	<b>0</b>	<b>0</b>	<b>0</b>	<b>186</b>	<b>0.1</b>

\* US Locations that do not meet criteria of at least ten (10) Acres AND at least \$10M PRV. US Territories and Non-US Locations that do not meet criteria of at least ten (10) Acres OR at least \$10M PRV.



**DEPARTMENT OF DEFENSE - Navy**  
**Base Structure Report - As of 30 Sept 2017**

SITE	COMPONENT	NAME NEAREST CITY	BUILDINGS						ACRES OWNED	TOTAL SITE ACRES	TOTAL SITE PRV (\$M)
			OWNED		LEASED		OTHER				
			COUNT	SQFT	COUNT	SQFT	COUNT	SQFT			
<b>Diego Garcia</b>											
NAVSUPPFAC Diego Garcia	Navy Active	Diego Garcia	623	2,667,543	0	0	0	0	0	7,000	4,462.0
		<b>Diego Garcia Total:</b>	<b>623</b>	<b>2,667,543</b>	<b>0</b>	<b>0</b>	<b>0</b>	<b>0</b>	<b>0</b>	<b>7,000</b>	<b>4,462.0</b>
<b>Djibouti</b>											
Camp Lemonier Djibouti	Navy Active	Djibouti	1,599	1,400,717	0	0	1	432	0	572	1,220.8
		<b>Djibouti Total:</b>	<b>1,599</b>	<b>1,400,717</b>	<b>0</b>	<b>0</b>	<b>1</b>	<b>432</b>	<b>0</b>	<b>572</b>	<b>1,220.8</b>
<b>Egypt</b>											
Naval Medical Research Unit 3	Navy Active	Cairo	27	106,096	3	24,094	0	0	0	3	68.4
		<b>Egypt Total:</b>	<b>27</b>	<b>106,096</b>	<b>3</b>	<b>24,094</b>	<b>0</b>	<b>0</b>	<b>0</b>	<b>3</b>	<b>68.4</b>
<b>El Salvador</b>											
CSL El Salvador	Navy Active	San Salvador	14	38,914	0	0	0	0	0	35	24.2
		<b>El Salvador Total:</b>	<b>14</b>	<b>38,914</b>	<b>0</b>	<b>0</b>	<b>0</b>	<b>0</b>	<b>0</b>	<b>35</b>	<b>24.2</b>
<b>Greece</b>											
NATO Ordnance Area	Navy Active	Soudha Bay	2	1,064	0	0	14	152,066	0	0	71.2
NSA Souda Bay	Navy Active	Soudha Bay	53	446,186	0	0	0	0	0	101	291.4
NSA Souda Bay Marathi Pier Area	Navy Active	Soudha Bay	9	16,323	0	0	0	0	0	0	162.3
NSA Souda Bay NAMFI Compound	Navy Active	Soudha Bay	7	37,575	0	0	0	0	0	0	14.9
* OTHER SITE(S) : 4			4	2,644	1	2,821	4	20,157	0	0	5.9
		<b>Greece Total:</b>	<b>75</b>	<b>503,792</b>	<b>1</b>	<b>2,821</b>	<b>18</b>	<b>172,223</b>	<b>0</b>	<b>101</b>	<b>545.5</b>
<b>Guantanamo Bay</b>											
NS Guantanamo Bay	Navy Active	Guantanamo Bay	1,420	6,255,510	0	0	7	10,040	0	28,817	4,600.4
		<b>Guantanamo Bay Total:</b>	<b>1,420</b>	<b>6,255,510</b>	<b>0</b>	<b>0</b>	<b>7</b>	<b>10,040</b>	<b>0</b>	<b>28,817</b>	<b>4,600.4</b>
<b>Iceland</b>											
Grindavik, Iceland	Navy Active	Grindavik	7	23,035	0	0	0	0	0	1,049	28.0
		<b>Iceland Total:</b>	<b>7</b>	<b>23,035</b>	<b>0</b>	<b>0</b>	<b>0</b>	<b>0</b>	<b>0</b>	<b>1,049</b>	<b>28.0</b>
<b>Italy</b>											
Augusta Bay	Navy Active	Catania	5	56,220	0	0	0	0	0	0	46.8
Carney Park	Navy Active	Naples	34	28,887	5	11,005	0	0	0	53	39.7
Lago Patria	Navy Active	Naples	10	19,841	0	0	1	4,235	0	3	14.1
NAS 1 Support Area	Navy Active	Catania	61	1,103,884	1	67,800	0	0	0	10	524.4
NAS Pensacola Transmitter Site	Navy Active	Sigonella Sicily	11	36,376	0	0	0	0	0	0	29.4
NAS Sigonella	Navy Active	Sigonella Sicily	176	1,653,288	0	0	4	34,128	0	316	1,010.8
NAS Sigonella Belpasso Hsg	Navy Active	Catania	1	13,164	149	952,535	0	0	0	104	247.7

\* US Locations that do not meet criteria of at least ten (10) Acres AND at least \$10M PRV. US Territories and Non-US Locations that do not meet criteria of at least ten (10) Acres OR at least \$10M PRV.

**DEPARTMENT OF DEFENSE - Navy**  
**Base Structure Report - As of 30 Sept 2017**

SITE	COMPONENT	NAME NEAREST CITY	BUILDINGS						ACRES OWNED	TOTAL SITE ACRES	TOTAL SITE PRV (\$M)
			OWNED		LEASED		OTHER				
			COUNT	SQFT	COUNT	SQFT	COUNT	SQFT			
NATO Ordnance Facility	Navy Active	Sigonella Sicily	44	89,924	0	0	0	0	0	172	77.4
NAVSUPACT NAPLES IT	Navy Active	Naples	75	1,362,908	0	0	0	0	0	58	650.7
NSA Naples Support Site	Navy Active	Naples	2	181,650	164	3,295,707	0	0	0	228	1,059.6
* OTHER SITE(S) : 8			3	8,216	10	134,151	5	13,845	0	14	34.1
<b>Italy Total:</b>			<b>422</b>	<b>4,554,360</b>	<b>329</b>	<b>4,461,198</b>	<b>10</b>	<b>52,208</b>	<b>0</b>	<b>959</b>	<b>3,734.7</b>

**Japan**

Akasaki POL Dep	Navy Active	Sasebo	43	104,349	0	0	39	181,155	0	182	1,904.4
Awase	Navy Active	Okinawa	7	13,181	0	0	0	0	0	118	28.0
Azuma	Navy Active	Yokosuka	43	54,777	0	0	40	153,877	0	265	725.0
Camp Shields	Navy Active	Okinawa	28	150,660	0	0	20	366,650	0	88	334.5
COMFLEACT Kadena Okinawa	Navy Active	Okinawa	108	690,165	0	0	11	213,581	0	120	703.6
COMFLEACT Sasebo	Navy Active	Sasebo	79	130,020	0	0	172	2,110,440	0	7,733	1,796.2
COMFLEACT Yokosuka	Navy Active	Yokosuka	247	406,071	0	0	473	10,786,820	0	2,704	10,207.9
Drydock Area-5030	Navy Active	Sasebo	1	506	0	0	12	19,893	0	0	438.1
Hachinohe POL Dep	Navy Active	Hachinohe	9	7,293	0	0	12	10,252	0	46	196.5
Hario Housing Area	Navy Active	Sasebo	21	6,548	0	0	76	1,192,730	0	87	611.5
Hario Shima Ammo	Navy Active	Sasebo	30	45,747	0	0	15	63,736	0	487	181.5
IKEDA-CHO HOUSING	Navy Active	Yokosuka	0	0	3	25,266	0	0	0	0	18.8
Ikego Housing Area	Navy Active	Ikego	33	26,852	0	0	121	2,195,798	0	714	1,237.0
Iorizaki POL Dep	Navy Active	Sasebo	5	154	0	0	4	7,744	0	56	2,291.7
Iwo Jima-3181	Navy Active	Iwo Jima Island	0	0	0	0	47	343,833	0	243	533.0
Kisarazu-JGSDF	Navy Active	Kisarazu	2	7,568	0	0	9	250,454	0	513	353.5
Kobi Sho Range - 6084	Navy Active	Okinawa	0	0	0	0	0	0	0	216	0.0
Koshiba POL Dep-3113	Navy Active	Yokohama	0	0	0	0	0	0	0	326	0.0
Maebata	Navy Active	Sasebo	39	60,362	0	0	43	304,824	0	144	323.8
NAF Atsugi	Navy Active	Atsugi	264	548,219	0	0	274	3,772,824	0	1,237	2,822.1
NAF Misawa	Navy Active	Misawa	71	909,561	0	0	6	3,048	27	27	626.5
Nagasaka Rifle Range	Navy Active	Yokosuka	0	0	0	0	0	0	0	26	0.0
Negishi Dh Area	Navy Active	Yokohama	61	20,348	0	0	237	728,558	0	118	472.4
Okidaito Jima Rng-6088	Navy Active	Okinawa	0	0	0	0	0	0	0	283	0.0
Sakibe	Navy Active	Sasebo	7	21,291	0	0	1	8,061	0	32	25.0
Sanno Hotel Tokyo-3185	Navy Active	Tokyo	2	774	0	0	1	229,119	0	2	117.7
Sekibi Sho Range-6085	Navy Active	Okinawa	0	0	0	0	0	0	0	10	0.0
Tengan Pier-6028	Navy Active	Tengan	7	10,457	0	0	0	0	0	8	98.1
Tsurumi POL Dep	Navy Active	Yokohama	21	11,349	0	0	20	56,841	0	48	215.8
Urago Ordinance	Navy Active	Yokosuka	13	18,806	0	0	29	178,284	0	61	221.3
White Beach	Navy Active	Okinawa	69	164,751	0	0	11	147,835	0	290	375.4
Yokohama No Dock	Navy Active	Yokohama	8	83,621	0	0	6	271,464	0	9	162.4
Yokose POL Dep	Navy Active	Sasebo	10	2,143	0	0	25	139,469	0	168	4,767.7

\* US Locations that do not meet criteria of at least ten (10) Acres AND at least \$10M PRV. US Territories and Non-US Locations that do not meet criteria of at least ten (10) Acres OR at least \$10M PRV.

**DEPARTMENT OF DEFENSE - Navy**  
**Base Structure Report - As of 30 Sept 2017**

SITE	COMPONENT	NAME NEAREST CITY	BUILDINGS						ACRES OWNED	TOTAL SITE ACRES	TOTAL SITE PRV (\$M)
			OWNED		LEASED		OTHER				
			COUNT	SQFT	COUNT	SQFT	COUNT	SQFT			
* OTHER SITE(S) : 13			8	11,942	1	5,596	0	0	2	23	15.6
<b>Japan Total:</b>			<b>1,236</b>	<b>3,507,515</b>	<b>4</b>	<b>30,863</b>	<b>1,704</b>	<b>23,737,289</b>	<b>29</b>	<b>16,381</b>	<b>31,805.4</b>
<b>Kenya</b>											
NSA Bahrain - Kenya	Navy Active	Mombasa	6	19,770	0	0	0	0	0	0	41.2
<b>Kenya Total:</b>			<b>6</b>	<b>19,770</b>	<b>0</b>	<b>0</b>	<b>0</b>	<b>0</b>	<b>0</b>	<b>0</b>	<b>41.2</b>
<b>Oman</b>											
NSA Bahrain - Masirah Island	Navy Active	Sur Masirah	7	28,559	0	0	0	0	0	0	10.4
<b>Oman Total:</b>			<b>7</b>	<b>28,559</b>	<b>0</b>	<b>0</b>	<b>0</b>	<b>0</b>	<b>0</b>	<b>0</b>	<b>10.4</b>
<b>Peru</b>											
Naval Medical Research Center Det	Navy Active	Lima	4	7,574	0	0	2	38,074	0	0	19.8
* OTHER SITE(S) : 1			3	2,601	0	0	2	5,940	0	0	3.7
<b>Peru Total:</b>			<b>7</b>	<b>10,175</b>	<b>0</b>	<b>0</b>	<b>4</b>	<b>44,014</b>	<b>0</b>	<b>0</b>	<b>23.5</b>
<b>Portugal</b>											
* OTHER SITE(S) : 1			0	0	0	0	2	1,930	0	0	0.5
<b>Portugal Total:</b>			<b>0</b>	<b>0</b>	<b>0</b>	<b>0</b>	<b>2</b>	<b>1,930</b>	<b>0</b>	<b>0</b>	<b>0.5</b>
<b>Romania</b>											
NAVSUPPFAC Romania	Navy Active	Mihail Kogalniceanu	9	108,402	0	0	0	0	0	438	30.1
<b>Romania Total:</b>			<b>9</b>	<b>108,402</b>	<b>0</b>	<b>0</b>	<b>0</b>	<b>0</b>	<b>0</b>	<b>438</b>	<b>30.1</b>
<b>Singapore</b>											
Singapore Area Coordinator	Navy Active	Singapore	0	0	95	579,895	51	423,837	0	0	324.7
* OTHER SITE(S) : 1			0	0	0	0	1	206	0	0	0.1
<b>Singapore Total:</b>			<b>0</b>	<b>0</b>	<b>95</b>	<b>579,895</b>	<b>52</b>	<b>424,043</b>	<b>0</b>	<b>0</b>	<b>324.8</b>
<b>South Korea</b>											
Camp Carroll	Navy Active	Yechon	0	0	0	0	1	78,606	0	0	17.5
Fleet Activities Chinhae	Navy Active	Chinhae	166	384,712	0	0	2	51,485	0	82	164.3
Pohang	Navy Active	Pohang	11	67,728	0	0	56	143,585	0	3	177.4
ROK Navy Base	Navy Active	Chinhae	2	16,454	0	0	0	0	0	0	81.9
Yechon	Navy Active	Yechon	1	169	0	0	30	81,825	0	0	118.4
Yongsan Garrison	Navy Active	Yongsan	16	59,871	0	0	0	0	0	0	18.6
* OTHER SITE(S) : 1			1	8,367	0	0	2	12,315	0	1	7.3

\* US Locations that do not meet criteria of at least ten (10) Acres AND at least \$10M PRV. US Territories and Non-US Locations that do not meet criteria of at least ten (10) Acres OR at least \$10M PRV.

**DEPARTMENT OF DEFENSE - Navy**  
**Base Structure Report - As of 30 Sept 2017**

SITE	COMPONENT	NAME NEAREST CITY	BUILDINGS						ACRES OWNED	TOTAL SITE ACRES	TOTAL SITE PRV (\$M)
			OWNED		LEASED		OTHER				
			COUNT	SQFT	COUNT	SQFT	COUNT	SQFT			
		<b>South Korea Total:</b>	<b>197</b>	<b>537,300</b>	<b>0</b>	<b>0</b>	<b>91</b>	<b>367,816</b>	<b>0</b>	<b>85</b>	<b>585.3</b>
<b><u>Spain</u></b>											
NS Rota	Navy Active	Rota	852	4,063,143	0	0	0	0	0	5,962	1,968.4
		* OTHER SITE(S) : 2	1	2,596	0	0	1	6,335	0	1	2.7
		<b>Spain Total:</b>	<b>853</b>	<b>4,065,739</b>	<b>0</b>	<b>0</b>	<b>1</b>	<b>6,335</b>	<b>0</b>	<b>5,963</b>	<b>1,971.1</b>
<b><u>United Arab Emirates</u></b>											
NSA Bahrain - Jebel Ali	Navy Active	Dubai	17	34,678	24	97,710	0	0	0	36	113.2
		* OTHER SITE(S) : 1	0	0	4	16,562	0	0	0	0	9.1
		<b>United Arab Emirates Total:</b>	<b>17</b>	<b>34,678</b>	<b>28</b>	<b>114,272</b>	<b>0</b>	<b>0</b>	<b>0</b>	<b>36</b>	<b>122.3</b>
		<b>Overseas Total:</b>	<b>7,693</b>	<b>27,018,577</b>	<b>493</b>	<b>6,681,923</b>	<b>1,890</b>	<b>24,816,330</b>	<b>29</b>	<b>82,441</b>	<b>51,851.5</b>
		<b>Worldwide Totals By Reporting Component:</b>	<b>38,124</b>	<b>360,230,804</b>	<b>614</b>	<b>9,002,386</b>	<b>25,030</b>	<b>113,441,685</b>	<b>639,550</b>	<b>2,213,278</b>	<b>267,923.5</b>

\* US Locations that do not meet criteria of at least ten (10) Acres AND at least \$10M PRV. US Territories and Non-US Locations that do not meet criteria of at least ten (10) Acres OR at least \$10M PRV.

## DEPARTMENT OF DEFENSE - Air Force

### Base Structure Report - As of 30 Sept 2017

SITE	COMPONENT	NAME NEAREST CITY	BUILDINGS						ACRES OWNED	TOTAL SITE ACRES	TOTAL SITE PRV (\$M)
			OWNED		LEASED		OTHER				
			COUNT	SQFT	COUNT	SQFT	COUNT	SQFT			
<b>Alabama</b>											
Abston ANGS	Air Force Guard	Montgomery	7	78,908	0	0	0	0	0	27	24.9
ANGS Dothan Regional Airport	Air Force Guard	Dothan	3	52,343	0	0	0	0	0	21	14.0
Birmingham Airport	Air Force Guard	Birmingham	39	356,823	0	0	0	0	0	140	149.0
Leased Data Asset	Air Force Active	Montgomery	1	110,750	0	0	0	0	0	33	40.3
Maxwell AFB	Air Force Active	Montgomery	189	4,445,011	0	0	0	0	2,514	3,530	1,745.6
Maxwell AFB Gunter Annex	Air Force Active	Montgomery	54	1,702,497	0	0	0	0	323	355	540.9
Montgomery ANGS	Air Force Guard	Montgomery	6	65,123	0	0	0	0	12	12	20.6
Montgomery Regional Airport ANGB	Air Force Guard	Montgomery	40	358,150	0	0	0	0	0	70	121.0
OTS Training Annex	Air Force Active	Titus	46	49,648	0	0	0	0	0	202	16.6
* OTHER SITE(S) : 3			7	3,576	0	0	0	0	10	10	2.0
<b>Alabama Total:</b>			<b>392</b>	<b>7,222,829</b>	<b>0</b>	<b>0</b>	<b>0</b>	<b>0</b>	<b>2,860</b>	<b>4,400</b>	<b>2,674.9</b>
<b>Alaska</b>											
Barter Island Dew Station Bar	Air Force Active	Kaktovik	7	65,887	0	0	0	0	0	641	182.3
Big Mountain Radio Relay Site	Air Force Active	Iliamna	0	0	0	0	0	0	0	402	115.9
Birch Lake Recreation Annex	Air Force Active	Fairbanks	29	15,214	0	0	0	0	0	51	10.8
Blair Lake Air Force Rangeex	Air Force Active	Fairbanks	4	31,704	0	0	0	0	0	58,962	51.4
Campion AFS	Air Force Active	Platinum	0	0	0	0	0	0	0	2,326	23.8
Cape Lisburne Long Range Radar Site	Air Force Active	Point Hope	6	44,834	0	0	0	0	0	1,125	132.3
Cape Newenham Long Range Radar Site	Air Force Active	Platinum	5	42,925	0	0	0	0	0	2,359	142.5
Cape Romanzof Long Range Radar Site	Air Force Active	Hooper Bay	8	36,745	0	0	0	0	0	4,900	117.8
Chena River Research Site	Air Force Active	Fairbanks	1	180	0	0	0	0	2,995	2,995	21.8
Clear AB	Air Force Active	Anderson	53	884,380	0	0	0	0	0	11,438	562.0
Cold Bay Long Range Radar Site	Air Force Active	Cold Bay	5	13,548	0	0	0	0	0	208	79.6
Eareckson AS	Air Force Active	Shemya Station	54	1,132,281	0	0	0	0	0	3,520	3,313.7
Eielson AFB	Air Force Active	North Pole	274	4,079,713	0	0	256	2,804,593	5,368	24,919	7,456.7
Elmendorf AFB	Air Force Active	Anchorage	392	7,774,988	0	0	0	0	5,829	13,455	8,207.3
Flaxman Island Range Radar Site	Air Force Active	Deadhorse	0	0	0	0	0	0	0	605	30.9
Fort Richardson	Air Force Active	Anchorage	469	6,027,215	0	0	0	0	2,136	60,027	5,017.2
Fort Yukon Long Range Radar Site	Air Force Active	Beaver	6	41,103	0	0	0	0	0	84	81.0
Haarp Research Station	Air Force Active	Gakona	3	29,094	0	0	0	0	5,408	5,408	94.9
Indian Mountain Long Range Radar Site	Air Force Active	Hughes	8	33,230	0	0	0	0	0	4,226	163.1
Kalakaket Creek Radio Relay Site	Air Force Active	Ruby	0	0	0	0	0	0	0	316	45.9
King Salmon Airport	Air Force Active	King Salmon	5	50,992	0	0	43	320,639	134	914	823.6
Kotzebue Long Range Radar Site	Air Force Active	Kotzebue	2	4,511	0	0	0	0	0	676	13.0

\* US Locations that do not meet criteria of at least ten (10) Acres AND at least \$10M PRV. US Territories and Non-US Locations that do not meet criteria of at least ten (10) Acres OR at least \$10M PRV.

**DEPARTMENT OF DEFENSE - Air Force**  
**Base Structure Report - As of 30 Sept 2017**

SITE	COMPONENT	NAME NEAREST CITY	BUILDINGS						ACRES OWNED	TOTAL SITE ACRES	TOTAL SITE PRV (\$M)
			OWNED		LEASED		OTHER				
			COUNT	SQFT	COUNT	SQFT	COUNT	SQFT			
Lonely Short Range Radar Site	Air Force Active	Barrow	0	0	0	0	0	0	1,082	68.8	
Nikolski Radio Relay Site	Air Force Active	Nikolski	0	0	0	0	0	0	323	41.8	
North River Radio Relay Site	Air Force Active	Unalakleet	0	0	0	0	0	0	144	23.1	
Oliktok Long Range Radar Site	Air Force Active	Deadhorse	4	39,276	0	0	0	160	832	101.2	
Point Barrow Long Range Radar Site	Air Force Active	Barrow	0	0	0	0	4	51,392	266	65.7	
Point Lay Long Range Radar Site	Air Force Active	Point Lay	3	25,036	0	0	0	0	1,442	55.0	
Port Heiden Radio Relay Site	Air Force Active	Port Heiden	0	0	0	0	0	1	171	10.5	
Seward Recreation Annex	Air Force Active	Anchorage	4	4,080	0	0	0	0	11	10.4	
Sparrevohn Long Range Radar Site	Air Force Active	Lime Village	5	36,401	0	0	0	0	1,179	192.1	
Tatalina Long Range Radar Site	Air Force Active	Mcgrath	6	37,151	0	0	0	0	4,970	171.8	
Ted Stevens IAP	Air Force Guard	Anchorage	34	420,372	0	0	0	0	129	342.9	
Tin City Long Range Radar Site	Air Force Active	Wales	6	83,453	0	0	0	37	723	172.6	
Wainwright Short Range Radar Site	Air Force Active	Wainwright	0	0	0	0	0	0	1,519	23.2	
Yukon Weapons Range	Air Force Active	Fairbanks	6	6,450	0	0	1	1,008	28	195.6	
<b>* OTHER SITE(S) : 34</b>			<b>14</b>	<b>11,503</b>	<b>0</b>	<b>0</b>	<b>0</b>	<b>0</b>	<b>13</b>	<b>17,147</b>	<b>272.6</b>
<b>Alaska Total:</b>			<b>1,413</b>	<b>20,972,266</b>	<b>0</b>	<b>0</b>	<b>304</b>	<b>3,177,632</b>	<b>22,109</b>	<b>229,821</b>	<b>28,435.1</b>
<b>Arizona</b>											
Air Force Plant 44	Air Force Active	Tucson	71	1,030,468	0	0	0	0	2,208	2,215	184.8
Barry M Goldwater Air Force Range	Air Force Active	Gila Bend	8	7,323	0	0	0	0	102,689	1,102,325	181.2
Davis-Monthan AFB	Air Force Active	Tucson	485	5,072,032	0	0	3	78,694	3,677	10,529	2,660.9
Fort Huachuca - ANG	Air Force Guard	Tucson	3	34,043	0	0	0	0	19	19	19.7
Gila Bend Air Force Auxiliary Field	Air Force Active	Gila Bend	42	132,985	0	0	0	0	0	1,886	129.5
Luke AFB	Air Force Active	Phoenix	342	3,830,679	0	0	0	0	1,445	4,833	1,816.3
Luke Air Force Auxiliary Field 1	Air Force Active	Wittmann	1	600	0	0	0	0	400	1,105	138.6
Luke Waste Annex	Air Force Active	Glendale	9	26,014	0	0	0	0	0	46	24.3
Sky Harbor IAP	Air Force Guard	Phoenix	16	263,766	0	0	0	0	0	60	107.9
Tucson IAP	Air Force Guard	Tucson	36	593,118	0	0	1	3,037	94	98	214.9
<b>* OTHER SITE(S) : 8</b>			<b>37</b>	<b>44,678</b>	<b>0</b>	<b>0</b>	<b>1</b>	<b>573</b>	<b>169</b>	<b>3,156</b>	<b>21.2</b>
<b>Arizona Total:</b>			<b>1,050</b>	<b>11,035,706</b>	<b>0</b>	<b>0</b>	<b>5</b>	<b>82,304</b>	<b>110,701</b>	<b>1,126,272</b>	<b>5,499.2</b>
<b>Arkansas</b>											
Fort Smith MAP	Air Force Guard	Tulsa	38	372,342	0	0	0	0	0	144	113.8
Little Rock AFB	Air Force Active	Tulsa	322	3,944,522	0	0	7	1,501	6,928	7,151	1,676.7
<b>* OTHER SITE(S) : 5</b>			<b>27</b>	<b>13,826</b>	<b>0</b>	<b>0</b>	<b>0</b>	<b>0</b>	<b>548</b>	<b>914</b>	<b>11.8</b>
<b>Arkansas Total:</b>			<b>387</b>	<b>4,330,690</b>	<b>0</b>	<b>0</b>	<b>7</b>	<b>1,501</b>	<b>7,476</b>	<b>8,208</b>	<b>1,802.3</b>

\* US Locations that do not meet criteria of at least ten (10) Acres AND at least \$10M PRV. US Territories and Non-US Locations that do not meet criteria of at least ten (10) Acres OR at least \$10M PRV.

**DEPARTMENT OF DEFENSE - Air Force**  
**Base Structure Report - As of 30 Sept 2017**

SITE	COMPONENT	NAME NEAREST CITY	BUILDINGS						ACRES OWNED	TOTAL SITE ACRES	TOTAL SITE PRV (\$M)
			OWNED		LEASED		OTHER				
			COUNT	SQFT	COUNT	SQFT	COUNT	SQFT			
<b>California</b>											
Air Force Plant 42	Air Force Active	Medford	113	3,415,056	0	0	0	0	6,131	6,131	2,191.0
Beale AFB	Air Force Active	Yuba City	228	2,611,512	0	0	90	141,478	22,002	22,451	2,596.9
Channel Islands ANGS	Air Force Guard	Port Hueneme	21	342,383	0	0	0	0	206	206	289.0
Edwards AFB	Air Force Active	Lancaster	723	7,193,181	0	0	0	0	225,561	307,517	7,309.5
Fort MacArthur FH Annex	Air Force Active	Long Beach	38	273,677	0	0	0	0	111	193	116.2
Fresno Yosemite International - ANG	Air Force Guard	Fresno	30	306,254	0	0	0	0	0	77	174.7
George AFB	Air Force Active	Brooks City	4	3,556	0	0	0	0	2,278	4,055	83.3
Hayward MAP (ANG)	Air Force Guard	Hayward	17	148,452	0	0	0	0	0	27	76.3
Lincoln Communication Annex	Air Force Active	Lincoln	2	16,264	0	0	0	0	358	358	28.4
Los Angeles AFB	Air Force Active	El Segundo	19	982,656	0	0	0	0	2	56	290.3
Los Angeles Air Force Annex 4	Air Force Active	Carson	1	85,000	0	0	0	0	13	23	32.4
March ARB	Air Force Reserve	Riverside	197	2,636,200	0	0	0	0	2,135	2,385	1,523.9
McClellan AF Base	Air Force Active	McClellan	46	399,121	24	2,282,985	0	0	2,777	2,873	1,442.1
Moffett Field Site 1	Air Force Guard	Moffett Field	25	303,647	0	0	0	0	112	112	146.6
MSA Munitions Storage Area Site 2	Air Force Guard	Fresno	6	28,718	0	0	0	0	0	25	13.0
Norwalk	Air Force Reserve	Riverside	4	2,587	0	0	0	0	32	40	64.3
Ozol Defense Fuel Support Point	Air Force Active	Martinez	4	4,537	0	0	0	0	54	75	133.0
Pillar Point AFS	Air Force Active	Half Moon Bay	12	20,462	0	0	0	0	55	55	49.3
Point Arena AFS	Air Force Active	Point Arena	47	92,706	0	0	0	0	74	83	39.6
San Diego ANGS	Air Force Guard	San Diego	2	31,816	0	0	0	0	24	24	14.4
Sepulveda National Guard Station	Air Force Guard	Los Angeles	4	48,796	0	0	0	0	26	26	23.8
Travis AFB	Air Force Active	Fairfield	366	6,399,475	0	0	448	1,810,519	5,095	6,446	4,614.7
Travis System Annex No 2 Site 1	Air Force Active	Martinez	12	23,421	0	0	0	0	206	206	19.1
Tulelake Radar Site	Air Force Active	Medford	4	17,140	0	0	0	0	0	928	33.5
USMC Marine Corp Site 3	Air Force Guard	Fresno	10	51,185	0	0	0	0	0	15	25.5
Vandenberg AFB	Air Force Active	Lompoc	619	6,399,201	0	0	1	1,812	98,415	118,312	4,487.8
Vandenberg Village Xmtr Site	Air Force Active	Lompoc	1	5,573	0	0	0	0	466	468	14.0
* OTHER SITE(S) : 45			102	473,342	1	3,631	3	11,123	2,185	14,128	339.1
<b>California Total:</b>			<b>2,657</b>	<b>32,315,918</b>	<b>25</b>	<b>2,286,616</b>	<b>542</b>	<b>1,964,932</b>	<b>368,316</b>	<b>487,295</b>	<b>26,171.7</b>

**Colorado**

Buckley AFB	Air Force Active	Aurora	197	3,789,159	0	0	0	0	3,409	4,234	1,983.3
Cheyenne Mountain AFS	Air Force Active	Cheyenne	56	384,252	0	0	0	0	499	567	504.6
Fort Carson Weapons Range	Air Force Guard	Colorado Springs	4	8,144	0	0	0	0	0	3,110	23.5
Greeley ANGS	Air Force Guard	Greeley	1	601	0	0	7	59,838	0	17	23.8
Peterson AFB	Air Force Active	Colorado Springs	156	3,307,243	32	317,972	0	0	201	1,442	1,432.5

\* US Locations that do not meet criteria of at least ten (10) Acres AND at least \$10M PRV. US Territories and Non-US Locations that do not meet criteria of at least ten (10) Acres OR at least \$10M PRV.

**DEPARTMENT OF DEFENSE - Air Force**  
**Base Structure Report - As of 30 Sept 2017**

SITE	COMPONENT	NAME NEAREST CITY	BUILDINGS						ACRES OWNED	TOTAL SITE ACRES	TOTAL SITE PRV (\$M)
			OWNED		LEASED		OTHER				
			COUNT	SQFT	COUNT	SQFT	COUNT	SQFT			
Schriever AFB	Air Force Active	Colorado Springs	78	2,103,009	0	0	0	0	3,202	5,634	1,186.1
The Farish Memorial Recreational Annex	Air Force Active	Calhan	17	17,231	0	0	1	650	635	646	22.5
USAF Academy	Air Force Active	Calhan	256	6,028,878	0	0	0	0	17,445	52,266	3,107.8
USAF Academy Auxiliary Airfield	Air Force Active	Calhan	0	0	0	0	1	1,651	0	197	13.2
USAF Academy Site 2	Air Force Active	Calhan	74	625,599	0	0	1	62,980	1,005	1,005	406.4
<b>* OTHER SITE(S) : 59</b>			62	85,540	1	30,302	0	0	92	6,594	478.3
<b>Colorado Total:</b>			<b>901</b>	<b>16,349,656</b>	<b>33</b>	<b>348,274</b>	<b>10</b>	<b>125,119</b>	<b>26,487</b>	<b>75,711</b>	<b>9,182.0</b>
<b>Connecticut</b>											
Bradley IAP	Air Force Guard	East Granby	31	344,893	0	0	0	0	3	148	168.3
Orange ANG Communications Station	Air Force Guard	Orange	4	56,456	0	0	0	0	21	29	26.1
<b>Connecticut Total:</b>			<b>35</b>	<b>401,349</b>	<b>0</b>	<b>0</b>	<b>0</b>	<b>0</b>	<b>24</b>	<b>176</b>	<b>194.4</b>
<b>Delaware</b>											
Dover AF Base	Air Force Active	Dover	189	3,825,893	0	0	4	128,812	3,218	3,824	2,162.7
New Castle County Airport	Air Force Guard	New Castle	39	335,289	0	0	0	0	0	78	167.1
<b>* OTHER SITE(S) : 2</b>			0	0	0	0	0	0	2	3	0.0
<b>Delaware Total:</b>			<b>228</b>	<b>4,161,182</b>	<b>0</b>	<b>0</b>	<b>4</b>	<b>128,812</b>	<b>3,220</b>	<b>3,905</b>	<b>2,329.8</b>
<b>Florida</b>											
Arbuckle Airfield	Air Force Active	Avon Park	41	209,777	0	0	0	0	5,145	5,147	180.0
Avon Park AF Range	Air Force Active	Avon Park	6	5,649	0	0	0	0	100,929	100,929	40.7
Camp Blanding	Air Force Guard	Jacksonville	24	133,426	0	0	0	0	0	219	35.1
Cape Canaveral AFS	Air Force Active	Cape Canaveral	509	3,772,550	0	0	0	0	15,093	16,239	1,964.8
Cape San Blas Missile Tracking Annex D-3	Air Force Active	Port St Joe	12	29,911	0	0	0	0	831	831	12.7
Eglin AFB	Air Force Active	Holt	1,061	10,328,450	0	0	1	2,700	319,076	449,421	6,104.2
Eglin AFB Auxiliary Field 3	Air Force Active	Crestview	89	765,506	0	0	0	0	1,512	1,946	475.3
Eglin AFB Auxiliary Field 6	Air Force Active	Holt	46	175,236	0	0	0	0	832	855	128.5
Eglin AFB Site 2 (Santa Rosa Island)	Air Force Active	Ft Walton Beach	49	115,743	0	0	0	0	0	3,173	100.0
Homestead ARB	Air Force Reserve	Homestead	124	1,240,754	0	0	0	0	2,016	2,465	609.1
Hurlburt Field	Air Force Active	Mary Esther	365	4,595,839	0	0	199	539,215	6,341	6,341	1,968.0
Jacksonville IAP	Air Force Guard	Jacksonville	39	378,778	0	0	0	0	0	342	128.5
Jonathan Dickinson Missile Tracking Annex	Air Force Active	Hobe Sound	11	27,272	0	0	0	0	0	11	15.5
Kennedy Space Center Communications	Air Force Active	Cape Canaveral	48	93,984	0	0	0	0	0	62	51.8

\* US Locations that do not meet criteria of at least ten (10) Acres AND at least \$10M PRV. US Territories and Non-US Locations that do not meet criteria of at least ten (10) Acres OR at least \$10M PRV.



## DEPARTMENT OF DEFENSE - Air Force

### Base Structure Report - As of 30 Sept 2017

SITE	COMPONENT	NAME NEAREST CITY	BUILDINGS						ACRES OWNED	TOTAL SITE ACRES	TOTAL SITE PRV (\$M)
			OWNED		LEASED		OTHER				
			COUNT	SQFT	COUNT	SQFT	COUNT	SQFT			
MacDill AFB	Air Force Active	Jacksonville	270	4,879,097	0	0	0	0	5,592	5,866	2,322.9
Malabar Transmitter Annex	Air Force Active	Palm Bay	9	34,909	0	0	0	0	640	640	13.7
Patrick AFB	Air Force Active	Palm Bay	271	3,491,029	0	0	0	0	2,089	2,324	1,271.1
Tyndall AFB	Air Force Active	Panama City	448	4,129,639	0	0	7	11,920	26,734	28,891	1,908.2
* OTHER SITE(S) : 40			21	20,098	1	16,200	0	0	1,869	2,809	43.7
<b>Florida Total:</b>			<b>3,443</b>	<b>34,427,647</b>	<b>1</b>	<b>16,200</b>	<b>207</b>	<b>553,835</b>	<b>488,698</b>	<b>628,511</b>	<b>17,373.8</b>
<b>Georgia</b>											
Air Force Plant 6	Air Force Active	Marietta	98	6,435,381	0	0	0	0	755	755	1,151.1
Dobbins ARB	Air Force Reserve	Marietta	114	1,401,485	0	0	0	0	0	1,913	647.7
Glynco ANGS	Air Force Guard	Brunswick	2	60,419	0	0	0	0	0	14	20.7
Grand Bay Weapons Range	Air Force Active	Lakeland	12	10,903	0	0	0	0	5,874	5,874	22.4
Hunter ANGS 2	Air Force Guard	Savannah	11	55,729	0	0	0	0	18	18	18.8
Moody AFB	Air Force Active	Lake Park	301	2,902,683	0	0	0	0	5,118	5,521	1,108.1
Moody Recreation Annex	Air Force Active	Lake Park	12	12,477	0	0	0	0	489	489	10.1
Robins AFB	Air Force Active	Warner Robins	502	13,657,517	0	0	2	203,028	6,779	6,935	4,134.8
Savannah/Hilton Head IAP	Air Force Guard	Garden City	58	655,156	0	0	0	0	0	207	222.8
Savannah/Hilton Head IAP Site 4	Air Force Guard	Garden City	11	70,337	0	0	0	0	0	49	26.0
* OTHER SITE(S) : 13			60	35,329	0	0	8	39,003	241	381	37.1
<b>Georgia Total:</b>			<b>1,181</b>	<b>25,297,416</b>	<b>0</b>	<b>0</b>	<b>10</b>	<b>242,031</b>	<b>19,274</b>	<b>22,156</b>	<b>7,399.7</b>
<b>Hawaii</b>											
Barking Sands Communications Station	Air Force Guard	Kekaha	4	31,016	0	0	0	0	0	11	35.5
Bellows AFS	Air Force Active	Kailua	86	119,906	0	0	4	9,885	409	486	240.2
Ewa Deep Space Surveillance Site	Air Force Active	Ewa Beach	0	0	0	0	1	6,398	0	206	54.7
Kaena Point Satellite Tracking Station	Air Force Active	Waianae	26	75,123	0	0	0	0	0	153	105.5
* OTHER SITE(S) : 17			33	186,996	0	0	19	136,148	2	410	324.8
<b>Hawaii Total:</b>			<b>149</b>	<b>413,041</b>	<b>0</b>	<b>0</b>	<b>24</b>	<b>152,431</b>	<b>411</b>	<b>1,265</b>	<b>760.6</b>
<b>Idaho</b>											
ANG Boise Air Terminal	Air Force Guard	Boise	177	1,711,468	0	0	0	0	0	354	630.9
Juniper Butte Range	Air Force Active	Mount Home	2	7,754	0	0	0	0	0	12,141	16.7
Mountain Home AFB	Air Force Active	Mount Home	241	2,882,302	0	0	0	0	2,250	6,858	3,203.6
Saylor Creek Air Force Range	Air Force Active	Mount Home	4	6,580	0	0	2	5,130	640	109,466	30.3
* OTHER SITE(S) : 40			26	12,376	0	0	3	6,979	0	6,106	38.8

\* US Locations that do not meet criteria of at least ten (10) Acres AND at least \$10M PRV. US Territories and Non-US Locations that do not meet criteria of at least ten (10) Acres OR at least \$10M PRV.

**DEPARTMENT OF DEFENSE - Air Force**  
**Base Structure Report - As of 30 Sept 2017**

SITE	COMPONENT	NAME NEAREST CITY	BUILDINGS						ACRES OWNED	TOTAL SITE ACRES	TOTAL SITE PRV (\$M)
			OWNED		LEASED		OTHER				
			COUNT	SQFT	COUNT	SQFT	COUNT	SQFT			
<b>Idaho Total:</b>			<b>450</b>	<b>4,620,480</b>	<b>0</b>	<b>0</b>	<b>5</b>	<b>12,109</b>	<b>2,890</b>	<b>134,925</b>	<b>3,920.3</b>
<b>Illinois</b>											
Capital Airport	Air Force Guard	Springfield	24	324,100	0	0	0	0	0	78	135.7
Chanute AFB	Air Force Active	Shiloh	34	397,531	0	0	0	0	1,343	1,343	555.7
Greater Peoria Regional Airport	Air Force Guard	Peoria	31	427,169	0	0	0	0	0	720	267.1
Scott AFB	Air Force Active	Belleville	279	5,037,465	0	0	3	6,297	2,863	3,684	2,368.1
<b>* OTHER SITE(S) : 5</b>			<b>1</b>	<b>3,519</b>	<b>2</b>	<b>11,842</b>	<b>0</b>	<b>0</b>	<b>37</b>	<b>41</b>	<b>7.2</b>
<b>Illinois Total:</b>			<b>369</b>	<b>6,189,784</b>	<b>2</b>	<b>11,842</b>	<b>3</b>	<b>6,297</b>	<b>4,243</b>	<b>5,866</b>	<b>3,333.8</b>
<b>Indiana</b>											
Fort Wayne IAP-3 87.85 Acres	Air Force Guard	Fort Wayne	1	14,280	0	0	0	0	0	19	10.3
Fort Wayne IAP-4 50.20 Acres	Air Force Guard	Fort Wayne	0	0	0	0	0	0	0	50	11.1
Grissom ARB	Air Force Reserve	Las Vegas	85	1,056,072	0	0	0	0	1,410	1,791	617.1
Hulman Fld	Air Force Guard	Terre Haute	33	295,679	0	0	0	0	37	121	102.6
Jefferson Proving Ground	Air Force Guard	Madison	6	17,295	0	0	0	0	0	1,033	10.3
<b>* OTHER SITE(S) : 7</b>			<b>41</b>	<b>423,371</b>	<b>0</b>	<b>0</b>	<b>0</b>	<b>0</b>	<b>1,020</b>	<b>1,230</b>	<b>272.7</b>
<b>Indiana Total:</b>			<b>166</b>	<b>1,806,697</b>	<b>0</b>	<b>0</b>	<b>0</b>	<b>0</b>	<b>2,467</b>	<b>4,244</b>	<b>1,024.1</b>
<b>Iowa</b>											
Des Moines IAP	Air Force Guard	Des Moines	27	229,094	4	177,754	0	0	0	172	156.2
Fort Dodge ANG	Air Force Guard	Fort Dodge	6	37,244	0	0	0	0	0	13	16.9
Sioux Gateway Apt/Col Bud Day Field - ANG	Air Force Guard	Sioux City	36	373,280	0	0	0	0	0	267	185.7
<b>* OTHER SITE(S) : 3</b>			<b>3</b>	<b>25,021</b>	<b>0</b>	<b>0</b>	<b>0</b>	<b>0</b>	<b>16</b>	<b>18</b>	<b>14.0</b>
<b>Iowa Total:</b>			<b>72</b>	<b>664,639</b>	<b>4</b>	<b>177,754</b>	<b>0</b>	<b>0</b>	<b>16</b>	<b>469</b>	<b>372.7</b>
<b>Johnston Atoll</b>											
Johnston Atoll Airfield	Air Force Active	Johnston Atoll	72	295,161	0	0	0	0	684	684	731.3
<b>Johnston Atoll Total:</b>			<b>72</b>	<b>295,161</b>	<b>0</b>	<b>0</b>	<b>0</b>	<b>0</b>	<b>684</b>	<b>684</b>	<b>731.3</b>
<b>Kansas</b>											
Forbes Field ANG	Air Force Guard	Topeka	31	514,474	0	0	0	0	192	215	225.5
McConnell AFB	Air Force Active	Wichita	196	3,265,682	0	0	1	5,400	2,632	3,577	1,747.8
Smoky Hill ANG Range	Air Force Guard	Salina	54	123,632	0	0	0	0	33,878	33,878	132.4
<b>* OTHER SITE(S) : 7</b>			<b>7</b>	<b>196,250</b>	<b>0</b>	<b>0</b>	<b>0</b>	<b>0</b>	<b>101</b>	<b>348</b>	<b>59.1</b>
<b>Kansas Total:</b>			<b>288</b>	<b>4,100,038</b>	<b>0</b>	<b>0</b>	<b>1</b>	<b>5,400</b>	<b>36,803</b>	<b>38,018</b>	<b>2,164.8</b>

\* US Locations that do not meet criteria of at least ten (10) Acres AND at least \$10M PRV. US Territories and Non-US Locations that do not meet criteria of at least ten (10) Acres OR at least \$10M PRV.

**DEPARTMENT OF DEFENSE - Air Force**  
**Base Structure Report - As of 30 Sept 2017**

SITE	COMPONENT	NAME NEAREST CITY	BUILDINGS						ACRES OWNED	TOTAL SITE ACRES	TOTAL SITE PRV (\$M)
			OWNED		LEASED		OTHER				
			COUNT	SQFT	COUNT	SQFT	COUNT	SQFT			
<b><u>Kentucky</u></b>											
Louisville IAP-Standiford	Air Force Guard	Louisville	13	363,052	0	0	0	0	0	76	109.4
* OTHER SITE(S) : 1			3	37,026	0	0	0	0	0	6	9.1
<b>Kentucky Total:</b>			<b>16</b>	<b>400,078</b>	<b>0</b>	<b>0</b>	<b>0</b>	<b>0</b>	<b>0</b>	<b>81</b>	<b>118.5</b>
<b><u>Louisiana</u></b>											
Barksdale AFB	Air Force Active	Shreveport	428	5,103,808	0	0	425	1,066,343	240	22,504	2,441.1
Claiborne Air Force Range	Air Force Reserve	Shreveport	3	5,969	0	0	0	0	0	7,800	10.9
Hammond Communications Station	Air Force Guard	New Orleans	7	31,089	0	0	0	0	13	13	10.8
NAS JRB New Orleans	Air Force Guard	Belle Chasse	45	392,945	0	0	0	0	89	89	136.5
* OTHER SITE(S) : 4			9	65,296	0	0	1	8,000	21	25	20.1
<b>Louisiana Total:</b>			<b>492</b>	<b>5,599,107</b>	<b>0</b>	<b>0</b>	<b>426</b>	<b>1,074,343</b>	<b>363</b>	<b>30,431</b>	<b>2,619.4</b>
<b><u>Maine</u></b>											
Bangor IAP	Air Force Guard	Bangor	13	289,416	0	0	0	0	110	122	115.7
Bangor Lease Land Site 4	Air Force Guard	Bangor	17	122,130	0	0	0	0	0	159	66.3
DFAS Annex	Air Force Active	Limestone	0	0	0	0	1	142,400	0	16	49.5
South Portland ANGS	Air Force Guard	South Portland	9	58,046	0	0	0	0	0	12	20.1
* OTHER SITE(S) : 3			6	70,833	0	0	0	0	10	10	18.3
<b>Maine Total:</b>			<b>45</b>	<b>540,425</b>	<b>0</b>	<b>0</b>	<b>1</b>	<b>142,400</b>	<b>121</b>	<b>320</b>	<b>269.9</b>
<b><u>Maryland</u></b>											
Andrews AFB	Air Force Active	Washington, DC	382	6,693,573	0	0	4	34,279	4,892	4,903	2,943.6
Brandywine Globecom Annex	Air Force Active	Brandywine	4	3,944	0	0	0	0	1,640	1,640	25.4
Governors Bridge Globecom Annex	Air Force Active	Davidsonville	3	28,352	0	0	0	0	864	864	23.9
Martin State Apt	Air Force Guard	Middle River	47	426,240	0	0	0	0	0	175	190.7
Summerfield FH Site 1	Air Force Active	Landover	0	0	0	0	192	1,930,857	0	234	646.8
* OTHER SITE(S) : 6			3	482	1	4,471	3	105,164	22	24	39.9
<b>Maryland Total:</b>			<b>439</b>	<b>7,152,591</b>	<b>1</b>	<b>4,471</b>	<b>199</b>	<b>2,070,300</b>	<b>7,417</b>	<b>7,840</b>	<b>3,870.1</b>
<b><u>Massachusetts</u></b>											
Barnes MAP - ANG	Air Force Guard	Westfield	52	459,247	0	0	0	0	1	115	294.9
Cape Cod AS	Air Force Active	Bourne	14	102,396	0	0	1	3,114	0	101	78.4
Fourth Cliff Recreation Annex	Air Force Active	Bedford	22	23,299	0	0	0	0	56	56	10.9
Hanscom AF Base	Air Force Active	Bedford	144	4,065,133	0	0	2	1,987	779	846	1,781.2
Otis ANGB	Air Force Guard	Buzzards Bay	108	1,040,271	0	0	0	0	1,353	4,026	1,244.8

\* US Locations that do not meet criteria of at least ten (10) Acres AND at least \$10M PRV. US Territories and Non-US Locations that do not meet criteria of at least ten (10) Acres OR at least \$10M PRV.

## DEPARTMENT OF DEFENSE - Air Force

### Base Structure Report - As of 30 Sept 2017

SITE	COMPONENT	NAME NEAREST CITY	BUILDINGS						ACRES OWNED	TOTAL SITE ACRES	TOTAL SITE PRV (\$M)
			OWNED		LEASED		OTHER				
			COUNT	SQFT	COUNT	SQFT	COUNT	SQFT			
Westover ARB	Air Force Reserve	Chicopee	106	1,636,222	0	0	0	0	2,111	2,181	1,103.2
* OTHER SITE(S) : 17			25	110,994	0	0	1	1,793	29	308	414.1
<b>Massachusetts Total:</b>			<b>471</b>	<b>7,437,562</b>	<b>0</b>	<b>0</b>	<b>4</b>	<b>6,894</b>	<b>4,329</b>	<b>7,633</b>	<b>4,927.5</b>
<b>Michigan</b>											
Alpena County Regional Airport	Air Force Guard	Alpena	85	463,469	0	0	0	0	0	657	236.3
Batt West Property Site 2	Air Force Guard	Battle Creek	8	64,844	0	0	0	0	0	159	20.8
Camp Grayling Weapons Range	Air Force Guard	Waters	1	12,247	0	0	0	0	0	16	17.1
Selfridge ANGB	Air Force Guard	Mount Clemens	239	2,296,764	0	0	0	0	3,077	3,603	1,587.0
W K Kellogg Airport	Air Force Guard	Battle Creek	27	335,454	0	0	0	0	0	140	158.4
W.K. Kellogg South Ramp	Air Force Guard	Battle Creek	0	0	0	0	0	0	0	16	21.1
* OTHER SITE(S) : 4			4	16,522	0	0	0	0	39	58	7.4
<b>Michigan Total:</b>			<b>364</b>	<b>3,189,300</b>	<b>0</b>	<b>0</b>	<b>0</b>	<b>0</b>	<b>3,116</b>	<b>4,649</b>	<b>2,048.0</b>
<b>Minnesota</b>											
Duluth IAP	Air Force Guard	Duluth	25	329,120	0	0	0	0	0	174	212.0
Duluth International ARFF Site 2	Air Force Guard	Duluth	1	25,925	0	0	0	0	0	16	11.1
Minneapolis-St Paul	Air Force Reserve	Minneapolis	83	1,111,768	0	0	0	0	7	246	487.3
* OTHER SITE(S) : 8			21	89,666	0	0	0	0	33	152	41.3
<b>Minnesota Total:</b>			<b>130</b>	<b>1,556,479</b>	<b>0</b>	<b>0</b>	<b>0</b>	<b>0</b>	<b>40</b>	<b>588</b>	<b>751.7</b>
<b>Mississippi</b>											
255th Air Control Squadron	Air Force Guard	Gulfport	5	44,751	0	0	0	0	0	11	12.4
ADR Site	Air Force Guard	Gulfport	9	22,663	0	0	0	0	0	70	12.1
Columbus AFB	Air Force Active	Columbus	155	1,623,151	0	0	186	628,655	4,411	4,919	1,081.9
Columbus Auxiliary Airfield	Air Force Active	Shuqualak	5	8,480	0	0	0	0	895	1,061	33.0
Gulfport-Biloxi Regional Airport	Air Force Guard	Gulfport	55	517,029	0	0	0	0	10	144	152.5
Jackson IAP, Thompson Field	Air Force Guard	Flowood	28	532,283	0	0	0	0	0	126	175.0
Jackson IAP, Thompson Field Site 2	Air Force Guard	Camp Shelby	2	9,713	0	0	0	0	0	182	19.0
Keesler AF Base	Air Force Active	Biloxi	219	6,670,049	0	0	0	0	892	1,670	2,148.8
Key Field	Air Force Guard	Meridian	33	395,891	0	0	0	0	3	126	170.2
* OTHER SITE(S) : 13			40	27,050	0	0	0	0	216	324	35.6
<b>Mississippi Total:</b>			<b>551</b>	<b>9,851,060</b>	<b>0</b>	<b>0</b>	<b>186</b>	<b>628,655</b>	<b>6,426</b>	<b>8,633</b>	<b>3,840.5</b>

\* US Locations that do not meet criteria of at least ten (10) Acres AND at least \$10M PRV. US Territories and Non-US Locations that do not meet criteria of at least ten (10) Acres OR at least \$10M PRV.

## DEPARTMENT OF DEFENSE - Air Force

### Base Structure Report - As of 30 Sept 2017

SITE	COMPONENT	NAME NEAREST CITY	BUILDINGS						ACRES OWNED	TOTAL SITE ACRES	TOTAL SITE PRV (\$M)
			OWNED		LEASED		OTHER				
			COUNT	SQFT	COUNT	SQFT	COUNT	SQFT			
<b>Missouri</b>											
Fort Leonard Wood Range	Air Force Guard	Laquey	2	6,449	0	0	1	7,500	0	305	21.1
Jefferson Barracks ANG	Air Force Guard	Jefferson Barracks	31	367,105	0	0	0	0	0	135	134.5
Lambert-St Louis	Air Force Guard	St. Louis	17	100,861	0	0	0	0	25	48	40.6
New Fire House Site 7	Air Force Guard	St. Joseph	2	30,459	0	0	0	0	0	41	11.2
NGA Arnold Site	Air Force Active	Arnold	3	253,249	0	0	0	0	34	36	67.0
Rosecrans MAP (139AG)	Air Force Guard	St. Joseph	38	327,828	0	0	0	0	53	90	142.8
St Louis AFS	Air Force Active	St. Louis	15	740,037	0	0	0	0	25	25	146.7
Whiteman AFB	Air Force Active	Knob Noster	312	3,892,753	0	0	521	1,290,300	4,948	5,566	3,206.1
* OTHER SITE(S) : 7			16	198,942	0	0	0	0	0	331	67.0
<b>Missouri Total:</b>			<b>436</b>	<b>5,917,683</b>	<b>0</b>	<b>0</b>	<b>522</b>	<b>1,297,800</b>	<b>5,085</b>	<b>6,577</b>	<b>3,836.9</b>
<b>Montana</b>											
Great Falls IAP	Air Force Guard	Great Falls	36	407,204	0	0	0	0	0	139	172.4
Malmstrom AFB	Air Force Active	Great Falls	228	3,069,261	0	0	20	61,406	2,159	3,628	2,435.8
* OTHER SITE(S) : 228			261	290,629	0	0	1	25	708	25,278	1,938.3
<b>Montana Total:</b>			<b>525</b>	<b>3,767,094</b>	<b>0</b>	<b>0</b>	<b>21</b>	<b>61,431</b>	<b>2,866</b>	<b>29,045</b>	<b>4,546.6</b>
<b>Nebraska</b>											
Lincoln MAP	Air Force Guard	Lincoln	22	324,543	0	0	3	25,193	0	129	148.5
Offutt AFB	Air Force Active	Omaha	176	5,589,622	0	0	2	101,490	1,658	1,923	2,409.7
Offutt Communications Annex 2 Globecom	Air Force Active	Elkhorn	9	118,735	0	0	0	0	372	372	42.2
Offutt FH Annex	Air Force Active	Omaha	22	382,447	0	0	0	0	781	793	146.1
* OTHER SITE(S) : 94			102	155,755	0	0	0	0	385	10,814	696.7
<b>Nebraska Total:</b>			<b>331</b>	<b>6,571,102</b>	<b>0</b>	<b>0</b>	<b>5</b>	<b>126,683</b>	<b>3,196</b>	<b>14,031</b>	<b>3,443.1</b>
<b>Nevada</b>											
Creech AFB	Air Force Active	Indian Springs	135	1,080,753	0	0	0	0	253	2,318	778.6
Nellis AFB	Air Force Active	Las Vegas	616	6,520,816	0	0	0	0	5,214	14,160	3,948.3
Nellis Air Force Range	Air Force Active	Indian Springs	57	140,745	0	0	1	986	433	3,092,317	323.8
Nellis Small Arms Range Annex	Air Force Active	Las Vegas	0	0	0	0	0	0	0	10,623	10.9
Nellis System Annex Site 1	Air Force Active	North Las Vegas	2	19,347	0	0	0	0	104	107	29.0
Reno Tahoe IAP	Air Force Guard	Reno	29	386,341	0	0	0	0	0	60	221.2
Tonopah AFS	Air Force Active	Tonopah	16	38,403	0	0	0	0	4	47	12.9
Tonopah Auxiliary Airfield Annex	Air Force Active	Tonopah	146	1,650,219	0	0	0	0	0	2,157	1,162.0
Tonopah Auxiliary Airfield Annex 2	Air Force Active	Tonopah	93	782,042	0	0	0	0	0	109	240.6

\* US Locations that do not meet criteria of at least ten (10) Acres AND at least \$10M PRV. US Territories and Non-US Locations that do not meet criteria of at least ten (10) Acres OR at least \$10M PRV.

**DEPARTMENT OF DEFENSE - Air Force**  
**Base Structure Report - As of 30 Sept 2017**

SITE	COMPONENT	NAME NEAREST CITY	BUILDINGS						ACRES OWNED	TOTAL SITE ACRES	TOTAL SITE PRV (\$M)
			OWNED		LEASED		OTHER				
			COUNT	SQFT	COUNT	SQFT	COUNT	SQFT			
* OTHER SITE(S) : 17			10	31,380	1	2,118	1	840	0	15,395	13.5
<b>Nevada Total:</b>			<b>1,104</b>	<b>10,650,046</b>	<b>1</b>	<b>2,118</b>	<b>2</b>	<b>1,826</b>	<b>6,008</b>	<b>3,137,294</b>	<b>6,740.9</b>
<b><u>New Hampshire</u></b>											
New Boston AS	Air Force Active	New Boston	23	91,223	0	0	0	0	2,826	2,873	63.3
Newington Defense Fuel Support Point	Air Force Active	Newington	3	3,680	0	0	0	0	10	15	41.5
Pease ANGB	Air Force Guard	Portsmouth	47	545,618	0	0	0	0	216	216	381.9
<b>New Hampshire Total:</b>			<b>73</b>	<b>640,521</b>	<b>0</b>	<b>0</b>	<b>0</b>	<b>0</b>	<b>3,052</b>	<b>3,104</b>	<b>486.8</b>
<b><u>New Jersey</u></b>											
Air Mobility Warfare Center	Air Force Active	Allentown	12	290,983	0	0	0	0	27	27	113.9
Atlantic City IAP	Air Force Guard	Egg Harbor Township	41	437,748	0	0	0	0	296	307	230.1
Fort Dix	Air Force Active	Allentown	689	6,008,496	0	0	1	4,039	30,719	30,720	4,647.9
McGuire AFB	Air Force Active	Allentown	242	5,203,416	0	0	0	0	1,100	3,620	2,945.4
NAWCADLKE Non-NIF Lakehurst	Air Force Active	Allentown	195	3,239,599	0	0	0	0	1,526	7,405	1,976.1
Warren Grove Range	Air Force Guard	Warren Grove	4	420	0	0	0	0	9,416	9,416	13.8
* OTHER SITE(S) : 5			18	130,041	0	0	1	87	65	321	852.1
<b>New Jersey Total:</b>			<b>1,201</b>	<b>15,310,703</b>	<b>0</b>	<b>0</b>	<b>2</b>	<b>4,126</b>	<b>43,149</b>	<b>51,815</b>	<b>10,779.3</b>
<b><u>New Mexico</u></b>											
Boles System Annex	Air Force Active	Alamogordo	3	6,431	0	0	0	0	2,694	6,983	20.8
Bonito Lake System Annex	Air Force Active	Alamogordo	5	1,529	0	0	0	0	0	153	42.1
Cannon AFB	Air Force Active	Amarillo	237	3,347,866	0	0	0	0	1,617	4,213	1,830.1
Cannon AFB Site 2	Air Force Active	Clovis	4	29,471	0	0	0	0	309	309	33.6
Holloman AFB	Air Force Active	Alamogordo	446	5,128,481	2	105,548	27	637,998	8,506	51,813	4,161.1
Holloman Site 3	Air Force Active	Chaparral	0	0	0	0	0	0	5,339	5,339	11.2
Kirtland AFB	Air Force Active	Albuquerque	737	7,737,594	0	0	2	123,048	25,473	43,842	3,869.2
Melrose Air Force Range	Air Force Active	Floyd	16	29,083	0	0	0	0	51,810	79,973	46.0
* OTHER SITE(S) : 29			62	237,761	1	20	0	0	1,852	131,887	326.6
<b>New Mexico Total:</b>			<b>1,510</b>	<b>16,518,216</b>	<b>3</b>	<b>105,568</b>	<b>29</b>	<b>761,046</b>	<b>97,600</b>	<b>324,512</b>	<b>10,340.7</b>
<b><u>New York</u></b>											
Air Force Plant 59	Air Force Active	Johnson City	4	637,238	0	0	0	0	29	32	134.3
Francis S. Gabreski Airport	Air Force Guard	Westhampton Beach	0	0	0	0	24	358,729	0	80	152.2
Hancock Field	Air Force Guard	Syracuse	46	594,205	0	0	0	0	270	322	344.8
Neads Unit, Rome	Air Force Guard	Griffiss Afb	6	63,185	0	0	0	0	43	43	23.7
Niagara Falls	Air Force Reserve	Niagara Falls	91	1,054,410	0	0	0	0	548	986	553.2

\* US Locations that do not meet criteria of at least ten (10) Acres AND at least \$10M PRV. US Territories and Non-US Locations that do not meet criteria of at least ten (10) Acres OR at least \$10M PRV.

**DEPARTMENT OF DEFENSE - Air Force**  
**Base Structure Report - As of 30 Sept 2017**

SITE	COMPONENT	NAME NEAREST CITY	BUILDINGS						ACRES OWNED	TOTAL SITE ACRES	TOTAL SITE PRV (\$M)
			OWNED		LEASED		OTHER				
			COUNT	SQFT	COUNT	SQFT	COUNT	SQFT			
Rome Laboratory	Air Force Active	Newburgh	7	1,246,256	0	0	0	0	94	98	349.9
Schenectady MAP - ANG	Air Force Guard	Scotia	33	417,235	0	0	0	0	0	129	181.3
Stewart IAP	Air Force Guard	Newburgh	44	841,336	0	0	0	0	0	267	495.5
Verona Defense Fuel Support Point	Air Force Active	Verona	6	6,722	0	0	0	0	35	35	41.3
Verona Test Annex	Air Force Active	Vernon	19	62,139	0	0	0	0	494	495	25.0
<b>* OTHER SITE(S) : 15</b>			12	38,831	0	0	3	5,028	4,481	4,667	22.5
<b>New York Total:</b>			<b>268</b>	<b>4,961,557</b>	<b>0</b>	<b>0</b>	<b>27</b>	<b>363,757</b>	<b>5,993</b>	<b>7,152</b>	<b>2,323.7</b>
<b>North Carolina</b>											
Charlotte/Douglas IAP	Air Force Guard	Charlotte	33	416,788	0	0	0	0	0	110	140.8
Dare County Range	Air Force Active	Goldsboro	15	14,016	0	0	0	0	46,595	46,604	23.3
Fort Fisher Recreation Site	Air Force Active	Goldsboro	55	130,160	0	0	0	0	40	40	29.2
Seymour Johnson AFB	Air Force Active	Goldsboro	312	3,049,448	0	0	1	56,476	3,243	4,129	1,328.1
Stanly County Airport	Air Force Guard	New London	38	142,924	0	0	0	0	0	114	79.3
<b>* OTHER SITE(S) : 1</b>			0	0	0	0	0	0	3	3	0.0
<b>North Carolina Total:</b>			<b>453</b>	<b>3,753,336</b>	<b>0</b>	<b>0</b>	<b>1</b>	<b>56,476</b>	<b>49,881</b>	<b>51,000</b>	<b>1,600.7</b>
<b>North Dakota</b>											
Cavalier AS	Air Force Active	Mountain	17	377,292	0	0	1	384	278	295	321.1
Defense Fuel Support Point	Air Force Active	Grand Forks	3	2,529	0	0	0	0	11	28	58.9
Grand Forks AFB	Air Force Active	Grand Forks	164	2,715,068	0	0	0	0	4,830	5,420	1,474.4
Hector IAP	Air Force Guard	Fargo	0	0	1	2,830	34	450,282	0	255	217.3
Minot AFB	Air Force Active	Minot	277	4,035,314	0	0	9	251,900	4,965	5,615	10,465.4
<b>* OTHER SITE(S) : 171</b>			364	234,534	0	0	0	0	2,515	19,442	1,297.8
<b>North Dakota Total:</b>			<b>825</b>	<b>7,364,737</b>	<b>1</b>	<b>2,830</b>	<b>44</b>	<b>702,566</b>	<b>12,599</b>	<b>31,056</b>	<b>13,834.9</b>
<b>Ohio</b>											
ANG Rickenbacker IAP	Air Force Guard	Columbus	20	474,173	0	0	0	0	163	169	231.3
Blue Ash ANG	Air Force Guard	Blue Ash	15	51,903	0	0	0	0	0	12	19.3
Camp Perry ANG	Air Force Guard	Port Clinton	14	79,957	1	12,545	0	0	0	59	40.7
Mansfield Lahm MAP	Air Force Guard	Mansfield	25	288,226	0	0	0	0	0	287	220.3
Springfield Beckley MAP	Air Force Guard	Springfield	38	399,691	0	0	0	0	0	180	156.3
Toledo/Exp Airport	Air Force Guard	Swanton	43	381,084	0	0	0	0	0	135	165.1
Wright-Patt Site 2	Air Force Active	Dayton	208	8,943,700	0	0	2	4,608	2,368	2,368	6,414.2
Wright-Patterson AFB	Air Force Active	Dayton	390	7,426,255	0	0	2	162,500	5,070	5,579	5,316.4
Youngstown Joint ARS	Air Force Reserve	Vienna	77	789,742	0	0	1	78	230	659	315.8
Zanesville ANG	Air Force Guard	Columbus	5	33,368	0	0	0	0	0	13	12.3

\* US Locations that do not meet criteria of at least ten (10) Acres AND at least \$10M PRV. US Territories and Non-US Locations that do not meet criteria of at least ten (10) Acres OR at least \$10M PRV.

## DEPARTMENT OF DEFENSE - Air Force

### Base Structure Report - As of 30 Sept 2017

SITE	COMPONENT	NAME NEAREST CITY	BUILDINGS						ACRES OWNED	TOTAL SITE ACRES	TOTAL SITE PRV (\$M)
			OWNED		LEASED		OTHER				
			COUNT	SQFT	COUNT	SQFT	COUNT	SQFT			
* OTHER SITE(S) : 9			15	290,666	1	3,298	0	0	5	1,720	190.0
<b>Ohio Total:</b>			<b>850</b>	<b>19,158,765</b>	<b>2</b>	<b>15,843</b>	<b>5</b>	<b>167,186</b>	<b>7,836</b>	<b>11,181</b>	<b>13,081.7</b>
<b>Oklahoma</b>											
Altus AFB	Air Force Active	Oklahoma City	153	2,514,045	0	0	347	554,987	2,419	6,823	1,491.2
Kegelman Air Force Auxiliary Field	Air Force Active	Enid	6	10,859	0	0	0	0	906	1,284	38.6
Tinker Aerospace Complex	Air Force Active	Oklahoma City	11	3,959,309	0	0	1	1	414	414	283.3
Tinker AFB	Air Force Active	Oklahoma City	388	14,504,687	0	0	0	0	3,945	4,858	4,721.7
Tinker Support Annex	Air Force Active	Oklahoma City	22	154,644	0	0	0	0	89	133	65.5
TinkerAFB Site 3	Air Force Active	Oklahoma City	8	144,297	0	0	0	0	26	26	55.1
Tulsa IAP	Air Force Guard	Tulsa	45	390,558	0	0	0	0	0	145	131.0
Vance AFB	Air Force Active	Enid	126	1,485,226	0	0	0	0	871	3,738	910.4
Will Rogers World Airport	Air Force Guard	Oklahoma City	39	370,989	0	0	0	0	0	135	188.1
* OTHER SITE(S) : 11			12	13,666	2	12,619	0	0	1,132	1,152	13.7
<b>Oklahoma Total:</b>			<b>810</b>	<b>23,548,280</b>	<b>2</b>	<b>12,619</b>	<b>348</b>	<b>554,988</b>	<b>9,802</b>	<b>18,707</b>	<b>7,898.7</b>
<b>Oregon</b>											
Kingsley Field Munitions Area Site 3	Air Force Guard	Klamath Falls	11	41,318	0	0	0	0	0	135	12.7
Klamath Falls Airport-Kingsley Field - ANG	Air Force Guard	Kingsley Field	43	390,386	0	0	0	0	4	776	210.5
Portland IAP	Air Force Guard	Portland	59	715,128	0	0	0	0	0	222	354.6
* OTHER SITE(S) : 7			5	72,387	0	0	0	0	29	2,375	41.4
<b>Oregon Total:</b>			<b>118</b>	<b>1,219,219</b>	<b>0</b>	<b>0</b>	<b>0</b>	<b>0</b>	<b>34</b>	<b>3,508</b>	<b>619.2</b>
<b>Pennsylvania</b>											
ANG Pittsburgh IAP	Air Force Guard	Coraopolis	35	413,707	0	0	0	0	0	176	194.2
Fort Indiantown Gap AGS	Air Force Guard	Annville	25	155,231	0	0	1	6,881	0	62	49.8
Fort Indiantown Gap AGS Area 15	Air Force Guard	Annville	5	13,890	0	0	2	1,692	0	69	11.4
Fort Indiantown Gap AGS Area 2	Air Force Guard	Annville	19	62,396	0	0	0	0	0	53	24.1
Harrisburg IAP ANG	Air Force Guard	Middletown	36	307,558	0	0	0	0	0	42	101.8
Johnstown Cambria County Airport	Air Force Guard	Johnstown	1	22,039	0	0	0	0	0	10	12.5
Pittsburgh IAP - ARS	Air Force Reserve	Coraopolis	57	590,012	0	0	1	357	12	205	238.3
Willow Grove JRB	Air Force Guard	Horsham	68	871,970	0	0	0	0	207	207	349.6
* OTHER SITE(S) : 7			3	32,061	0	0	0	0	0	386	17.5
<b>Pennsylvania Total:</b>			<b>249</b>	<b>2,468,864</b>	<b>0</b>	<b>0</b>	<b>4</b>	<b>8,930</b>	<b>219</b>	<b>1,209</b>	<b>999.2</b>

\* US Locations that do not meet criteria of at least ten (10) Acres AND at least \$10M PRV. US Territories and Non-US Locations that do not meet criteria of at least ten (10) Acres OR at least \$10M PRV.



**DEPARTMENT OF DEFENSE - Air Force**  
**Base Structure Report - As of 30 Sept 2017**

SITE	COMPONENT	NAME NEAREST CITY	BUILDINGS						ACRES OWNED	TOTAL SITE ACRES	TOTAL SITE PRV (\$M)
			OWNED		LEASED		OTHER				
			COUNT	SQFT	COUNT	SQFT	COUNT	SQFT			
<b><u>Puerto Rico</u></b>											
Isabela N00207-AB	Air Force Active	Isabela	8	36,413	0	0	0	0	413	413	20.0
Luis Munoz Marin IAP	Air Force Guard	Carolina	36	318,729	0	0	0	0	0	95	166.5
Punta Borinquen Radar Site	Air Force Guard	Aguadilla	9	52,318	0	0	0	0	6	6	24.1
Punta Salinas Radar Site	Air Force Guard	Toa Baja	17	47,963	0	0	0	0	30	30	21.3
Ramey AF Solar Observatory Research Site	Air Force Active	Aguadilla	7	6,236	0	0	0	0	74	81	3.5
Salinas N00207-JA	Air Force Active	Salinas, Salinas	2	6,567	0	0	0	0	249	249	5.4
<b>Puerto Rico Total:</b>			<b>79</b>	<b>468,226</b>	<b>0</b>	<b>0</b>	<b>0</b>	<b>0</b>	<b>773</b>	<b>875</b>	<b>240.8</b>
<b><u>Rhode Island</u></b>											
North Smithfield ANGS	Air Force Guard	Slatersville	8	62,919	0	0	0	0	24	34	26.9
Quonset State Airport	Air Force Guard	North Kingstown	29	419,477	0	0	2	10,582	0	104	207.3
* OTHER SITE(S) : 1			0	0	0	0	0	0	0	2	0.0
<b>Rhode Island Total:</b>			<b>37</b>	<b>482,396</b>	<b>0</b>	<b>0</b>	<b>2</b>	<b>10,582</b>	<b>24</b>	<b>140</b>	<b>234.3</b>
<b><u>South Carolina</u></b>											
Charleston AFB	Air Force Active	Charleston	229	3,251,463	0	0	1	2,655	1,513	3,877	2,068.8
Charleston Defense Fuel Support Point	Air Force Active	Charleston	6	5,143	0	0	0	0	44	56	102.4
Hunley Park Military FH	Air Force Active	Charleston	3	12,761	0	0	0	0	271	271	16.3
McEntire Joint NGB	Air Force Guard	Hopkins	91	1,009,089	0	0	0	0	2,276	2,421	435.4
North Air Force Auxiliary Field	Air Force Active	Charleston	6	33,035	0	0	0	0	2,279	2,393	87.4
NWS Charleston	Air Force Active	Goose Creek	558	4,770,331	0	0	3	6,732	3,293	16,729	2,257.6
NWS Charleston North Yard	Air Force Active	North Charleston	11	278,808	0	0	0	0	21	21	45.6
NWS Charleston Short Stay	Air Force Active	Moncks Corner	43	58,299	0	0	1	345	0	57	13.9
Poinsett Electronic Combat Range	Air Force Active	Wedgefield	12	17,636	0	0	0	0	2,239	12,521	15.2
Shaw AFB	Air Force Active	Wedgefield	264	3,283,036	0	0	0	0	524	3,479	1,628.2
* OTHER SITE(S) : 16			30	105,803	4	265,009	1	3,600	33	121	78.7
<b>South Carolina Total:</b>			<b>1,253</b>	<b>12,825,404</b>	<b>4</b>	<b>265,009</b>	<b>6</b>	<b>13,332</b>	<b>12,492</b>	<b>41,945</b>	<b>6,749.6</b>
<b><u>South Dakota</u></b>											
Ellsworth AFB Site 1	Air Force Active	Box Elder	249	3,528,801	0	0	107	492,951	2,572	5,309	2,550.8
Ellsworth AFB Site 2	Air Force Active	Box Elder	60	440,855	0	0	47	218,241	536	725	382.0
Joe Foss Field	Air Force Guard	Sioux Falls	33	354,585	3	51,167	0	0	0	215	153.8
* OTHER SITE(S) : 13			3	93,076	0	0	0	0	0	2,905	32.0
<b>South Dakota Total:</b>			<b>345</b>	<b>4,417,317</b>	<b>3</b>	<b>51,167</b>	<b>154</b>	<b>711,192</b>	<b>3,108</b>	<b>9,155</b>	<b>3,118.6</b>

\* US Locations that do not meet criteria of at least ten (10) Acres AND at least \$10M PRV. US Territories and Non-US Locations that do not meet criteria of at least ten (10) Acres OR at least \$10M PRV.

## DEPARTMENT OF DEFENSE - Air Force

### Base Structure Report - As of 30 Sept 2017

SITE	COMPONENT	NAME NEAREST CITY	BUILDINGS						ACRES OWNED	TOTAL SITE ACRES	TOTAL SITE PRV (\$M)
			OWNED		LEASED		OTHER				
			COUNT	SQFT	COUNT	SQFT	COUNT	SQFT			
<b>Tennessee</b>											
Arnold AS	Air Force Active	Tullahoma	328	2,847,305	0	0	0	0	38,861	38,866	9,225.3
McGhee Tyson Airport	Air Force Guard	Louisville	73	834,137	0	0	0	0	0	346	394.8
Memphis IAP	Air Force Guard	Memphis	19	587,894	0	0	0	0	0	119	212.0
Nashville IAP	Air Force Guard	Nashville	29	428,928	0	0	0	0	0	88	144.2
* OTHER SITE(S) : 2			0	0	0	0	0	0	0	12	0.7
<b>Tennessee Total:</b>			<b>449</b>	<b>4,698,264</b>	<b>0</b>	<b>0</b>	<b>0</b>	<b>0</b>	<b>38,861</b>	<b>39,431</b>	<b>9,977.0</b>
<b>Texas</b>											
Air Force Plant 4	Air Force Active	Fort Worth	85	5,604,221	0	0	0	0	678	727	1,340.5
Camp Bullis	Air Force Active	San Antonio	291	774,949	0	0	0	0	27,993	27,993	385.2
Canyon Lake Recreation Annex	Air Force Active	Canyon Lake	39	24,719	0	0	0	0	0	383	10.9
Dyess AFB	Air Force Active	Abilene	271	3,358,000	0	0	3	97,777	3,120	6,320	2,064.8
Eldorado AFS	Air Force Active	San Antonio	7	114,791	0	0	0	0	119	128	38.1
Ellington Field	Air Force Guard	Houston	55	578,522	0	0	0	0	213	213	215.8
Fort Bliss ANGS	Air Force Guard	El Paso	2	48,443	0	0	0	0	0	12	17.2
Fort Sam Houston	Air Force Active	San Antonio	369	9,737,372	0	0	3	377,820	2,702	2,808	3,225.0
Goodfellow AFB	Air Force Active	San Antonio	157	2,594,681	0	0	26	136,226	1,082	1,083	936.5
Goodfellow Recreation Annex 1	Air Force Active	San Antonio	9	7,906	0	0	0	0	0	15	11.1
Hensley Field AGS	Air Force Guard	Dallas	0	0	8	62,487	0	0	0	23	19.8
Kelly AFB	Air Force Active	San Antonio	2	258	20	1,763,837	0	0	435	435	436.1
Kelly Field Annex	Air Force Active	San Antonio	129	2,314,186	0	0	0	0	2,087	2,800	1,100.4
Lackland AFB	Air Force Active	San Antonio	415	11,308,021	0	0	0	0	2,716	2,723	4,060.9
Lackland Training Annex	Air Force Active	San Antonio	253	1,526,078	0	0	0	0	4,017	4,028	655.9
Lake Kickapoo Space Surveillance Station	Air Force Active	Archer City	13	14,250	0	0	0	0	191	191	19.2
Laughlin AF Base	Air Force Active	Del Rio	181	1,881,450	0	0	0	0	4,358	4,695	943.8
Laughlin AFB Aux 1	Air Force Active	Del Rio	6	5,145	0	0	0	0	402	724	27.5
Medical Center Annex Site 1	Air Force Active	San Antonio	34	3,049,907	0	0	3	68,081	161	189	641.8
Randolph AFB	Air Force Active	San Antonio	238	4,094,393	0	0	1	652	2,884	3,180	1,763.3
Seguin Air Force Auxiliary Field	Air Force Active	Canyon Lake	5	3,962	0	0	0	0	972	973	77.9
Sheppard AFB	Air Force Active	Wichita Falls	320	7,220,106	0	0	0	0	4,597	5,296	2,574.1
Sheppard Recreation Annex	Air Force Active	Wichita Falls	51	32,787	0	0	0	0	0	430	11.7
* OTHER SITE(S) : 33			73	976,156	0	0	45	558,688	167	2,228	557.7
<b>Texas Total:</b>			<b>3,005</b>	<b>55,270,303</b>	<b>28</b>	<b>1,826,324</b>	<b>81</b>	<b>1,239,244</b>	<b>58,894</b>	<b>67,600</b>	<b>21,135.1</b>
<b>Utah</b>											
Hill AFB	Air Force Active	Ogden	739	12,354,528	1	24,660	1	6,063	5,748	6,683	4,764.2
Little Mountain Test Annex	Air Force Active	Ogden	18	120,693	0	0	0	0	731	731	108.1

\* US Locations that do not meet criteria of at least ten (10) Acres AND at least \$10M PRV. US Territories and Non-US Locations that do not meet criteria of at least ten (10) Acres OR at least \$10M PRV.

**DEPARTMENT OF DEFENSE - Air Force**  
**Base Structure Report - As of 30 Sept 2017**

SITE	COMPONENT	NAME NEAREST CITY	BUILDINGS						ACRES OWNED	TOTAL SITE ACRES	TOTAL SITE PRV (\$M)
			OWNED		LEASED		OTHER				
			COUNT	SQFT	COUNT	SQFT	COUNT	SQFT			
Salt Lake City IAP	Air Force Guard	Salt Lake City	51	495,753	0	0	0	0	0	135	224.1
Utah Test and Training Range South	Air Force Active	Ogden	34	27,354	0	0	0	0	7,180	572,656	49.0
UTTR - North	Air Force Active	Ogden	78	414,886	0	0	0	0	0	366,877	213.8
* OTHER SITE(S) : 73			21	13,635	1	16,250	1	2,000	133	456	12.5
<b>Utah Total:</b>			<b>941</b>	<b>13,426,849</b>	<b>2</b>	<b>40,910</b>	<b>2</b>	<b>8,063</b>	<b>13,792</b>	<b>947,538</b>	<b>5,371.6</b>
<b><u>Vermont</u></b>											
Burlington IAP	Air Force Guard	South Burlington	38	422,035	0	0	0	0	0	248	301.3
* OTHER SITE(S) : 1			0	0	0	0	0	0	0	33	4.5
<b>Vermont Total:</b>			<b>38</b>	<b>422,035</b>	<b>0</b>	<b>0</b>	<b>0</b>	<b>0</b>	<b>0</b>	<b>281</b>	<b>305.8</b>
<b><u>Virgin Islands</u></b>											
* OTHER SITE(S) : 1			5	9,288	0	0	0	0	9	9	5.9
<b>Virgin Islands Total:</b>			<b>5</b>	<b>9,288</b>	<b>0</b>	<b>0</b>	<b>0</b>	<b>0</b>	<b>9</b>	<b>9</b>	<b>5.9</b>
<b><u>Virginia</u></b>											
Byrd Field	Air Force Guard	Richmond	4	54,865	0	0	0	0	0	16	13.9
Camp Pendleton (ANG)	Air Force Guard	Virginia Beach	9	91,045	0	0	0	0	0	60	25.3
Fort Eustis	Air Force Active	Newport News	396	7,038,964	0	0	0	0	8,274	8,275	2,503.9
Langley AFB	Air Force Active	Newport News	265	5,359,432	0	0	1	17,600	3,482	3,727	2,346.7
Langley FH Annex	Air Force Active	Newport News	2	13,084	0	0	4	42,720	304	304	18.5
* OTHER SITE(S) : 2			0	0	1	41,348	0	0	0	1,942	11.1
<b>Virginia Total:</b>			<b>676</b>	<b>12,557,390</b>	<b>1</b>	<b>41,348</b>	<b>5</b>	<b>60,320</b>	<b>12,060</b>	<b>14,324</b>	<b>4,919.4</b>
<b><u>Wake Islands</u></b>											
Wake Island Airfield	Air Force Active	Wake Island	101	405,754	0	0	0	0	2,600	2,600	1,115.6
<b>Wake Islands Total:</b>			<b>101</b>	<b>405,754</b>	<b>0</b>	<b>0</b>	<b>0</b>	<b>0</b>	<b>2,600</b>	<b>2,600</b>	<b>1,115.6</b>
<b><u>Washington</u></b>											
Camp Murray AGS	Air Force Guard	Tacoma	12	137,596	0	0	0	0	0	42	50.1
Cusick Survival TS	Air Force Active	Fairchild	9	17,236	0	0	1	7,335	0	494,250	13.5
Fairchild AFB	Air Force Active	Spokane	222	3,865,508	0	0	242	304,080	4,392	6,102	2,254.1
Paine Field ANGS	Air Force Guard	Everett	9	46,399	0	0	0	0	12	12	19.6
White Bluff Site 1	Air Force Active	Airway Heights	15	120,843	0	0	0	0	79	86	62.5
* OTHER SITE(S) : 12			11	32,065	0	0	2	400	174	228	25.1
<b>Washington Total:</b>			<b>278</b>	<b>4,219,647</b>	<b>0</b>	<b>0</b>	<b>245</b>	<b>311,815</b>	<b>4,657</b>	<b>500,719</b>	<b>2,425.1</b>

\* US Locations that do not meet criteria of at least ten (10) Acres AND at least \$10M PRV. US Territories and Non-US Locations that do not meet criteria of at least ten (10) Acres OR at least \$10M PRV.

**DEPARTMENT OF DEFENSE - Air Force**  
**Base Structure Report - As of 30 Sept 2017**

SITE	COMPONENT	NAME NEAREST CITY	BUILDINGS						ACRES OWNED	TOTAL SITE ACRES	TOTAL SITE PRV (\$M)
			OWNED		LEASED		OTHER				
			COUNT	SQFT	COUNT	SQFT	COUNT	SQFT			
<b>West Virginia</b>											
EWVRA Shepherd Field	Air Force Guard	Martinsburg	29	473,305	0	0	3	184,506	0	339	283.6
Yeager Airport	Air Force Guard	Charleston	32	422,029	0	0	0	0	0	283	202.5
* OTHER SITE(S) : 2			2	5,010	0	0	0	0	0	0	2.6
<b>West Virginia Total:</b>			<b>63</b>	<b>900,344</b>	<b>0</b>	<b>0</b>	<b>3</b>	<b>184,506</b>	<b>0</b>	<b>622</b>	<b>488.7</b>
<b>Wisconsin</b>											
Gen Mitchell IAP	Air Force Guard	Milwaukee	20	328,684	0	0	3	11,273	0	67	166.1
Hardwood Weapons Range ANG	Air Force Guard	Necedah	5	11,153	0	0	0	0	0	7,865	18.9
Truax ANGB	Air Force Guard	Orange Mill	46	714,624	0	0	0	0	38	152	272.2
Volk ANGB	Air Force Guard	Orange Mill	128	579,695	0	0	0	0	0	2,385	351.5
* OTHER SITE(S) : 6			1	22,520	0	0	0	0	1	38	10.8
<b>Wisconsin Total:</b>			<b>200</b>	<b>1,656,676</b>	<b>0</b>	<b>0</b>	<b>3</b>	<b>11,273</b>	<b>39</b>	<b>10,507</b>	<b>819.5</b>
<b>Wyoming</b>											
Cheyenne Regional Airport	Air Force Guard	Cheyenne	32	464,885	0	0	0	0	0	719	179.1
F E Warren AFB	Air Force Active	Cheyenne	238	3,221,445	0	0	3	2,377	2,247	6,834	1,291.2
* OTHER SITE(S) : 86			41	85,035	0	0	0	0	238	15,545	239.5
<b>Wyoming Total:</b>			<b>311</b>	<b>3,771,365</b>	<b>0</b>	<b>0</b>	<b>3</b>	<b>2,377</b>	<b>2,484</b>	<b>23,098</b>	<b>1,709.9</b>
<b>US/US Territories Total:</b>			<b>32,295</b>	<b>447,712,482</b>	<b>113</b>	<b>5,208,893</b>	<b>3,452</b>	<b>17,034,514</b>	<b>1,515,607</b>	<b>8,181,138</b>	<b>270,965.1</b>

\* US Locations that do not meet criteria of at least ten (10) Acres AND at least \$10M PRV. US Territories and Non-US Locations that do not meet criteria of at least ten (10) Acres OR at least \$10M PRV.

## DEPARTMENT OF DEFENSE - Air Force

### Base Structure Report - As of 30 Sept 2017

SITE	COMPONENT	NAME NEAREST CITY	BUILDINGS						ACRES OWNED	TOTAL SITE ACRES	TOTAL SITE PRV (\$M)
			OWNED		LEASED		OTHER				
			COUNT	SQFT	COUNT	SQFT	COUNT	SQFT			
<b>Aruba</b>											
* OTHER SITE(S) : 1			0	0	0	0	1	2,071	0	0	1.4
		<b>Aruba Total:</b>	<b>0</b>	<b>0</b>	<b>0</b>	<b>0</b>	<b>1</b>	<b>2,071</b>	<b>0</b>	<b>0</b>	<b>1.4</b>
<b>Australia</b>											
* OTHER SITE(S) : 3			29	25,474	1	5,013	13	9,395	0	5	15.6
		<b>Australia Total:</b>	<b>29</b>	<b>25,474</b>	<b>1</b>	<b>5,013</b>	<b>13</b>	<b>9,395</b>	<b>0</b>	<b>5</b>	<b>15.6</b>
<b>Belgium</b>											
Kleine Brogel AB	Air Force Active	Kleine-Brogel	10	27,020	0	0	5	15,998	0	0	17.7
		<b>Belgium Total:</b>	<b>10</b>	<b>27,020</b>	<b>0</b>	<b>0</b>	<b>5</b>	<b>15,998</b>	<b>0</b>	<b>0</b>	<b>17.7</b>
<b>Colombia</b>											
* OTHER SITE(S) : 1			1	1,950	0	0	0	0	0	1	0.9
		<b>Colombia Total:</b>	<b>1</b>	<b>1,950</b>	<b>0</b>	<b>0</b>	<b>0</b>	<b>0</b>	<b>0</b>	<b>1</b>	<b>0.9</b>
<b>Costa Rica</b>											
* OTHER SITE(S) : 1			0	0	0	0	1	1,098	0	1	0.5
		<b>Costa Rica Total:</b>	<b>0</b>	<b>0</b>	<b>0</b>	<b>0</b>	<b>1</b>	<b>1,098</b>	<b>0</b>	<b>1</b>	<b>0.5</b>
<b>Germany</b>											
Bann Communications Station	Air Force Active	Bann	3	9,740	0	0	4	7,911	0	8	10.1
Bann Communications Station 2	Air Force Active	Bann	6	18,321	0	0	0	0	0	51	9.2
Bitburg FH Annex	Air Force Active	Trier	21	330,310	0	0	62	2,230,584	0	156	622.4
Buechel AB	Air Force Active	Buechel	5	18,469	0	0	9	46,509	0	0	26.5
Einsiedlerhof Maintenance Annex	Air Force Active	Einsiedlerhof	3	9,808	0	0	3	20,290	0	14	16.6
Einsiedlerhof Storage Annex	Air Force Active	Kaiserlautern	9	104,457	0	0	14	367,016	0	28	125.4
Einsiedlerkoepfe Training Annex	Air Force Active	Kaiserlautern	3	5,232	0	0	1	11,057	0	311	9.1
Geilenkirchen AB	Air Force Active	Geilenkirchen	10	44,469	1	2,500	12	107,707	0	0	56.0
Husterhoeh Communication Site	Air Force Active	Pirmasens	3	1,182	0	0	5	16,857	0	185	7.6
Kapaun Administration Annex	Air Force Active	Kaiserlautern	20	84,519	0	0	40	550,275	0	114	774.4
Landstuhl FH Annex O3	Air Force Active	Landstuhl	22	113,937	0	0	12	427,090	0	44	698.4
Landstuhl Maintenance Site	Air Force Active	Landstuhl	37	160,923	0	0	3	8,883	0	25	52.0
Landstuhl Maintenance Site 2	Air Force Active	Landstuhl	7	34,278	0	0	5	15,964	0	7	23.8
Ramstein AB	Air Force Active	Ramstein	406	3,802,915	0	0	336	5,345,792	0	3,094	12,620.3
Ramstein Storage Annex	Air Force Active	Weilerbach	10	182,723	0	0	2	49,136	0	85	57.8
Spangdahlem AB	Air Force Active	Spangdahlem	358	2,365,611	0	0	172	1,851,332	0	1,617	2,129.4
Spangdahlem Waste Annex	Air Force Active	Spangdahlem	4	12,177	0	0	0	0	0	3	41.3

\* US Locations that do not meet criteria of at least ten (10) Acres AND at least \$10M PRV. US Territories and Non-US Locations that do not meet criteria of at least ten (10) Acres OR at least \$10M PRV.

**DEPARTMENT OF DEFENSE - Air Force**  
**Base Structure Report - As of 30 Sept 2017**

SITE	COMPONENT	NAME NEAREST CITY	BUILDINGS						ACRES OWNED	TOTAL SITE ACRES	TOTAL SITE PRV (\$M)
			OWNED		LEASED		OTHER				
			COUNT	SQFT	COUNT	SQFT	COUNT	SQFT			
Vogelweh FH Annex	Air Force Active	Kaiserlautern	164	978,924	0	0	107	2,471,858	0	631	1,080.4
* OTHER SITE(S) : 11			8	47,443	3	3,796	8	37,317	0	32	31.0
<b>Germany Total:</b>			<b>1,099</b>	<b>8,325,438</b>	<b>4</b>	<b>6,296</b>	<b>795</b>	<b>13,565,578</b>	<b>0</b>	<b>6,405</b>	<b>18,391.7</b>
<b>Greenland</b>											
Thule AB	Air Force Active	Thule	193	2,205,296	0	0	0	0	0	233,034	4,676.1
<b>Greenland Total:</b>			<b>193</b>	<b>2,205,296</b>	<b>0</b>	<b>0</b>	<b>0</b>	<b>0</b>	<b>0</b>	<b>233,034</b>	<b>4,676.1</b>
<b>Italy</b>											
Aviano AB	Air Force Active	Aviano	109	1,006,901	0	0	74	1,455,610	0	1,226	1,722.2
Aviano Administration Annex Group HQ	Air Force Active	Aviano	6	13,232	0	0	3	33,061	0	5	24.7
Aviano Ammunition Storage Annex	Air Force Active	Aviano	6	11,358	0	0	28	89,095	0	47	42.6
Aviano Bachelor Housing Annex 1	Air Force Active	Aviano	15	156,341	0	0	5	464,519	0	39	322.6
Aviano Bachelor Housing Annex 2	Air Force Active	Aviano	5	216,864	0	0	9	82,949	0	13	123.3
Aviano Maintenance Annex	Air Force Active	Aviano	6	4,908	0	0	7	110,583	0	7	38.2
Aviano Storage Annex	Air Force Active	Aviano	0	0	2	94,440	0	0	0	6	20.1
Gheddi Radio Relay Site	Air Force Active	Brescia	11	31,596	0	0	4	26,162	0	1	28.8
San Vito Dei Normanni AS	Air Force Active	San Vito Normanni	2	3,800	0	0	0	0	0	25	3.8
* OTHER SITE(S) : 5			3	10,580	11	34,951	2	11,554	0	16	21.4
<b>Italy Total:</b>			<b>163</b>	<b>1,455,580</b>	<b>13</b>	<b>129,391</b>	<b>132</b>	<b>2,273,533</b>	<b>0</b>	<b>1,385</b>	<b>2,347.6</b>
<b>Japan</b>											
Akasaka Administration Annex	Air Force Active	Tokyo	0	0	0	0	2	13,571	0	0	10.1
Camp Courtney FH Annex	Air Force Active	Okinawa	74	1,146,080	0	0	0	0	65	65	461.3
Camp Foster FH Annex	Air Force Active	Okinawa	732	2,669,219	0	0	0	0	453	453	1,181.6
Camp Kinser	Air Force Active	Okinawa	43	2,266,584	0	0	0	0	135	135	892.0
Camp Kuwae FH Annex	Air Force Active	Chatan Okinawa	157	577,425	0	0	0	0	70	70	233.6
Camp McTureous FH Annex	Air Force Active	Okinawa	80	678,732	0	0	0	0	64	64	269.7
Camp Shields FH Annex	Air Force Active	Okinawa	6	1,581	0	0	89	562,501	89	89	295.9
Camp Zama Communications Station	Air Force Active	Zama	0	0	0	0	4	13,721	0	1	17.5
Chitose Administration Annex	Air Force Active	Chitose	9	45,306	0	0	0	0	0	1,067	57.0
Draughon Training Range	Air Force Active	Misawa	3	4,644	0	0	5	13,453	0	1,889	36.0
Idesuna Jima Air Range	Air Force Active	Okinawa	0	0	0	0	0	0	61	61	0.0
Itazuke Auxiliary Airfield	Air Force Active	Fukuoka	0	0	0	0	1	30,873	0	6	22.9
Iwakuni Communications Station	Air Force Active	Iwakuni	0	0	0	0	4	15,416	0	1	12.2
Kadena AB	Air Force Active	Okinawa	1,347	5,608,278	0	0	735	8,117,312	4,906	4,906	12,309.8
Kadena Ammo Storage Annex	Air Force Active	Okinawa	333	1,618,468	0	0	83	612,518	6,077	6,077	1,532.1
Misawa AB	Air Force Active	Misawa	230	958,848	0	0	565	7,659,621	0	3,864	8,252.8

\* US Locations that do not meet criteria of at least ten (10) Acres AND at least \$10M PRV. US Territories and Non-US Locations that do not meet criteria of at least ten (10) Acres OR at least \$10M PRV.

**DEPARTMENT OF DEFENSE - Air Force**  
**Base Structure Report - As of 30 Sept 2017**

SITE	COMPONENT	NAME NEAREST CITY	BUILDINGS						ACRES OWNED	TOTAL SITE ACRES	TOTAL SITE PRV (\$M)
			OWNED		LEASED		OTHER				
			COUNT	SQFT	COUNT	SQFT	COUNT	SQFT			
Momote Annex	Air Force Active	Tokyo	0	0	0	0	3	2,976	0	30	5.3
Okuma Recreation Annex	Air Force Active	Okinawa	41	61,816	0	0	2	14,068	135	135	71.7
Owada Communications Station	Air Force Active	Owada	0	0	0	0	1	21,152	0	328	29.1
Sasebo Annex	Air Force Active	Sasebo	1	14,019	0	0	2	1,090	0	1	11.5
Tama Service Annex	Air Force Active	Tana	13	12,306	0	0	38	101,449	0	483	100.5
Tokorozawa Transmitter Site	Air Force Active	Tokorosana	7	59,913	0	0	0	0	0	320	46.0
Tori Shima Air Range	Air Force Active	Okinawa	0	0	0	0	0	0	10	10	0.0
Yokota AB	Air Force Active	Tokyo	95	566,371	0	0	593	9,446,209	0	1,750	6,833.1
* OTHER SITE(S) : 13			9	7,369	0	0	9	26,878	12	22	32.5
<b>Japan Total:</b>			<b>3,180</b>	<b>16,296,959</b>	<b>0</b>	<b>0</b>	<b>2,136</b>	<b>26,652,808</b>	<b>12,077</b>	<b>21,828</b>	<b>32,714.3</b>
<b><u>Netherlands</u></b>											
* OTHER SITE(S) : 1			1	4,616	0	0	2	20,301	0	0	9.1
<b>Netherlands Total:</b>			<b>1</b>	<b>4,616</b>	<b>0</b>	<b>0</b>	<b>2</b>	<b>20,301</b>	<b>0</b>	<b>0</b>	<b>9.1</b>
<b><u>Netherlands Antilles</u></b>											
Davis-Monthan AFB	Air Force Active	Curacao	13	90,868	1	17,224	0	0	0	42	76.9
<b>Netherlands Antilles Total:</b>			<b>13</b>	<b>90,868</b>	<b>1</b>	<b>17,224</b>	<b>0</b>	<b>0</b>	<b>0</b>	<b>42</b>	<b>76.9</b>
<b><u>Norway</u></b>											
* OTHER SITE(S) : 2			1	4,550	1	3,628	2	21,836	0	0	9.5
<b>Norway Total:</b>			<b>1</b>	<b>4,550</b>	<b>1</b>	<b>3,628</b>	<b>2</b>	<b>21,836</b>	<b>0</b>	<b>0</b>	<b>9.5</b>
<b><u>Oman</u></b>											
Masirah Island Mpt Site 1	Air Force Active	Muscat	0	0	0	0	0	0	0	3,000	0.0
SEEB MPT Site 1	Air Force Active	Muscat	0	0	0	0	18	264,076	0	3,000	175.8
Thumrait MAP	Air Force Active	Muscat	0	0	0	0	0	0	0	3,000	0.0
<b>Oman Total:</b>			<b>0</b>	<b>0</b>	<b>0</b>	<b>0</b>	<b>18</b>	<b>264,076</b>	<b>0</b>	<b>9,000</b>	<b>175.8</b>
<b><u>Portugal</u></b>											
Agualva Munitions Storage Annex	Air Force Active	Lajesfield	0	0	0	0	0	0	0	68	1.1
Caldeira Ammunition Storage Area	Air Force Active	Lajesfield	3	6,331	0	0	0	0	0	29	5.5
Cinco Picos Globecom Annex	Air Force Active	Lajesfield	2	2,567	0	0	0	0	0	159	13.0
Covadascinzas Petroleum Products Stg Annex	Air Force Active	Lajesfield	0	0	0	0	0	0	0	41	11.3
Lajes Field	Air Force Active	Lajesfield	217	1,874,864	0	0	0	0	0	973	1,494.7
Lajes System Annex Site 1	Air Force Active	Lajesfield	4	1,270	0	0	0	0	0	1	37.4
Praia Da Victoria Dock Annex	Air Force Active	Lajesfield	14	17,214	0	0	0	0	0	4	41.9

\* US Locations that do not meet criteria of at least ten (10) Acres AND at least \$10M PRV. US Territories and Non-US Locations that do not meet criteria of at least ten (10) Acres OR at least \$10M PRV.

## DEPARTMENT OF DEFENSE - Air Force

### Base Structure Report - As of 30 Sept 2017

SITE	COMPONENT	NAME NEAREST CITY	BUILDINGS						ACRES OWNED	TOTAL SITE ACRES	TOTAL SITE PRV (\$M)
			OWNED		LEASED		OTHER				
			COUNT	SQFT	COUNT	SQFT	COUNT	SQFT			
Praia Da Victoria Fuel Storage Annex	Air Force Active	Lajesfield	9	6,290	0	0	0	0	0	53	207.0
Villa Nova Globecom Annex	Air Force Active	Lajesfield	1	1,748	0	0	0	0	0	99	2.3
* OTHER SITE(S) : 11			10	3,325	0	0	0	0	0	18	5.7
<b>Portugal Total:</b>			<b>260</b>	<b>1,913,609</b>	<b>0</b>	<b>0</b>	<b>0</b>	<b>0</b>	<b>0</b>	<b>1,445</b>	<b>1,819.9</b>
<b><u>Saint Helena</u></b>											
Ascension Auxiliary Airfield	Air Force Active	Ascension Island	118	439,526	0	0	0	0	0	3,463	714.9
<b>Saint Helena Total:</b>			<b>118</b>	<b>439,526</b>	<b>0</b>	<b>0</b>	<b>0</b>	<b>0</b>	<b>0</b>	<b>3,463</b>	<b>714.9</b>
<b><u>South Korea</u></b>											
Kimhae Storage Annex	Air Force Active	Kimhae	38	364,471	0	0	1	69,500	0	105	249.4
Kunsan AB	Air Force Active	Kunsan	354	2,629,245	0	0	39	879,090	0	2,549	2,344.4
Kwang-Ju AB	Air Force Active	Kwangju	91	615,649	0	0	1	20,000	0	422	565.4
Osan AFB	Air Force Active	Gyeonggi-do	347	5,535,013	0	0	70	1,644,817	0	1,523	3,529.9
Osan Ni Ammunition Storage Annex	Air Force Active	Gyeonggi-do	21	74,502	0	0	0	0	0	603	33.4
Osan Site 2	Air Force Active	Gyeonggi-do	0	0	0	0	3	1,495	0	59	36.9
Osan Site 3	Air Force Active	Gyeonggi-do	0	0	0	0	0	0	0	445	2.8
Pil-Sung Air Range	Air Force Active	Gyeonggi-do	10	18,560	0	0	2	24,676	0	27	17.6
Suwon AB	Air Force Active	Suwon	36	127,239	0	0	60	583,636	0	267	514.9
Taegu AB	Air Force Active	Taegu	138	748,353	0	0	1	18,765	0	698	756.7
* OTHER SITE(S) : 2			2	20,778	0	0	2	25,019	0	4	8.8
<b>South Korea Total:</b>			<b>1,037</b>	<b>10,133,810</b>	<b>0</b>	<b>0</b>	<b>179</b>	<b>3,266,998</b>	<b>0</b>	<b>6,702</b>	<b>8,060.3</b>
<b><u>Spain</u></b>											
Moron AB	Air Force Active	Moron de la Frontera	150	833,046	0	0	0	0	0	3,428	829.1
<b>Spain Total:</b>			<b>150</b>	<b>833,046</b>	<b>0</b>	<b>0</b>	<b>0</b>	<b>0</b>	<b>0</b>	<b>3,428</b>	<b>829.1</b>
<b><u>Turkey</u></b>											
Ankara Administration Office	Air Force Active	Ankara	23	152,076	0	0	0	0	14	14	54.6
Batman AB	Air Force Active	Batman	0	0	0	0	13	28,176	0	0	22.4
Cigli AB	Air Force Active	Izmir	0	0	0	0	19	151,666	0	0	43.2
Incirlik AB	Air Force Active	Adana	689	4,572,586	0	0	0	0	0	3,336	2,482.4
Izmir AS	Air Force Active	Izmir	0	0	2	49,496	0	0	0	0	13.5
Mus AB	Air Force Active	Batman	0	0	0	0	12	25,239	0	0	16.9
Yumurtalik Petroleum Prod Storage Annex	Air Force Active	Yumurtalik	0	0	0	0	0	0	36	142	0.0
* OTHER SITE(S) : 5			2	320	0	0	7	112,980	1	1	17.4

\* US Locations that do not meet criteria of at least ten (10) Acres AND at least \$10M PRV. US Territories and Non-US Locations that do not meet criteria of at least ten (10) Acres OR at least \$10M PRV.



**DEPARTMENT OF DEFENSE - Air Force**  
**Base Structure Report - As of 30 Sept 2017**

SITE	COMPONENT	NAME NEAREST CITY	BUILDINGS						ACRES OWNED	TOTAL SITE ACRES	TOTAL SITE PRV (\$M)
			OWNED		LEASED		OTHER				
			COUNT	SQFT	COUNT	SQFT	COUNT	SQFT			
<b>Turkey Total:</b>			<b>714</b>	<b>4,724,982</b>	<b>2</b>	<b>49,496</b>	<b>51</b>	<b>318,061</b>	<b>51</b>	<b>3,493</b>	<b>2,650.5</b>
<b>United Kingdom</b>											
Blenheim Crescent	Air Force Active	Croughton	4	23,222	0	0	1	24,636	0	3	19.7
Eriswell FH Annex	Air Force Active	Lakenheath	0	0	43	201,657	0	0	0	62	49.5
RAF Alconbury	Air Force Active	Cambridge	168	1,006,262	0	0	8	123,438	0	218	407.6
RAF Barford St John Transmitter Annex	Air Force Active	Croughton	1	22,006	0	0	0	0	0	476	19.0
RAF Bicester	Air Force Active	Croughton	254	221,012	0	0	79	110,097	0	35	81.2
RAF Croughton	Air Force Active	Croughton	119	679,109	0	0	18	169,291	0	694	473.2
RAF Ely Family Housing Annex	Air Force Active	Ely	0	0	0	0	58	139,221	0	18	49.5
RAF Fairford	Air Force Active	Fairford	92	404,215	0	0	67	464,170	0	1,163	772.3
RAF Feltwell	Air Force Active	Feltwell	71	401,765	0	0	159	888,199	0	305	471.0
RAF Lakenheath	Air Force Active	Lakenheath	836	4,565,556	0	0	111	498,214	0	1,879	2,888.1
RAF Menwith Hill	Air Force Active	Harrogate	145	1,073,612	0	0	0	0	545	545	430.1
RAF Mildenhall	Air Force Active	Mildenhall	263	1,585,293	0	0	138	1,185,396	0	1,163	1,549.7
RAF Molesworth	Air Force Active	Cambridge	62	179,206	0	0	28	289,667	0	659	247.9
RAF Molesworth Storage Annex 12	Air Force Active	Cambridge	2	30,988	0	0	0	0	0	37	13.7
RAF Oakhanger	Air Force Active	Croughton	4	14,662	0	0	0	0	0	0	34.9
RAF Welford Ammo Storage Area	Air Force Active	Welford	77	231,563	0	0	191	443,977	0	736	320.5
<b>* OTHER SITE(S) : 9</b>			<b>19</b>	<b>28,542</b>	<b>1</b>	<b>799</b>	<b>18</b>	<b>34,302</b>	<b>0</b>	<b>8</b>	<b>25.2</b>
<b>United Kingdom Total:</b>			<b>2,117</b>	<b>10,467,013</b>	<b>44</b>	<b>202,456</b>	<b>876</b>	<b>4,370,608</b>	<b>545</b>	<b>8,001</b>	<b>7,853.3</b>
<b>Overseas Total:</b>			<b>9,086</b>	<b>56,949,737</b>	<b>66</b>	<b>413,504</b>	<b>4,211</b>	<b>50,782,361</b>	<b>12,673</b>	<b>298,234</b>	<b>80,364.9</b>
<b>Worldwide Totals By Reporting Component:</b>			<b>41,381</b>	<b>504,662,218</b>	<b>179</b>	<b>5,622,397</b>	<b>7,663</b>	<b>67,816,875</b>	<b>1,528,280</b>	<b>8,479,371</b>	<b>351,329.9</b>

\* US Locations that do not meet criteria of at least ten (10) Acres AND at least \$10M PRV. US Territories and Non-US Locations that do not meet criteria of at least ten (10) Acres OR at least \$10M PRV.

**DEPARTMENT OF DEFENSE - Marine Corps**  
**Base Structure Report - As of 30 Sept 2017**

SITE	COMPONENT	NAME NEAREST CITY	BUILDINGS						ACRES OWNED	TOTAL SITE ACRES	TOTAL SITE PRV (\$M)
			OWNED		LEASED		OTHER				
			COUNT	SQFT	COUNT	SQFT	COUNT	SQFT			
<b>Alabama</b>											
* OTHER SITE(S) : 2			8	52,817	0	0	0	0	13	13	14.4
<b>Alabama Total:</b>			<b>8</b>	<b>52,817</b>	<b>0</b>	<b>0</b>	<b>0</b>	<b>0</b>	<b>13</b>	<b>13</b>	<b>14.4</b>
<b>Arizona</b>											
Air Control Tower	Marine Corps Active	Yuma	3	21,328	0	0	0	0	10	12	14.1
Barry Goldwater Range	Marine Corps Active	Yuma	49	173,656	0	0	1	120	41,613	692,800	325.4
MCAS Yuma	Marine Corps Active	Yuma	268	2,987,178	0	0	362	1,228,256	2,824	4,734	2,145.8
MCAS Yuma Hsg-Off Base	Marine Corps Active	Yuma	0	0	0	0	27	148,937	23	23	37.3
* OTHER SITE(S) : 9			18	11,682	0	0	0	0	0	140	2.6
<b>Arizona Total:</b>			<b>338</b>	<b>3,193,844</b>	<b>0</b>	<b>0</b>	<b>390</b>	<b>1,377,313</b>	<b>44,470</b>	<b>697,709</b>	<b>2,525.2</b>
<b>California</b>											
Chocolate Mountain Air Gnry Range	Marine Corps Active	Niland	4	40,775	0	0	0	0	454,405	456,364	116.6
MCAS El Toro LIFOC	Marine Corps Active	Irvine	8	78,160	0	0	0	0	272	272	22.4
MCAS Miramar	Marine Corps Active	San Diego	412	6,319,563	0	0	314	1,272,656	21,164	22,879	3,692.7
MCAS Tustin Carve-Out 2	Marine Corps Active	Tustin	41	470,215	0	0	0	0	34	34	185.5
MCB Camp Pendleton	Marine Corps Active	Escondido	1,734	21,883,286	15	36,000	3,417	14,014,502	123,732	123,732	13,935.1
MCLB Barstow	Marine Corps Active	Barstow	144	2,522,274	0	0	5	9,107	359	3,764	896.1
MCLB Barstow Yermo Area	Marine Corps Active	Barstow	96	2,085,574	0	0	4	12,444	1,211	1,526	900.8
MCRD San Diego	Marine Corps Active	San Diego	147	2,732,001	0	0	12	29,522	428	428	1,121.5
MCRD San Diego Former NTC	Marine Corps Active	San Diego	5	143,416	0	0	161	999,697	72	72	270.2
MWTC Bridgeport	Marine Corps Active	Bridgeport	50	336,883	0	0	0	0	346	44,452	171.8
Twentynine Palms Main Base	Marine Corps Active	Palm Springs	787	6,755,339	0	0	670	2,998,155	173,907	635,811	5,051.3
Vista Del Sol East	Marine Corps Active	Palm Springs	0	0	0	0	50	254,780	0	29	59.5

\* US Locations that do not meet criteria of at least ten (10) Acres AND at least \$10M PRV. US Territories and Non-US Locations that do not meet criteria of at least ten (10) Acres OR at least \$10M PRV.

**DEPARTMENT OF DEFENSE - Marine Corps**  
**Base Structure Report - As of 30 Sept 2017**

SITE	COMPONENT	NAME NEAREST CITY	BUILDINGS						ACRES OWNED	TOTAL SITE ACRES	TOTAL SITE PRV (\$M)
			OWNED		LEASED		OTHER				
			COUNT	SQFT	COUNT	SQFT	COUNT	SQFT			
Vista Del Sol West	Marine Corps Active	Palm Springs	0	0	0	0	101	446,255	0	65	103.0
* OTHER SITE(S) : 32			35	216,013	0	0	51	215,353	466	135,385	126.7
<b>California Total:</b>			<b>3,463</b>	<b>43,583,500</b>	<b>15</b>	<b>36,000</b>	<b>4,785</b>	<b>20,252,471</b>	<b>776,397</b>	<b>1,424,814</b>	<b>26,653.3</b>
<b>Delaware</b>											
* OTHER SITE(S) : 1			4	40,605	0	0	0	0	8	8	13.4
<b>Delaware Total:</b>			<b>4</b>	<b>40,605</b>	<b>0</b>	<b>0</b>	<b>0</b>	<b>0</b>	<b>8</b>	<b>8</b>	<b>13.4</b>
<b>District of Columbia</b>											
* OTHER SITE(S) : 3			18	301,427	0	0	0	0	12	12	145.3
<b>District of Columbia Total:</b>			<b>18</b>	<b>301,427</b>	<b>0</b>	<b>0</b>	<b>0</b>	<b>0</b>	<b>12</b>	<b>12</b>	<b>145.3</b>
<b>Florida</b>											
4th MARDIV Jacksonville Maint	Marine Corps Reserve	Jacksonville	5	45,689	0	0	0	0	111	111	14.6
MCRC Tampa	Marine Corps Reserve	Tampa	14	31,592	0	0	0	0	0	19	11.3
MCSF Blount Island	Marine Corps Active	Jacksonville	61	963,946	0	0	0	0	912	1,082	437.3
* OTHER SITE(S) : 1			1	120	0	0	0	0	334	334	0.4
<b>Florida Total:</b>			<b>81</b>	<b>1,041,347</b>	<b>0</b>	<b>0</b>	<b>0</b>	<b>0</b>	<b>1,356</b>	<b>1,544</b>	<b>463.5</b>
<b>Georgia</b>											
MCAS Beaufort Townsend Bombing Range	Marine Corps Active	Townsend	9	14,226	0	0	0	0	5,183	35,234	10.4
MCLB Albany	Marine Corps Active	Albany	225	6,587,730	0	0	86	237,848	3,387	3,393	1,731.3
NAS Atlanta Windy Hill	Marine Corps Reserve	Smyrna	10	68,868	0	0	0	0	28	28	20.6
* OTHER SITE(S) : 1			0	0	1	1,219	0	0	0	0	0.3
<b>Georgia Total:</b>			<b>244</b>	<b>6,670,824</b>	<b>1</b>	<b>1,219</b>	<b>86</b>	<b>237,848</b>	<b>8,598</b>	<b>38,655</b>	<b>1,762.6</b>
<b>Hawaii</b>											
MC Trng Area Bellows	Marine Corps Active	Waimanalo	15	116,479	0	0	0	0	28	1,030	139.8
MCB Camp Smith	Marine Corps Active	Aiea	51	919,107	0	0	15	35,705	219	221	734.7

\* US Locations that do not meet criteria of at least ten (10) Acres AND at least \$10M PRV. US Territories and Non-US Locations that do not meet criteria of at least ten (10) Acres OR at least \$10M PRV.

**DEPARTMENT OF DEFENSE - Marine Corps**  
**Base Structure Report - As of 30 Sept 2017**

SITE	COMPONENT	NAME NEAREST CITY	BUILDINGS						ACRES OWNED	TOTAL SITE ACRES	TOTAL SITE PRV (\$M)
			OWNED		LEASED		OTHER				
			COUNT	SQFT	COUNT	SQFT	COUNT	SQFT			
MCB Hawaii Kaneohe	Marine Corps Active	Kaneohe	539	4,839,843	0	0	1,682	7,093,075	2,686	2,955	8,132.9
MCB Hawaii Manana Capehart	Marine Corps Active	Pearl City	7	14,563	0	0	153	429,514	52	52	205.2
MCB Hawaii Pearl City Annex	Marine Corps Active	Pearl City	6	255,288	0	0	0	0	27	27	101.3
MCB Hawaii Puuloa-Oahu	Marine Corps Active	Ewa Beach	22	49,005	0	0	0	0	165	165	74.4
* OTHER SITE(S) : 3			0	0	0	0	0	0	187	245	1.7
<b>Hawaii Total:</b>			<b>640</b>	<b>6,194,285</b>	<b>0</b>	<b>0</b>	<b>1,850</b>	<b>7,558,294</b>	<b>3,364</b>	<b>4,695</b>	<b>9,389.9</b>
<b>Illinois</b>											
* OTHER SITE(S) : 2			6	71,171	0	0	0	0	6	11	26.9
<b>Illinois Total:</b>			<b>6</b>	<b>71,171</b>	<b>0</b>	<b>0</b>	<b>0</b>	<b>0</b>	<b>6</b>	<b>11</b>	<b>26.9</b>
<b>Indiana</b>											
* OTHER SITE(S) : 1			2	16,570	0	0	0	0	0	4	5.5
<b>Indiana Total:</b>			<b>2</b>	<b>16,570</b>	<b>0</b>	<b>0</b>	<b>0</b>	<b>0</b>	<b>0</b>	<b>4</b>	<b>5.5</b>
<b>Iowa</b>											
* OTHER SITE(S) : 1			0	0	0	0	0	0	24	24	0.0
<b>Iowa Total:</b>			<b>0</b>	<b>0</b>	<b>0</b>	<b>0</b>	<b>0</b>	<b>0</b>	<b>24</b>	<b>24</b>	<b>0.0</b>
<b>Louisiana</b>											
* OTHER SITE(S) : 3			14	729,623	0	0	0	0	3	10	266.3
<b>Louisiana Total:</b>			<b>14</b>	<b>729,623</b>	<b>0</b>	<b>0</b>	<b>0</b>	<b>0</b>	<b>3</b>	<b>10</b>	<b>266.3</b>
<b>Maryland</b>											
* OTHER SITE(S) : 2			3	49,899	1	58,984	0	0	9	9	40.0
<b>Maryland Total:</b>			<b>3</b>	<b>49,899</b>	<b>1</b>	<b>58,984</b>	<b>0</b>	<b>0</b>	<b>9</b>	<b>9</b>	<b>40.0</b>
<b>Massachusetts</b>											
4th MAW Chicopee Housing	Marine Corps Reserve	Chicopee	0	0	0	0	107	500,272	30	30	106.4
<b>Massachusetts Total:</b>			<b>0</b>	<b>0</b>	<b>0</b>	<b>0</b>	<b>107</b>	<b>500,272</b>	<b>30</b>	<b>30</b>	<b>106.4</b>

\* US Locations that do not meet criteria of at least ten (10) Acres AND at least \$10M PRV. US Territories and Non-US Locations that do not meet criteria of at least ten (10) Acres OR at least \$10M PRV.

**DEPARTMENT OF DEFENSE - Marine Corps**  
**Base Structure Report - As of 30 Sept 2017**

SITE	COMPONENT	NAME NEAREST CITY	BUILDINGS						ACRES OWNED	TOTAL SITE ACRES	TOTAL SITE PRV (\$M)
			OWNED		LEASED		OTHER				
			COUNT	SQFT	COUNT	SQFT	COUNT	SQFT			
<b>Michigan</b>											
NOSC Battle Creek	Marine Corps Reserve	Battle Creek	6	58,739	0	0	0	0	41	173	24.2
<b>Michigan Total:</b>			<b>6</b>	<b>58,739</b>	<b>0</b>	<b>0</b>	<b>0</b>	<b>0</b>	<b>41</b>	<b>173</b>	<b>24.2</b>
<b>Minnesota</b>											
NOSC Saint Paul	Marine Corps Reserve	Duluth	4	69,174	0	0	0	0	10	10	26.5
<b>Minnesota Total:</b>			<b>4</b>	<b>69,174</b>	<b>0</b>	<b>0</b>	<b>0</b>	<b>0</b>	<b>10</b>	<b>10</b>	<b>26.5</b>
<b>Missouri</b>											
MCSPTACT Kansas City E Bales	Marine Corps Reserve	Belton	8	89,041	0	0	0	0	24	24	26.1
MCSPTACT Kansas City PPV Housing	Marine Corps Reserve	Belton	0	0	0	0	239	635,224	0	65	126.5
* OTHER SITE(S) : 3			2	33,609	1	312,246	0	0	16	16	134.2
<b>Missouri Total:</b>			<b>10</b>	<b>122,650</b>	<b>1</b>	<b>312,246</b>	<b>239</b>	<b>635,224</b>	<b>40</b>	<b>104</b>	<b>286.9</b>
<b>Nebraska</b>											
* OTHER SITE(S) : 2			3	41,582	0	0	2	3,846	8	8	15.3
<b>Nebraska Total:</b>			<b>3</b>	<b>41,582</b>	<b>0</b>	<b>0</b>	<b>2</b>	<b>3,846</b>	<b>8</b>	<b>8</b>	<b>15.3</b>
<b>Nevada</b>											
* OTHER SITE(S) : 1			0	0	0	0	0	0	0	480	2.4
<b>Nevada Total:</b>			<b>0</b>	<b>0</b>	<b>0</b>	<b>0</b>	<b>0</b>	<b>0</b>	<b>0</b>	<b>480</b>	<b>2.4</b>
<b>New York</b>											
4th MARDIV Brooklyn	Marine Corps Reserve	New York City	6	110,975	0	0	0	0	72	73	55.0
4th MAW PPV Housing	Marine Corps Reserve	New Windsor	0	0	0	0	95	597,404	70	70	136.6
MCRC Syracuse	Marine Corps Reserve	Syracuse	8	30,121	0	0	0	0	263	263	47.8
* OTHER SITE(S) : 2			13	257,198	0	0	0	0	16	16	91.9
<b>New York Total:</b>			<b>27</b>	<b>398,294</b>	<b>0</b>	<b>0</b>	<b>95</b>	<b>597,404</b>	<b>420</b>	<b>422</b>	<b>331.3</b>
<b>North Carolina</b>											
ALF Bogue	Marine Corps Active	Bogue	38	73,259	0	0	0	0	844	894	74.7

\* US Locations that do not meet criteria of at least ten (10) Acres AND at least \$10M PRV. US Territories and Non-US Locations that do not meet criteria of at least ten (10) Acres OR at least \$10M PRV.

**DEPARTMENT OF DEFENSE - Marine Corps**  
**Base Structure Report - As of 30 Sept 2017**

SITE	COMPONENT	NAME NEAREST CITY	BUILDINGS						ACRES OWNED	TOTAL SITE ACRES	TOTAL SITE PRV (\$M)
			OWNED		LEASED		OTHER				
			COUNT	SQFT	COUNT	SQFT	COUNT	SQFT			
Greater Sandy Run Area Site	Marine Corps Active	Camp Lejeune	34	61,226	0	0	0	0	41,241	41,296	223.1
MCAS Cherry Point	Marine Corps Active	Cherry Point	495	8,477,975	0	0	848	2,703,161	11,512	15,364	4,395.2
MCB Camp Lejeune	Marine Corps Active	Camp Lejeune	1,455	18,906,109	7	16,477	1,743	5,995,611	55,286	56,857	9,136.1
MCB Camp Lejeune Midway Park	Marine Corps Active	Camp Lejeune	18	89,285	0	0	378	2,096,537	346	346	416.8
MCB Camp Lejeune North Site	Marine Corps Active	Camp Lejeune	203	1,940,357	0	0	824	5,797,543	2,839	2,843	1,776.0
MCB Camp Lejeune Oak Grove	Marine Corps Active	Cherry Point	2	4,873	0	0	0	0	976	976	33.3
MCB Camp Lejeune West Site	Marine Corps Active	Camp Lejeune	691	6,777,764	0	0	361	939,978	26,966	27,212	2,999.8
OLF Atlantic	Marine Corps Active	Atlantic	13	30,475	0	0	0	0	1,469	1,504	60.1
Point Of Marsh Target	Marine Corps Active	Atlantic	7	21,653	0	0	0	0	12,460	12,460	25.1
* OTHER SITE(S) : 32			11	42,000	0	0	1	216	550	11,179	12.3
<b>North Carolina Total:</b>			<b>2,967</b>	<b>36,424,976</b>	<b>7</b>	<b>16,477</b>	<b>4,155</b>	<b>17,533,046</b>	<b>154,490</b>	<b>170,932</b>	<b>19,152.6</b>
<b>Ohio</b>											
MCRC Brook Park	Marine Corps Reserve	Brook Park	5	64,089	0	0	0	0	11	11	19.4
<b>Ohio Total:</b>			<b>5</b>	<b>64,089</b>	<b>0</b>	<b>0</b>	<b>0</b>	<b>0</b>	<b>11</b>	<b>11</b>	<b>19.4</b>
<b>Pennsylvania</b>											
* OTHER SITE(S) : 3			10	67,276	0	0	0	0	9	13	23.4
<b>Pennsylvania Total:</b>			<b>10</b>	<b>67,276</b>	<b>0</b>	<b>0</b>	<b>0</b>	<b>0</b>	<b>9</b>	<b>13</b>	<b>23.4</b>
<b>South Carolina</b>											
MCAS Beaufort	Marine Corps Active	Beaufort	292	2,591,272	0	0	107	530,856	5,691	6,336	1,374.1
MCAS Beaufort LB Housing	Marine Corps Active	Laurel Bay	24	243,194	0	0	1,054	1,908,539	950	950	455.5
MCRD Beaufort Parris Island	Marine Corps Active	Parris Island	313	4,029,758	0	0	197	779,581	6,687	6,706	1,552.9
* OTHER SITE(S) : 16			3	7,584	0	0	0	0	504	1,901	1.6
<b>South Carolina Total:</b>			<b>632</b>	<b>6,871,808</b>	<b>0</b>	<b>0</b>	<b>1,358</b>	<b>3,218,976</b>	<b>13,831</b>	<b>15,893</b>	<b>3,384.1</b>
<b>Tennessee</b>											

\* US Locations that do not meet criteria of at least ten (10) Acres AND at least \$10M PRV. US Territories and Non-US Locations that do not meet criteria of at least ten (10) Acres OR at least \$10M PRV.

**DEPARTMENT OF DEFENSE - Marine Corps**  
**Base Structure Report - As of 30 Sept 2017**

SITE	COMPONENT	NAME NEAREST CITY	BUILDINGS						ACRES OWNED	TOTAL SITE ACRES	TOTAL SITE PRV (\$M)
			OWNED		LEASED		OTHER				
			COUNT	SQFT	COUNT	SQFT	COUNT	SQFT			
* OTHER SITE(S) : 1			3	25,984	0	0	0	0	6	6	6.6
		<b>Tennessee Total:</b>	<b>3</b>	<b>25,984</b>	<b>0</b>	<b>0</b>	<b>0</b>	<b>0</b>	<b>6</b>	<b>6</b>	<b>6.6</b>
<b><u>Texas</u></b>											
* OTHER SITE(S) : 2			5	48,122	0	0	0	0	124	125	14.0
		<b>Texas Total:</b>	<b>5</b>	<b>48,122</b>	<b>0</b>	<b>0</b>	<b>0</b>	<b>0</b>	<b>124</b>	<b>125</b>	<b>14.0</b>
<b><u>Virginia</u></b>											
MCB Quantico	Marine Corps Active	Quantico	573	8,233,964	0	0	1,599	5,833,906	55,155	60,320	4,870.5
* OTHER SITE(S) : 14			8	75,803	15	163,571	0	0	148	148	79.9
		<b>Virginia Total:</b>	<b>581</b>	<b>8,309,767</b>	<b>15</b>	<b>163,571</b>	<b>1,599</b>	<b>5,833,906</b>	<b>55,303</b>	<b>60,468</b>	<b>4,950.4</b>
<b><u>Wisconsin</u></b>											
* OTHER SITE(S) : 1			0	0	0	0	0	0	0	155	0.0
		<b>Wisconsin Total:</b>	<b>0</b>	<b>0</b>	<b>0</b>	<b>0</b>	<b>0</b>	<b>0</b>	<b>0</b>	<b>155</b>	<b>0.0</b>
		<b>US/US Territories Total:</b>	<b>9,074</b>	<b>114,448,373</b>	<b>40</b>	<b>588,497</b>	<b>14,666</b>	<b>57,748,600</b>	<b>1,058,584</b>	<b>2,416,337</b>	<b>69,649.7</b>

\* US Locations that do not meet criteria of at least ten (10) Acres AND at least \$10M PRV. US Territories and Non-US Locations that do not meet criteria of at least ten (10) Acres OR at least \$10M PRV.

**DEPARTMENT OF DEFENSE - Marine Corps**  
**Base Structure Report - As of 30 Sept 2017**

SITE	COMPONENT	NAME NEAREST CITY	BUILDINGS						ACRES OWNED	TOTAL SITE ACRES	TOTAL SITE PRV (\$M)
			OWNED		LEASED		OTHER				
			COUNT	SQFT	COUNT	SQFT	COUNT	SQFT			
<b>Japan</b>											
Camp Courtney	Marine Corps Active	Tengan	88	310,719	0	0	117	1,770,628	0	331	1,107.5
Camp Foster	Marine Corps Active	Zukeran	963	2,671,669	0	0	341	5,724,714	0	1,347	5,280.1
Camp Fuji Japan	Marine Corps Active	Fuji	47	75,501	0	0	48	559,513	0	33,384	432.9
Camp Gonsalves	Marine Corps Active	Henoko Okinawa	21	14,129	0	0	2	27,900	0	9,040	43.1
Camp Hansen	Marine Corps Active	Onna Okinawa	138	622,208	0	0	164	2,997,361	0	12,037	2,722.6
Camp Kinser	Marine Corps Active	Makiminato Okinawa	165	3,483,167	0	0	119	3,266,238	0	674	3,204.8
Camp Lester	Marine Corps Active	Chatan Okinawa	164	650,203	0	0	75	554,235	0	167	828.0
Camp McTureous	Marine Corps Active	Tengan	6	86,870	0	0	91	786,215	0	94	531.6
Camp Schwab	Marine Corps Active	Henoko Okinawa	105	361,038	0	0	61	1,527,873	0	5,397	1,643.1
IE Jima Aux Airfield	Marine Corps Active	Henoko Okinawa	5	838	0	0	13	45,277	0	1,981	95.2
Kin Blue Beach - 6020	Marine Corps Active	Okinawa	0	0	0	0	0	0	0	94	5.7
MCAS Futenma	Marine Corps Active	Futemma Okinawa	217	957,182	0	0	58	1,076,778	0	1,177	1,686.1
MCAS Iwakuni	Marine Corps Active	Iwakuni	126	462,660	0	0	474	8,218,917	0	7,111	7,232.8
MCB Camp S D Butler ASP	Marine Corps Active	Koza	0	0	0	0	3	28,717	0	491	164.7
Ulibaru	Marine Corps Active	Okinawa	0	0	0	0	0	0	0	63	0.0
* OTHER SITE(S) : 7			0	0	0	0	0	0	0	21	0.0
<b>Japan Total:</b>			<b>2,045</b>	<b>9,696,184</b>	<b>0</b>	<b>0</b>	<b>1,566</b>	<b>26,584,366</b>	<b>0</b>	<b>73,407</b>	<b>24,978.3</b>
<b>South Korea</b>											
Camp Mu Juk	Marine Corps Active	Pohang	21	74,726	0	0	26	216,709	0	88	101.7
<b>South Korea Total:</b>			<b>21</b>	<b>74,726</b>	<b>0</b>	<b>0</b>	<b>26</b>	<b>216,709</b>	<b>0</b>	<b>88</b>	<b>101.7</b>
<b>Overseas Total:</b>			<b>2,066</b>	<b>9,770,910</b>	<b>0</b>	<b>0</b>	<b>1,592</b>	<b>26,801,075</b>	<b>0</b>	<b>73,495</b>	<b>25,080.0</b>
<b>Worldwide Totals By Reporting Component:</b>			<b>11,140</b>	<b>124,219,283</b>	<b>40</b>	<b>588,497</b>	<b>16,258</b>	<b>84,549,675</b>	<b>1,058,584</b>	<b>2,489,833</b>	<b>94,729.6</b>

\* US Locations that do not meet criteria of at least ten (10) Acres AND at least \$10M PRV. US Territories and Non-US Locations that do not meet criteria of at least ten (10) Acres OR at least \$10M PRV.



**DEPARTMENT OF DEFENSE - WHS**  
**Base Structure Report - As of 30 Sept 2017**

SITE	COMPONENT	NAME NEAREST CITY	BUILDINGS						ACRES OWNED	TOTAL SITE ACRES	TOTAL SITE PRV (\$M)
			OWNED		LEASED		OTHER				
			COUNT	SQFT	COUNT	SQFT	COUNT	SQFT			
<b><u>District of Columbia</u></b>											
* OTHER SITE(S) : 6			0	0	7	134,918	0	0	0	0	45.5
		District of Columbia Total:	<b>0</b>	<b>0</b>	<b>7</b>	<b>134,918</b>	<b>0</b>	<b>0</b>	<b>0</b>	<b>0</b>	<b>45.5</b>
<b><u>Maryland</u></b>											
* OTHER SITE(S) : 14			7	7,816	13	517,740	0	0	4	4	107.1
		Maryland Total:	<b>7</b>	<b>7,816</b>	<b>13</b>	<b>517,740</b>	<b>0</b>	<b>0</b>	<b>4</b>	<b>4</b>	<b>107.1</b>
<b><u>Pennsylvania</u></b>											
* OTHER SITE(S) : 1			58	428,015	0	0	0	0	716	716	328.8
		Pennsylvania Total:	<b>58</b>	<b>428,015</b>	<b>0</b>	<b>0</b>	<b>0</b>	<b>0</b>	<b>716</b>	<b>716</b>	<b>328.8</b>
<b><u>Virginia</u></b>											
Mark Center	Washington Headquarters Services	Alexandria	5	4,959	0	0	0	0	16	16	30.9
Pentagon Reservation	Washington Headquarters Services	Arlington	31	6,539,610	0	0	1	1,320	220	220	5,720.8
* OTHER SITE(S) : 52			0	0	50	4,066,204	0	0	7	7	1,342.8
		Virginia Total:	<b>36</b>	<b>6,544,569</b>	<b>50</b>	<b>4,066,204</b>	<b>1</b>	<b>1,320</b>	<b>243</b>	<b>243</b>	<b>7,094.5</b>
		US/US Territories Total:	<b>101</b>	<b>6,980,400</b>	<b>70</b>	<b>4,718,862</b>	<b>1</b>	<b>1,320</b>	<b>963</b>	<b>963</b>	<b>7,575.9</b>
		Worldwide Totals By Reporting Component:	<b>101</b>	<b>6,980,400</b>	<b>70</b>	<b>4,718,862</b>	<b>1</b>	<b>1,320</b>	<b>963</b>	<b>963</b>	<b>7,575.9</b>

\* US Locations that do not meet criteria of at least ten (10) Acres AND at least \$10M PRV. US Territories and Non-US Locations that do not meet criteria of at least ten (10) Acres OR at least \$10M PRV.

**State/Territories Army National Guard  
Base Structure Report - As of 30 Sept 2017**

SITE	COMPONENT	NAME NEAREST CITY	BUILDINGS				STATE OWNED ACRES	TOTAL SITE ACRES	TOTAL SITE PRV (\$M)
			STATE OWNED		TOTAL				
			COUNT	SQFT	COUNT	SQFT			
<b>Alabama</b>									
AASF 02 Birmingham	Army Guard	Birmingham	4	91,383	4	91,383	85	85	39.1
AASF 3 Bates Field Mobile	Army Guard	Mobile	4	53,613	4	53,613	0	77	27.6
Fort H W Johnson Demopolis	Army Guard	Demopolis	2	24,289	2	24,289	7	7	6.8
Fort Malcom A Turner Clayton	Army Guard	Clayton	3	18,603	3	18,603	10	10	5.2
Fort Sequoyah Fort Payne	Army Guard	Fort Payne	9	46,446	9	46,446	20	20	12.6
Fort Whiting Mobile	Army Guard	Mobile	26	284,490	26	284,490	26	28	76.3
MD Birmingham	Army Guard	Birmingham	9	130,434	9	130,434	26	26	32.7
MD Quarles Flowers Decatur	Army Guard	Decatur	7	42,951	7	42,951	12	12	10.5
Montgomery AFRC/CSMS 01	Army Guard	Montgomery	20	532,006	20	532,006	67	67	143.0
NG Aubrey G Hicks Oxford	Army Guard	Oxford	5	25,199	5	25,199	8	8	5.7
NG Benjamin O Davis Tuskegee	Army Guard	Tuskegee	2	20,748	2	20,748	30	30	5.5
NG Buntin Parsons Dothan	Army Guard	Dothan	5	36,402	5	36,402	10	10	8.7
NG Charles A Rollo Auburn	Army Guard	Auburn	4	33,788	4	33,788	20	20	8.3
NG Charles P Bailey Athens	Army Guard	Athens	9	36,238	9	36,238	5	5	8.9
NG Clarence F Rhea Gadsden	Army Guard	Gadsden	7	45,281	13	92,674	12	34	24.4
NG Clyde W Osborne Valley	Army Guard	Valley	3	25,319	3	25,319	10	10	6.6
NG Cromwell Pickens Florence	Army Guard	Florence	7	42,303	7	42,303	11	11	10.8
NG Cullman CSMS 2	Army Guard	Cullman	7	111,726	7	111,726	22	22	33.9
NG Decatur Army National Guard	Army Guard	Decatur	23	258,136	23	258,136	160	160	71.2
NG Don Bryant Brewton	Army Guard	Brewton	2	24,218	2	24,218	21	21	6.3
NG Ervin A Byrd Citronelle	Army Guard	Citronelle	4	36,695	4	36,695	11	11	9.5
NG Eugene Nall Atmore	Army Guard	Atmore	3	19,398	3	19,398	10	10	5.4
NG Fort Oscar L. Adams Winfield	Army Guard	Winfield	2	22,121	2	22,121	10	10	5.5
NG Frank F Horton Andalusia	Army Guard	Andalusia	4	29,679	4	29,679	5	5	8.8
NG Hamilton	Army Guard	Hamilton	5	16,338	5	16,338	14	22	6.4
NG Henry B Graham Birmingham	Army Guard	Birmingham	7	205,871	7	205,871	16	16	56.3
NG Henry H Cobb Jr Pelham	Army Guard	Pelham	2	22,666	2	22,666	15	15	5.9
NG Huntsville	Army Guard	Huntsville	4	35,153	4	35,153	12	12	8.0
NG I Judson Snead Centreville	Army Guard	Centreville	7	47,857	7	47,857	7	7	11.6
NG Ivan F Smith Clanton	Army Guard	Clanton	4	27,302	4	27,302	3	6	7.3
NG Jackson M Balch Huntsville	Army Guard	Huntsville	6	55,422	6	55,422	8	8	13.7
NG Jasper Readiness Center	Army Guard	Jasper	7	27,797	7	27,797	15	15	7.7
NG John H Forney Jacksonville	Army Guard	Jacksonville	3	30,735	3	30,735	10	10	8.2
NG Julis W Hicks Enterprise	Army Guard	Enterprise	8	48,733	8	48,733	14	14	11.8

\* All Locations that do not meet criteria of at least five (5) Acres AND at least \$5M PRV.

**State/Territories Army National Guard  
Base Structure Report - As of 30 Sept 2017**

SITE	COMPONENT	NAME NEAREST CITY	BUILDINGS				STATE OWNED ACRES	TOTAL SITE ACRES	TOTAL SITE PRV (\$M)
			STATE OWNED		TOTAL				
			COUNT	SQFT	COUNT	SQFT			
NG Lauris D Graves Talladega	Army Guard	Talladega	10	33,440	10	33,440	20	20	9.4
NG Marion	Army Guard	Marion	2	21,001	2	21,001	28	28	5.5
NG MD Haleyville	Army Guard	Haleyville	2	86,477	2	86,477	41	41	21.2
NG Northport	Army Guard	Northport	11	43,645	11	43,645	11	11	12.6
NG Oneonta	Army Guard	Oneonta	5	51,416	5	51,416	10	10	13.2
NG Opelika	Army Guard	Opelika	8	34,281	8	34,281	10	10	9.4
NG Pete Phillips Ashland	Army Guard	Ashland	5	24,076	5	24,076	5	5	6.0
NG Prattville	Army Guard	Prattville	4	21,535	4	21,535	11	11	5.8
NG R Dewey Piper Tallassee	Army Guard	Tallassee	4	39,788	4	39,788	10	10	11.3
NG R W Shepherd Hope Hull	Army Guard	Hope Hull	9	119,551	9	119,551	62	62	54.6
NG Ralph W Adams Troy	Army Guard	Troy	1	35,273	1	35,273	8	8	8.3
NG Raymond Blackmon Eufaula	Army Guard	Eufaula	4	23,482	4	23,482	6	6	6.1
NG Richard B Stone Union Springs	Army Guard	Union Springs	1	20,099	1	20,099	20	20	5.4
NG Selma Readiness Center/FMS 18	Army Guard	Selma	6	53,900	6	53,900	9	9	14.8
NG Springville	Army Guard	Springville	4	28,617	4	28,617	6	6	7.2
NG Taylor Hardin Montgomery	Army Guard	Montgomery	6	48,059	6	48,059	11	11	12.6
NG Tom Bevell Fayette	Army Guard	Fayette	2	35,345	2	35,345	20	20	9.2
NG Vincent	Army Guard	Vincent	5	28,430	5	28,430	7	7	7.7
NG Wendell K Taylor Brundidge	Army Guard	Brundidge	7	29,712	7	29,712	9	9	8.5
NG Wilburn B Fowler Arab	Army Guard	Arab	6	26,765	6	26,765	11	11	8.0
NG William A Hornsby Daleville	Army Guard	Daleville	4	29,212	4	29,212	12	12	6.3
NG William N Griffin Goodwater	Army Guard	Goodwater	6	34,894	6	34,894	10	10	8.1
<b>* OTHER SITE(S) : 26</b>			<b>59</b>	<b>365,314</b>	<b>60</b>	<b>366,251</b>	<b>166</b>	<b>167</b>	<b>93.3</b>
<b>Alabama Total:</b>			<b>395</b>	<b>3,743,652</b>	<b>402</b>	<b>3,791,982</b>	<b>1,216</b>	<b>1,328</b>	<b>1,054.7</b>
<b>Alaska</b>									
Anchorage International Airport	Army Guard	Anchorage	1	19,234	1	19,234	10	10	12.8
NG Alcantra Armory Complex	Army Guard	Palmer	6	26,712	6	26,712	360	360	18.7
NG Bethel AAOF	Army Guard	Bethel	2	42,396	2	42,396	17	17	62.4
NG Bethel Arm OMS	Army Guard	Bethel	1	14,083	1	14,083	21,248	21,248	9.5
NG Fairbanks Arm OMS	Army Guard	Fairbanks	2	33,209	2	33,209	5	5	21.6
NG Juneau Armory and FMS	Army Guard	Juneau	3	63,118	3	63,118	10	10	35.2
NG Kenai Armory	Army Guard	Kenai	1	14,710	1	14,710	5	5	10.2
NG Kodiak Armory	Army Guard	Kodiak	2	9,626	2	9,626	64	64	6.1
NG Sitka Armory	Army Guard	Sitka	1	15,305	1	15,305	5	5	9.1

\* All Locations that do not meet criteria of at least five (5) Acres AND at least \$5M PRV.

**State/Territories Army National Guard  
Base Structure Report - As of 30 Sept 2017**

SITE	COMPONENT	NAME NEAREST CITY	BUILDINGS				STATE OWNED ACRES	TOTAL SITE ACRES	TOTAL SITE PRV (\$M)
			STATE OWNED		TOTAL				
			COUNT	SQFT	COUNT	SQFT			
* OTHER SITE(S) : 21			28	154,362	29	155,570	24,187	24,199	109.7
<b>Alaska Total:</b>			<b>47</b>	<b>392,755</b>	<b>48</b>	<b>393,963</b>	<b>45,911</b>	<b>45,924</b>	<b>295.2</b>
<b>Arizona</b>									
NG Bellemont Armory	Army Guard	Bellemont	5	33,200	5	33,200	15	15	10.1
NG Chandler Armory	Army Guard	Chandler	1	17,153	1	17,153	5	5	5.1
NG Mesa Armory	Army Guard	Mesa	10	40,885	10	40,885	5	5	10.8
NG Papago Park Military Reservation CSMS	Army Guard	Phoenix	3	96,639	3	96,639	32	32	34.4
NG Picacho Aviation TS	Army Guard	Picacho	2	5,400	2	5,400	320	320	21.3
NG Safford Armory	Army Guard	Safford	5	15,996	5	15,996	9	9	5.6
NG Showlow Armory	Army Guard	Show Low	3	20,863	3	20,863	0	10	6.7
NG Silver Bell Army Heliport	Army Guard	Marana	34	543,054	34	543,054	178	743	258.3
NG Silverlake Armory	Army Guard	Tucson	6	44,074	6	44,074	6	6	13.8
NG Sunnyslope Armory	Army Guard	Phoenix	3	20,325	3	20,325	5	5	5.3
NG Valencia Readiness Center	Army Guard	Tucson	4	47,063	4	47,063	20	20	16.4
NG Yuma Readiness Center	Army Guard	Yuma	1	24,830	1	24,830	0	5	8.2
* OTHER SITE(S) : 11			30	163,973	32	166,274	39	39	49.0
<b>Arizona Total:</b>			<b>107</b>	<b>1,073,455</b>	<b>109</b>	<b>1,075,756</b>	<b>635</b>	<b>1,216</b>	<b>445.1</b>
<b>Arkansas</b>									
Camp Joseph T Robinson	Army Guard	North Little Rock	294	2,279,524	294	2,279,524	32,868	75,005	965.5
NG Beebe	Army Guard	Beebe	2	11,376	2	11,376	5	5	14.0
NG Benton	Army Guard	Benton	1	34,000	1	34,000	11	11	8.3
NG Booneville	Army Guard	Booneville	3	23,688	3	23,688	5	5	5.7
NG Cabot Readiness Center	Army Guard	Cabot	1	35,545	1	35,545	10	10	8.6
NG Camden	Army Guard	Camden	3	33,543	3	33,543	5	5	7.8
NG Conway	Army Guard	Conway	3	23,272	3	23,272	5	5	5.2
NG Fayetteville	Army Guard	Fayetteville	3	31,441	3	31,441	10	10	7.9
NG Hazen	Army Guard	Hazen	3	50,569	3	50,569	16	16	13.3
NG Malvern	Army Guard	Malvern	6	29,485	6	29,485	8	8	7.7
NG North Little Rock	Army Guard	North Little Rock	1	41,825	1	41,825	5	5	9.7
NG Russellville	Army Guard	Russellville	4	38,026	4	38,026	13	13	9.2
NG Searcy	Army Guard	Searcy	3	49,744	3	49,744	12	12	13.9
NG Stuttgart	Army Guard	Stuttgart	4	25,552	4	25,552	15	15	6.5
NG Warren Readiness Center and OMS 5	Army Guard	Warren	5	44,181	5	44,181	27	27	11.5

\* All Locations that do not meet criteria of at least five (5) Acres AND at least \$5M PRV.

**State/Territories Army National Guard  
Base Structure Report - As of 30 Sept 2017**

SITE	COMPONENT	NAME NEAREST CITY	BUILDINGS				STATE OWNED ACRES	TOTAL SITE ACRES	TOTAL SITE PRV (\$M)
			STATE OWNED		TOTAL				
			COUNT	SQFT	COUNT	SQFT			
NG West Memphis	Army Guard	West Memphis	3	22,482	3	22,482	3	10	5.2
NW Arkansas AFRC	Army Guard	Bentonville	3	109,256	3	109,256	10	10	25.3
<b>* OTHER SITE(S) : 33</b>			68	402,464	73	413,923	124	129	97.8
<b>Arkansas Total:</b>			<b>410</b>	<b>3,285,973</b>	<b>415</b>	<b>3,297,432</b>	<b>33,152</b>	<b>75,302</b>	<b>1,223.2</b>
<b>California</b>									
ITC Camp San Luis Obispo	Army Guard	San Luis Obispo	289	1,135,862	289	1,135,862	5,461	5,461	477.7
NG Azusa Sierra Madre	Army Guard	Azusa	3	89,489	3	89,489	18	18	30.5
NG Bakersfield Gateway	Army Guard	Bakersfield	2	50,563	2	50,563	21	21	18.3
NG Bakersfield P	Army Guard	Bakersfield	4	20,294	4	20,294	3	7	6.7
NG Barstow	Army Guard	Barstow	3	19,998	3	19,998	5	5	7.2
NG Benicia	Army Guard	Benicia	3	18,369	3	18,369	5	5	6.9
NG Fairfield	Army Guard	Fairfield	1	39,063	1	39,063	5	5	14.1
NG Fresno Airways	Army Guard	Fresno	1	10,462	1	10,462	7	21	6.2
NG Fresno AVCRAD Dakota	Army Guard	Fresno	8	202,227	8	202,227	48	48	106.4
NG Lakeport	Army Guard	Lakeport	1	23,654	1	23,654	7	7	8.5
NG Lancaster	Army Guard	Lancaster	1	56,640	1	56,640	28	28	22.8
NG Long Beach CSMS Stearns	Army Guard	Long Beach	7	57,182	7	57,182	5	5	24.6
NG Long Beach Redondo	Army Guard	Long Beach	6	82,498	6	82,498	20	31	29.0
NG Roseville	Army Guard	Roseville	3	40,758	3	40,758	5	5	15.1
NG Sacramento Meadowview	Army Guard	Sacramento	3	40,579	3	40,579	9	9	16.2
NG San Bernardino	Army Guard	San Bernardino	1	15,294	1	15,294	2	6	5.3
NG San Diego	Army Guard	San Diego	7	84,918	7	84,918	18	18	30.6
NG San Francisco	Army Guard	San Francisco	4	61,632	4	61,632	8	8	19.2
NG San Jose Hedding	Army Guard	San Jose	7	44,365	7	44,365	6	6	17.5
NG Santa Barbara	Army Guard	Santa Barbara	5	38,062	5	38,062	3	5	13.3
NG Stockton AASF	Army Guard	Stockton	2	57,631	2	57,631	15	15	41.9
NG Stockton Armory	Army Guard	Stockton	2	50,340	2	50,340	10	10	16.3
NG Stockton FMS/CSMS	Army Guard	Stockton	7	47,883	7	47,883	28	28	22.5
NG Ventura	Army Guard	Ventura	2	23,847	2	23,847	5	5	7.6
NG Visalia	Army Guard	Visalia	2	14,747	2	14,747	5	5	5.0
Sacramento	Army Guard	Sacramento	0	0	1	110,500	8	8	36.2
<b>* OTHER SITE(S) : 79</b>			169	1,219,573	175	1,254,629	329	2,314	431.1
<b>California Total:</b>			<b>543</b>	<b>3,545,930</b>	<b>550</b>	<b>3,691,486</b>	<b>6,085</b>	<b>8,106</b>	<b>1,436.9</b>

\* All Locations that do not meet criteria of at least five (5) Acres AND at least \$5M PRV.

## State/Territories Army National Guard

### Base Structure Report - As of 30 Sept 2017

SITE	COMPONENT	NAME NEAREST CITY	BUILDINGS				STATE OWNED ACRES	TOTAL SITE ACRES	TOTAL SITE PRV (\$M)
			STATE OWNED		TOTAL				
			COUNT	SQFT	COUNT	SQFT			
<b>Colorado</b>									
Alamosa	Army Guard	Alamosa	1	27,153	1	27,153	21	21	8.7
Fort Lupton	Army Guard	Fort Lupton	4	36,320	4	36,320	25	25	12.0
NG Aurora	Army Guard	Aurora	2	47,115	2	47,115	0	6	14.5
NG Centennial	Army Guard	Centennial	9	92,244	9	92,244	8	8	32.4
NG Denver 1	Army Guard	Denver	4	78,360	4	78,360	0	10	24.1
NG Golden	Army Guard	Golden	6	57,182	6	57,182	5	5	11.9
NG Grand Junction-DHS	Army Guard	Grand Junction	2	54,629	2	54,629	0	18	22.3
NG Gypsum HAATS	Army Guard	Gypsum	2	87,032	2	87,032	0	27	40.7
NG Montrose	Army Guard	Montrose	1	25,010	1	25,010	26	26	7.7
NG Pueblo	Army Guard	Pueblo	1	18,032	1	18,032	5	5	5.3
NG Watkins	Army Guard	Watkins	4	66,321	4	66,321	24	24	18.7
Windsor	Army Guard	Windsor	1	30,706	1	30,706	17	17	10.9
* OTHER SITE(S) : 14			13	85,095	19	132,743	28	30	40.7
<b>Colorado Total:</b>			<b>50</b>	<b>705,199</b>	<b>56</b>	<b>752,847</b>	<b>159</b>	<b>222</b>	<b>249.9</b>
<b>Connecticut</b>									
NG AVCRAD Groton	Army Guard	Groton	9	184,196	9	184,196	24	24	73.6
NG Camp Hartell	Army Guard	Windsor Locks	15	184,191	15	184,191	59	59	90.9
NG Camp Rell	Army Guard	Niantic	29	285,149	29	285,149	82	82	120.2
NG East Haven Rifle Range	Army Guard	East Haven	9	4,460	9	4,460	121	121	5.3
NG Enfield Armory	Army Guard	Enfield	1	17,966	1	17,966	9	9	6.0
NG Hartford Armory OMS 8A	Army Guard	Hartford	2	208,629	2	208,629	6	34	67.0
NG New Britain Armory	Army Guard	New Britain	1	24,345	1	24,345	8	8	7.9
NG New London Armory	Army Guard	New London	1	38,175	1	38,175	8	8	12.6
NG Newtown Military Reservation	Army Guard	Newtown	2	6,671	2	6,671	82	82	5.3
NG Norwich Armory OMS 10	Army Guard	Norwich	3	51,534	3	51,534	11	11	15.0
NG Southington Armory OMS 2	Army Guard	Southington	4	42,187	4	42,187	10	10	14.0
NG Stratford Armory OMS 9	Army Guard	Stratford	1	41,584	1	41,584	10	10	14.3
Stones Ranch Military Reservation	Army Guard	East Lyme	22	108,069	22	108,069	1,862	1,862	49.2
* OTHER SITE(S) : 6			6	129,814	7	132,334	12	18	42.4
<b>Connecticut Total:</b>			<b>105</b>	<b>1,326,970</b>	<b>106</b>	<b>1,329,490</b>	<b>2,304</b>	<b>2,338</b>	<b>523.6</b>
<b>Delaware</b>									
AFRC New Castle	Army Guard	New Castle	2	106,303	2	106,303	10	10	34.3

\* All Locations that do not meet criteria of at least five (5) Acres AND at least \$5M PRV.

**State/Territories Army National Guard  
Base Structure Report - As of 30 Sept 2017**

SITE	COMPONENT	NAME NEAREST CITY	BUILDINGS				STATE OWNED ACRES	TOTAL SITE ACRES	TOTAL SITE PRV (\$M)
			STATE OWNED		TOTAL				
			COUNT	SQFT	COUNT	SQFT			
NG 1401 Armory	Army Guard	Wilmington	2	48,253	2	48,253	7	7	14.8
NG Bethany Beach TS	Army Guard	Bethany Beach	73	119,970	73	119,970	105	105	50.4
NG Dagsboro	Army Guard	Dagsboro	6	44,103	6	44,103	9	9	13.9
NG Duncan Armory AASF	Army Guard	New Castle	6	149,847	6	149,847	13	13	80.8
NG Gov Bacon Health Ctr	Army Guard	Delaware City	2	26,158	2	26,158	6	6	8.6
NG Seaford Readiness Center	Army Guard	Seaford	5	20,404	5	20,404	14	16	7.9
NG Smyrna Readiness Center	Army Guard	Smyrna	2	54,389	2	54,389	14	14	17.4
NG Wilmington	Army Guard	Wilmington	2	79,406	2	79,406	15	15	23.6
* OTHER SITE(S) : 5			12	90,364	13	91,564	14	14	26.3
<b>Delaware Total:</b>			<b>112</b>	<b>739,197</b>	<b>113</b>	<b>740,397</b>	<b>207</b>	<b>210</b>	<b>278.1</b>
<b>District of Columbia</b>									
NG D.C. Armory	Army Guard	Washington, DC	0	0	5	595,935	0	10	211.2
<b>District of Columbia Total:</b>			<b>0</b>	<b>0</b>	<b>5</b>	<b>595,935</b>	<b>0</b>	<b>10</b>	<b>211.2</b>
<b>Florida</b>									
MTC Camp Blanding	Army Guard	Unknown	587	2,035,666	588	2,037,106	72,000	72,000	1,073.1
NG Arcadia Readiness Center	Army Guard	Arcadia	2	12,841	2	12,841	10	10	5.6
NG Avon Park Readiness Center	Army Guard	Avon Park	5	20,274	5	20,274	10	10	5.2
NG Bartow Readiness Center	Army Guard	Bartow	3	22,240	3	22,240	10	10	5.4
NG Bonifay Readiness Center	Army Guard	Bonifay	13	28,227	13	28,227	7	7	9.5
NG Bradenton Readiness Center	Army Guard	Bradenton	7	53,240	7	53,240	7	7	10.3
NG Brooksville RC, AASF 2, C23	Army Guard	Spring Hill	10	84,081	10	84,081	19	19	28.6
NG Crystal River Readiness Center	Army Guard	Crystal River	7	32,176	7	32,176	18	18	11.5
NG Fort Lauderdale Readiness Center	Army Guard	Fort Lauderdale	6	28,210	6	28,210	6	6	9.2
NG Fort Myers Readiness Center	Army Guard	Ft Myers	4	28,748	4	28,748	4	19	6.0
NG Fort Pierce Readiness Center	Army Guard	Ft Pierce	3	30,461	3	30,461	5	5	6.4
NG Haines City Readiness Center	Army Guard	Haines City	8	34,467	8	34,467	8	8	10.2
NG Jacksonville Cecil Field AASF 1	Army Guard	Jacksonville	14	231,997	14	231,997	7	7	85.4
NG Jacksonville Snyder RC	Army Guard	Jacksonville	6	40,039	7	43,685	25	25	12.5
NG Lake City Readiness Center	Army Guard	Lake City	6	25,668	6	25,668	7	7	7.7
NG Lake Wales Readiness Center	Army Guard	Lake Wales	4	21,879	4	21,879	7	7	7.0
NG Lakeland Readiness Center	Army Guard	Lakeland	3	26,707	3	26,707	10	10	8.4
NG Live Oak Readiness Center	Army Guard	Live Oak	4	18,576	4	18,576	9	9	5.5
NG Marianna Readiness Center	Army Guard	Marianna	5	19,862	5	19,862	5	5	6.0

\* All Locations that do not meet criteria of at least five (5) Acres AND at least \$5M PRV.

**State/Territories Army National Guard  
Base Structure Report - As of 30 Sept 2017**

SITE	COMPONENT	NAME NEAREST CITY	BUILDINGS				STATE OWNED ACRES	TOTAL SITE ACRES	TOTAL SITE PRV (\$M)
			STATE OWNED		TOTAL				
			COUNT	SQFT	COUNT	SQFT			
NG Miami Readiness Center	Army Guard	Miami-Dade	7	55,440	7	55,440	6	6	15.8
NG Ocala Readiness Center	Army Guard	Ocala	4	22,771	4	22,771	13	13	6.8
NG Orlando Readiness Center	Army Guard	Orlando	5	32,500	5	32,500	5	5	9.2
NG Palmetto Readiness Center	Army Guard	Palmetto	4	34,267	4	34,267	5	5	6.8
NG Panama City Readiness Center	Army Guard	Panama City	3	31,039	3	31,039	5	5	7.8
NG Pensacola Ellyson Field	Army Guard	Pensacola	7	47,043	7	47,043	0	11	13.0
NG Plant City Readiness Center	Army Guard	Plant City	7	29,162	7	29,162	13	13	8.9
NG Quincy Readiness Center	Army Guard	Quincy	3	32,132	3	32,132	15	15	8.8
NG St Augustine, Ensslin Readiness Center	Army Guard	St. Augustine	4	124,187	4	124,187	18	18	24.0
NG St Augustine, St Francis Barracks	Army Guard	St. Augustine	20	88,401	20	88,401	7	7	21.0
NG St Petersburg Readiness Center	Army Guard	St. Petersburg	8	32,558	8	32,558	6	6	9.3
NG Starke Readiness Center	Army Guard	Starke	3	25,146	3	25,146	12	12	8.2
NG Tallahassee Readiness Center	Army Guard	Tallahassee	7	44,743	7	44,743	19	30	13.3
NG Tampa Readiness Center	Army Guard	Tampa	5	33,533	5	33,533	6	6	10.7
NG Wauchula Readiness Center	Army Guard	Wauchula	2	27,395	2	27,395	9	9	7.5
NG West Palm Beach, Calloway, FMS 15	Army Guard	West Palm Beach	5	66,120	5	66,120	19	19	18.1
<b>* OTHER SITE(S) : 24</b>			<b>45</b>	<b>294,766</b>	<b>48</b>	<b>322,054</b>	<b>174</b>	<b>21,430</b>	<b>86.5</b>
<b>Florida Total:</b>			<b>836</b>	<b>3,816,562</b>	<b>841</b>	<b>3,848,936</b>	<b>72,504</b>	<b>93,797</b>	<b>1,588.9</b>
<b>Georgia</b>									
Cumming	Army Guard	Cumming	3	107,007	3	107,007	14	14	29.0
Milledgeville YCA	Army Guard	Milledgeville	3	113,418	3	113,418	7	7	34.7
NG Atlanta - Confederate Ave	Army Guard	Atlanta	11	208,300	11	208,300	58	58	58.4
NG Augusta	Army Guard	Augusta	6	50,644	6	50,644	12	12	12.8
NG Barnesville	Army Guard	Barnesville	7	71,146	7	71,146	26	26	21.9
NG Brunswick	Army Guard	Brunswick	5	29,608	5	29,608	7	7	8.0
NG Calhoun	Army Guard	Calhoun	9	25,083	9	25,083	6	6	7.2
NG Columbus	Army Guard	Columbus	6	43,940	6	43,940	7	7	11.6
NG Decatur	Army Guard	Decatur	4	26,703	4	26,703	6	6	7.3
NG Dublin	Army Guard	Dublin	5	29,331	5	29,331	10	10	9.0
NG Elberton	Army Guard	Elberton	8	24,799	8	24,799	6	6	6.5
NG Forsyth	Army Guard	Forsyth	3	23,710	3	23,710	7	7	5.6
NG Henry D Russell Armory	Army Guard	Macon	4	30,584	4	30,584	6	6	7.1
NG Hinesville	Army Guard	Hinesville	5	21,737	5	21,737	7	7	6.9
NG Kennesaw	Army Guard	Kennesaw	8	44,185	8	44,185	14	14	11.9

\* All Locations that do not meet criteria of at least five (5) Acres AND at least \$5M PRV.



**State/Territories Army National Guard  
Base Structure Report - As of 30 Sept 2017**

SITE	COMPONENT	NAME NEAREST CITY	BUILDINGS				STATE OWNED ACRES	TOTAL SITE ACRES	TOTAL SITE PRV (\$M)
			STATE OWNED		TOTAL				
			COUNT	SQFT	COUNT	SQFT			
NG Lorenzo Benn	Army Guard	Atlanta	3	67,370	3	67,370	116	116	39.7
NG Macon RTI	Army Guard	Macon	19	112,776	19	112,776	30	30	29.2
NG Metter	Army Guard	Metter	4	27,647	4	27,647	12	12	7.2
NG Milledgeville	Army Guard	Milledgeville	6	24,914	6	24,914	11	11	6.2
NG Oglethorpe Armory	Army Guard	Ellenwood	2	88,981	2	88,981	32	32	23.4
NG Rome	Army Guard	Rome	4	17,708	4	17,708	181	181	5.6
NG Savannah	Army Guard	Savannah	8	78,618	8	78,618	27	27	19.8
NG Statesboro Armory	Army Guard	Statesboro	2	23,025	2	23,025	7	7	5.8
NG Tifton	Army Guard	Tifton	4	18,257	4	18,257	8	11	6.1
NG Washington	Army Guard	Washington	7	26,028	7	26,028	5	5	7.4
NG Winder Brw Arpt	Army Guard	Winder	9	57,051	9	57,051	33	34	17.2
NG Winder Downtown	Army Guard	Winder	5	38,605	5	38,605	7	7	9.2
<b>* OTHER SITE(S) : 45</b>			<b>109</b>	<b>492,518</b>	<b>121</b>	<b>510,427</b>	<b>145</b>	<b>159</b>	<b>134.8</b>
<b>Georgia Total:</b>			<b>269</b>	<b>1,923,693</b>	<b>281</b>	<b>1,941,602</b>	<b>806</b>	<b>824</b>	<b>549.3</b>
<b>Hawaii</b>									
NG Fort Ruger	Army Guard	Honolulu	39	270,610	39	270,610	325	333	209.1
NG Hilo AASF 2	Army Guard	Hilo	5	183,489	5	183,489	20	20	45.4
NG Kaunakakai	Army Guard	Kaunakakai	5	9,672	5	9,672	6	6	6.0
NG Pu'Unene	Army Guard	Kihei	3	30,964	3	30,964	30	30	27.0
NG TS Keaukaha Mil Res	Army Guard	Hilo	35	251,870	35	251,870	509	509	201.4
NG TS Kekaha WETS LTA	Army Guard	Kekaha	2	538	2	538	68	68	7.8
<b>* OTHER SITE(S) : 6</b>			<b>20</b>	<b>190,419</b>	<b>20</b>	<b>190,419</b>	<b>57</b>	<b>57</b>	<b>137.7</b>
<b>Hawaii Total:</b>			<b>109</b>	<b>937,562</b>	<b>109</b>	<b>937,562</b>	<b>1,014</b>	<b>1,022</b>	<b>634.4</b>
<b>Idaho</b>									
NG Caldwell Armory	Army Guard	Caldwell	1	20,928	1	20,928	5	5	6.2
NG Caldwell FMS2	Army Guard	Caldwell	6	23,950	6	23,950	5	5	6.4
NG GF Bennett Building 600	Army Guard	Boise	1	47,916	1	47,916	0	6	14.6
NG Lewiston Armory FMS 1	Army Guard	Lewiston	4	23,872	4	23,872	8	8	9.1
NG Orchard Mates Boise	Army Guard	Boise	44	403,028	44	403,028	0	80	164.7
NG Pocatello Armory FMS 5	Army Guard	Pocatello	6	38,241	6	38,241	11	11	13.5
NG Post Falls Armory FMS S1	Army Guard	Post Falls	4	46,190	4	46,190	8	8	16.1
NG Twin Falls Armory	Army Guard	Twin Falls	5	21,782	5	21,782	5	5	6.6
Orchard Range TS Boise	Army Guard	Boise	0	0	100	101,742	0	143,000	224.1

\* All Locations that do not meet criteria of at least five (5) Acres AND at least \$5M PRV.

**State/Territories Army National Guard  
Base Structure Report - As of 30 Sept 2017**

SITE	COMPONENT	NAME NEAREST CITY	BUILDINGS				STATE OWNED ACRES	TOTAL SITE ACRES	TOTAL SITE PRV (\$M)
			STATE OWNED		TOTAL				
			COUNT	SQFT	COUNT	SQFT			
* OTHER SITE(S) : 34			56	301,152	62	307,003	14,701	47,403	91.7
<b>Idaho Total:</b>			<b>127</b>	<b>927,059</b>	<b>233</b>	<b>1,034,652</b>	<b>14,743</b>	<b>190,531</b>	<b>553.1</b>
<b>Illinois</b>									
Marseilles (MTA Training Area)	Army Guard	Marseilles	34	209,797	34	209,797	2,540	2,804	99.6
NG Bartonville (Peoria JMD)	Army Guard	Peoria	4	116,248	4	116,248	27	27	33.7
NG Beardstown Armory	Army Guard	Beardstown	2	22,337	2	22,337	9	9	6.0
NG Bloomington Armory FMS 16	Army Guard	Bloomington	3	54,601	3	54,601	18	18	16.9
NG Chicago Calumet Ave Armory	Army Guard	Chicago	1	145,152	1	145,152	5	5	40.8
NG Chicago, Jones Armory FMS 14	Army Guard	Chicago	1	294,720	1	294,720	6	6	89.0
NG Crestwood Armory FMS 02	Army Guard	Robbins	1	115,590	1	115,590	18	18	43.5
NG Danville Armory	Army Guard	Danville	1	24,500	1	24,500	10	10	7.3
NG Decatur AASF 1	Army Guard	Decatur	6	56,731	6	56,731	10	10	28.3
NG Decatur Armory FMS 04	Army Guard	Decatur	3	49,757	3	49,757	12	12	16.5
NG East St Louis Armory FMS 15	Army Guard	Centreville	5	63,976	5	63,976	8	8	20.6
NG Galva Armory	Army Guard	Galva	1	32,864	1	32,864	6	6	10.1
NG Joliet Armory FMS 12	Army Guard	Joliet	3	55,162	3	55,162	5	5	16.9
NG Kankakee Cpt Stefanich JMD	Army Guard	Kankakee	3	41,934	3	41,934	11	11	12.6
NG Machesney Park Armory FMS 13	Army Guard	Machesney Park	3	53,386	3	53,386	12	12	16.8
NG Macomb Armory FMS 19A	Army Guard	Macomb	3	56,077	3	56,077	7	7	17.4
NG Marion Armory FMS 18	Army Guard	Marion	4	47,151	4	47,151	11	11	15.7
NG Mattoon Armory FMS 5	Army Guard	Mattoon	3	46,947	3	46,947	7	7	17.4
NG Mt Vernon Armed Forces Reserve Center	Army Guard	Mt Vernon	2	85,387	2	85,387	23	23	28.0
NG North Riverside Armory	Army Guard	Riverside	3	88,163	3	88,163	10	10	30.1
NG Pontiac Armory	Army Guard	Pontiac	1	32,825	1	32,825	5	5	9.2
NG Quad Cities Armory FMS 19	Army Guard	Milan	4	70,967	4	70,967	25	25	21.3
NG Quincy Gen Grimmer FMS 20	Army Guard	Quincy	6	29,114	6	29,114	6	6	10.4
NG Shiloh Readiness Center	Army Guard	O Fallon	2	35,448	2	35,448	15	15	11.6
NG Sparta Armory	Army Guard	Sparta	9	55,804	9	55,804	2,653	2,653	26.4
NG Springfield (TS Camp Lincoln)	Army Guard	Springfield	39	524,685	39	524,685	160	160	171.3
NG Urbana Armory FMS 17	Army Guard	Urbana	7	122,889	7	122,889	22	22	33.9
NG West Frankfort Armory	Army Guard	West Frankfort	1	23,148	1	23,148	5	5	7.0
NG Woodstock Armory	Army Guard	Woodstock	3	24,208	3	24,208	13	13	8.0
PARIS FMS ANNEX	Army Guard	Paris	2	13,363	2	13,363	20	20	6.0

\* All Locations that do not meet criteria of at least five (5) Acres AND at least \$5M PRV.

**State/Territories Army National Guard  
Base Structure Report - As of 30 Sept 2017**

SITE	COMPONENT	NAME NEAREST CITY	BUILDINGS				STATE OWNED ACRES	TOTAL SITE ACRES	TOTAL SITE PRV (\$M)
			STATE OWNED		TOTAL				
			COUNT	SQFT	COUNT	SQFT			
* OTHER SITE(S) : 23			37	1,224,898	38	1,226,498	45	46	390.6
<b>Illinois Total:</b>			<b>197</b>	<b>3,817,829</b>	<b>198</b>	<b>3,819,429</b>	<b>5,725</b>	<b>5,990</b>	<b>1,263.1</b>
<b>Indiana</b>									
Johnson County Armory	Army Guard	Franklin	2	163,171	2	163,171	40	40	45.6
Knightstown	Army Guard	Knightstown	8	245,945	8	245,945	387	387	71.4
NG Bedford	Army Guard	Bedford	4	30,101	4	30,101	5	5	10.6
NG Brazil	Army Guard	Brazil	3	19,038	3	19,038	6	6	5.5
NG Columbus	Army Guard	Columbus	2	20,171	2	20,171	6	6	5.7
NG Connersville	Army Guard	Connersville	1	14,715	1	14,715	7	7	5.3
NG Elkhart	Army Guard	Elkhart	10	44,186	10	44,186	8	8	13.4
NG Evansville 1998	Army Guard	Evansville	3	83,799	3	83,799	20	20	23.1
NG Fort Wayne	Army Guard	Fort Wayne	4	56,833	4	56,833	21	21	15.5
NG Gary	Army Guard	Gary	6	62,460	6	62,460	15	15	17.3
NG Indianapolis 38 ID	Army Guard	Indianapolis	3	96,640	3	96,640	68	68	27.8
NG Indianapolis CSMS 1	Army Guard	Indianapolis	6	115,305	6	115,305	12	12	36.8
NG Jasper	Army Guard	Jasper	4	31,208	4	31,208	6	6	8.9
NG La Porte	Army Guard	La Porte	4	28,673	4	28,673	9	9	6.9
NG Lafayette	Army Guard	Lafayette	2	157,105	3	158,705	16	16	44.7
NG Logansport	Army Guard	Logansport	5	22,634	5	22,634	8	8	6.5
NG Muncie	Army Guard	Muncie	3	31,888	4	35,088	16	16	9.9
NG New Albany	Army Guard	New Albany	3	29,737	3	29,737	9	9	8.5
NG Remington	Army Guard	Remington	3	20,328	3	20,328	6	6	6.3
NG Richmond	Army Guard	Richmond	3	22,620	3	22,620	8	8	6.7
NG Scottsburg	Army Guard	Scottsburg	4	20,269	4	20,269	15	15	5.8
NG Seymour	Army Guard	Seymour	3	20,302	3	20,302	15	15	6.5
NG Shelbyville	Army Guard	Shelbyville	5	98,209	5	98,209	58	58	33.0
NG South Bend	Army Guard	South Bend	5	123,221	5	123,221	16	16	37.8
NG Stout Field Indianapolis	Army Guard	Indianapolis	20	508,073	20	508,073	18	18	132.6
NG Terre Haute	Army Guard	Terre Haute	2	30,996	2	30,996	6	6	8.1
* OTHER SITE(S) : 42			68	832,777	69	834,777	281	281	256.9
<b>Indiana Total:</b>			<b>186</b>	<b>2,930,404</b>	<b>189</b>	<b>2,937,204</b>	<b>1,080</b>	<b>1,080</b>	<b>857.0</b>
<b>Iowa</b>									
Muscatine MD	Army Guard	Muscatine	1	37,392	1	37,392	0	20	12.9

\* All Locations that do not meet criteria of at least five (5) Acres AND at least \$5M PRV.

**State/Territories Army National Guard  
Base Structure Report - As of 30 Sept 2017**

SITE	COMPONENT	NAME NEAREST CITY	BUILDINGS				STATE OWNED ACRES	TOTAL SITE ACRES	TOTAL SITE PRV (\$M)
			STATE OWNED		TOTAL				
			COUNT	SQFT	COUNT	SQFT			
NG Audubon	Army Guard	Audubon	2	26,903	2	26,903	5	5	6.7
NG Boone	Army Guard	Boone	9	151,189	9	151,189	22	28	50.9
NG Cedar Rapids Armory	Army Guard	Cedar Rapids	3	174,280	4	264,078	0	22	85.5
NG Charles City	Army Guard	Charles City	3	22,797	3	22,797	5	5	6.5
NG Clinton	Army Guard	Clinton	5	36,904	5	36,904	5	5	9.2
NG Council Bluffs	Army Guard	Council Bluffs	6	78,901	6	78,901	41	41	23.8
NG Davenport AASF	Army Guard	Davenport	11	106,840	11	106,840	13	17	38.2
NG Davenport OMS	Army Guard	Davenport	5	23,438	5	23,438	12	12	5.8
NG Dubuque	Army Guard	Dubuque	5	69,649	5	69,649	22	22	16.3
NG Fairfield Armory	Army Guard	Fairfield	3	50,689	3	50,689	5	5	13.4
NG Fairfield OMS	Army Guard	Fairfield	2	18,063	2	18,063	5	5	7.4
NG Fort Dodge	Army Guard	Fort Dodge	6	67,786	6	67,786	7	8	18.6
NG Iowa City Melrose	Army Guard	Iowa City	3	94,863	3	94,863	25	25	28.1
NG Iowa Falls	Army Guard	Iowa Falls	4	22,079	4	22,079	5	5	6.8
NG Knoxville	Army Guard	Knoxville	3	27,073	3	27,073	6	6	8.7
NG Le Mars	Army Guard	Le Mars	4	28,140	4	28,140	6	6	7.3
NG Marshalltown	Army Guard	Marshalltown	4	26,088	4	26,088	5	5	6.7
NG Mason City	Army Guard	Mason City	7	57,059	7	57,059	13	13	14.7
NG Mount Pleasant	Army Guard	Mt Pleasant	4	36,654	4	36,654	6	6	9.4
NG Oskaloosa	Army Guard	Oskaloosa	3	36,026	3	36,026	11	11	9.4
NG Ottumwa	Army Guard	Ottumwa	4	36,740	4	36,740	5	5	8.1
NG Perry	Army Guard	Perry	4	30,655	4	30,655	40	40	7.6
NG Red Oak	Army Guard	Red Oak	5	34,548	5	34,548	5	5	8.5
NG Sheldon	Army Guard	Sheldon	5	35,541	5	35,541	6	6	8.5
NG Shenandoah	Army Guard	Shenandoah	2	21,193	2	21,193	5	5	6.4
NG Sioux City	Army Guard	Sioux City	8	66,791	8	66,791	11	11	18.2
NG Spencer	Army Guard	Spencer	4	24,633	4	24,633	5	5	6.6
NG Storm Lake	Army Guard	Storm Lake	6	30,411	6	30,411	6	6	8.7
NG Washington	Army Guard	Washington	3	30,603	3	30,603	6	6	7.2
NG Waterloo Airport	Army Guard	Waterloo	8	62,237	8	62,237	5	7	18.2
NG Waterloo Big Rock	Army Guard	Waterloo	5	108,520	5	108,520	0	33	42.7
<b>* OTHER SITE(S) : 10</b>			15	159,402	18	193,822	58	58	55.7
<b>Iowa Total:</b>			<b>162</b>	<b>1,834,087</b>	<b>166</b>	<b>1,958,305</b>	<b>370</b>	<b>460</b>	<b>582.9</b>

\* All Locations that do not meet criteria of at least five (5) Acres AND at least \$5M PRV.

**State/Territories Army National Guard  
Base Structure Report - As of 30 Sept 2017**

SITE	COMPONENT	NAME NEAREST CITY	BUILDINGS				STATE OWNED ACRES	TOTAL SITE ACRES	TOTAL SITE PRV (\$M)
			STATE OWNED		TOTAL				
			COUNT	SQFT	COUNT	SQFT			
<b>Kansas</b>									
Kansas	Army Guard	Topeka	31	292,343	31	292,343	79	79	85.1
National Guard Museum	Army Guard	Topeka	3	19,458	3	19,458	0	9	6.0
NG Coffeyville Armory (New)	Army Guard	Coffeyville	2	25,941	2	25,941	0	10	7.7
NG Concordia Armory	Army Guard	Concordia	1	20,130	1	20,130	7	7	5.6
NG Great Bend Armory	Army Guard	Great Bend	2	21,915	2	21,915	5	5	6.0
NG Kansas City Armory	Army Guard	Kansas City	5	97,114	5	97,114	5	20	27.7
NG Lenexa Armory	Army Guard	Lenexa	4	38,238	4	38,238	9	9	11.0
NG Manhattan Readiness Center	Army Guard	Manhattan	3	78,113	3	78,113	10	10	23.7
NG Olathe Armory	Army Guard	Olathe	1	32,542	1	32,542	5	5	9.8
NG Paola Armory	Army Guard	Paola	1	19,127	1	19,127	5	5	5.3
NG Pittsburg Readiness Center	Army Guard	Pittsburg	2	85,218	2	85,218	10	10	25.6
NG Salina KS Training Center	Army Guard	Salina	16	348,133	17	357,565	48	84	124.9
NG Wichita South Armory	Army Guard	Wichita	4	32,305	4	32,305	6	6	8.9
Wichita North	Army Guard	Wichita	3	183,207	3	183,207	0	45	61.7
* OTHER SITE(S) :			49	461,100	56	468,798	62	62	131.1
<b>Kansas Total:</b>			<b>127</b>	<b>1,754,884</b>	<b>135</b>	<b>1,772,014</b>	<b>252</b>	<b>367</b>	<b>539.8</b>
<b>Kentucky</b>									
Burlington Readiness Center	Army Guard	Burlington	2	84,555	2	84,555	34	34	26.0
MD Paducah	Army Guard	West Paducah	4	76,663	4	76,663	0	21	23.9
NG Barbourville Armory	Army Guard	Barbourville	3	19,124	3	19,124	5	5	5.0
NG Benton Armory	Army Guard	Benton	2	24,111	2	24,111	7	7	6.0
NG Bowling Green Reserve Center	Army Guard	Bowling Green	3	34,795	3	34,795	7	7	8.5
NG Buechel Armory	Army Guard	Louisville	6	35,510	6	35,510	10	10	9.0
NG Butler Readiness Center	Army Guard	Louisville	1	62,353	1	62,353	8	8	15.0
NG Carlisle Armory	Army Guard	Carlisle	3	17,651	3	17,651	6	6	5.6
NG Frankfort Boone NG Center	Army Guard	Frankfort	47	497,015	48	498,002	385	385	180.3
NG Glasgow Armory	Army Guard	Glasgow	3	25,986	3	25,986	9	9	6.6
NG Harrodsburg Armory	Army Guard	Harrodsburg	2	23,892	2	23,892	5	5	5.9
NG Hazard Armory	Army Guard	Hazard	3	22,785	3	22,785	9	9	5.6
NG Hopkinsville Reserve Center	Army Guard	Hopkinsville	2	21,466	2	21,466	9	9	5.7
NG Jackson Armory	Army Guard	Jackson	5	34,347	5	34,347	6	6	8.9
NG Lexington Armory	Army Guard	Lexington	7	43,449	7	43,449	0	18	11.5
NG London JSO	Army Guard	London	2	65,888	2	65,888	18	18	26.7

\* All Locations that do not meet criteria of at least five (5) Acres AND at least \$5M PRV.

**State/Territories Army National Guard  
Base Structure Report - As of 30 Sept 2017**

SITE	COMPONENT	NAME NEAREST CITY	BUILDINGS				STATE OWNED ACRES	TOTAL SITE ACRES	TOTAL SITE PRV (\$M)
			STATE OWNED		TOTAL				
			COUNT	SQFT	COUNT	SQFT			
NG Louisville Armory	Army Guard	Louisville	8	59,458	8	59,458	8	10	15.0
NG Madisonville Armory	Army Guard	Madisonville	2	22,315	2	22,315	5	5	5.7
NG Monticello Armory	Army Guard	Monticello	3	16,521	3	16,521	6	6	5.1
NG Morehead Readiness Center	Army Guard	Morehead	2	33,659	2	33,659	10	10	10.4
NG Murray Armory	Army Guard	Murray	3	22,255	3	22,255	6	6	5.5
NG Olive Hill Armory	Army Guard	Olive Hill	4	19,485	4	19,485	6	6	5.3
NG Prestonburg Armory	Army Guard	Prestonsburg	3	22,195	3	22,195	5	5	5.1
NG Richmond Armory	Army Guard	Richmond	4	31,559	4	31,559	5	5	8.1
NG Walton Armory	Army Guard	Walton	2	23,436	2	23,436	5	5	6.2
Owensboro Readiness Center	Army Guard	Owensboro	2	60,151	2	60,151	0	21	19.8
W.H. Ford Regional Training Ctr	Army Guard	Greenville	101	551,537	101	551,537	11,241	11,241	217.0
<b>* OTHER SITE(S) : 38</b>			<b>78</b>	<b>540,925</b>	<b>85</b>	<b>652,372</b>	<b>1,445</b>	<b>1,469</b>	<b>176.2</b>
<b>Kentucky Total:</b>			<b>307</b>	<b>2,493,086</b>	<b>315</b>	<b>2,605,520</b>	<b>13,259</b>	<b>13,345</b>	<b>829.4</b>
<b><u>Louisiana</u></b>									
Baton Rouge LSU South Campus	Army Guard	Baton Rouge	4	169,179	4	169,179	51	51	66.2
Bogalusa RC - Hwy 10	Army Guard	Bogalusa	6	43,863	6	43,863	13	13	12.7
Camp Minden TS	Army Guard	Minden	591	2,496,545	591	2,496,545	15,253	15,253	616.9
Franklinton - Industrial Park	Army Guard	Franklinton	3	40,894	3	40,894	12	12	12.9
NG Abbeville	Army Guard	Abbeville	10	27,662	10	27,662	0	6	8.7
NG Alexandria	Army Guard	Alexandria	4	41,200	4	41,200	5	5	10.5
NG Beauregard Training Range	Army Guard	Pineville	71	56,388	71	56,388	12,888	12,888	42.2
NG Bossier City	Army Guard	Bossier City	10	43,312	10	43,312	10	10	10.0
NG Breaux Bridge	Army Guard	Breaux Bridge	4	22,782	4	22,782	0	6	5.6
NG Camp Cook	Army Guard	Ball	28	120,913	28	120,913	38	38	33.8
NG Camp Villere	Army Guard	Slidell	62	232,152	62	232,152	1,707	1,707	71.9
NG Carville Gillis Long Center	Army Guard	Carville	112	824,729	112	824,729	379	379	228.2
NG Clarks	Army Guard	Clarks	4	21,730	4	21,730	8	8	5.5
NG Colfax	Army Guard	Colfax	3	17,961	3	17,961	8	8	5.2
NG Covington	Army Guard	Covington	4	37,079	4	37,079	0	6	11.3
NG Delhi	Army Guard	Delhi	4	23,562	4	23,562	6	6	5.8
NG Esler Field	Army Guard	Pineville	33	547,997	33	547,997	0	1,991	229.0
NG Hammond	Army Guard	Hammond	3	24,243	3	24,243	6	6	6.2
NG Hammond Airport	Army Guard	Hammond	14	316,361	14	316,361	0	175	163.5
NG Independence	Army Guard	Independence	3	20,529	3	20,529	0	5	5.4

\* All Locations that do not meet criteria of at least five (5) Acres AND at least \$5M PRV.

**State/Territories Army National Guard  
Base Structure Report - As of 30 Sept 2017**

SITE	COMPONENT	NAME NEAREST CITY	BUILDINGS				STATE OWNED ACRES	TOTAL SITE ACRES	TOTAL SITE PRV (\$M)
			STATE OWNED		TOTAL				
			COUNT	SQFT	COUNT	SQFT			
NG Jackson Barracks	Army Guard	New Orleans	84	699,592	84	699,592	113	113	187.2
NG Jena Armory	Army Guard	Jena	7	30,379	7	30,379	13	13	10.2
NG Lafayette	Army Guard	Lafayette	12	62,973	12	62,973	0	6	18.5
NG Marrero	Army Guard	Marrero	2	50,018	2	50,018	0	8	14.9
NG Monroe	Army Guard	Monroe	7	43,362	7	43,362	0	10	12.6
NG Napoleonville	Army Guard	Napoleonville	3	22,780	3	22,780	0	5	6.4
NG Natchitoches	Army Guard	Natchitoches	3	21,778	3	21,778	5	5	5.4
NG Opelousas	Army Guard	Opelousas	3	21,113	3	21,113	0	6	5.2
NG Reserve	Army Guard	Reserve	3	37,478	3	37,478	0	13	13.0
NG Ruston	Army Guard	Ruston	6	108,468	6	108,468	16	16	27.7
NG Shreveport	Army Guard	Shreveport	10	66,214	10	66,214	6	6	16.0
NG West Monroe	Army Guard	West Monroe	6	22,798	6	22,798	7	7	6.0
SMR Camp Beauregard	Army Guard	Pineville	253	980,478	253	980,478	728	728	275.0
* OTHER SITE(S) : 32			91	445,020	95	450,067	105	201	116.9
<b>Louisiana Total:</b>			<b>1,463</b>	<b>7,741,532</b>	<b>1,467</b>	<b>7,746,579</b>	<b>31,376</b>	<b>33,709</b>	<b>2,266.6</b>
<b>Maine</b>									
NG Augusta Armory	Army Guard	Augusta	1	79,487	1	79,487	5	5	22.7
NG Belfast Armory	Army Guard	Belfast	6	26,309	6	26,309	27	27	8.2
NG Brewer Armory	Army Guard	Brewer	2	28,390	2	28,390	6	6	8.5
NG Camp Keyes TS	Army Guard	Augusta	36	297,797	36	297,797	38	38	81.4
NG Deepwoods TS	Army Guard	Old Town	0	0	0	0	0	358,812	5.5
NG Gardiner TS	Army Guard	Gardiner	5	3,124	5	3,124	115	115	9.0
NG Hollis Plains TS	Army Guard	Hollis Center	0	0	0	0	425	425	6.1
NG Houlton Armory	Army Guard	Houlton	3	21,567	3	21,567	5	5	5.9
NG Lewiston MD	Army Guard	Lewiston	6	40,283	6	40,283	6	6	11.2
NG Norway Armory	Army Guard	Norway	3	35,641	3	35,641	6	6	10.1
NG Portland Armory FMS	Army Guard	Portland	0	0	6	21,594	0	9	8.5
NG Skowhegan Armory	Army Guard	Skowhegan	3	29,363	3	29,363	7	7	8.9
NG Solman State Armory	Army Guard	Caribou	3	62,099	3	62,099	7	7	16.0
NG Waterville Armory	Army Guard	Waterville	3	39,605	3	39,605	5	5	11.5
NG WMD Readiness Center	Army Guard	Waterville	1	16,650	1	16,650	6	6	5.4
* OTHER SITE(S) : 13			14	81,512	16	83,477	3,602	3,629	30.6
<b>Maine Total:</b>			<b>86</b>	<b>761,827</b>	<b>94</b>	<b>785,386</b>	<b>4,260</b>	<b>363,108</b>	<b>249.4</b>

\* All Locations that do not meet criteria of at least five (5) Acres AND at least \$5M PRV.

**State/Territories Army National Guard  
Base Structure Report - As of 30 Sept 2017**

SITE	COMPONENT	NAME NEAREST CITY	BUILDINGS				STATE OWNED ACRES	TOTAL SITE ACRES	TOTAL SITE PRV (\$M)
			STATE OWNED		TOTAL				
			COUNT	SQFT	COUNT	SQFT			
<b>Maryland</b>									
Bg William Smallwood	Army Guard	La Plata	1	28,626	1	28,626	20	20	8.6
NG BG (MD) Randolph Millholland	Army Guard	Hagerstown	2	37,909	2	37,909	25	25	11.3
NG BG Thomas B Baker	Army Guard	Ellicott City	3	24,422	3	24,422	6	6	7.2
NG BG Thomas B Baker TS	Army Guard	Hancock	26	19,147	26	19,147	1,140	1,140	8.2
NG Col Victor P. Gillespe	Army Guard	Queen Anne	2	17,642	2	17,642	14	14	5.1
NG Cong Steny Hoyer Armory	Army Guard	Cheltenham	2	33,677	2	33,677	14	14	11.1
NG Cpt Michael Cresap	Army Guard	Frederick	1	18,630	1	18,630	18	18	5.3
NG Cpt Thomas Price	Army Guard	Cumberland	1	24,652	1	24,652	9	9	7.5
NG CSM Blair Lee Crockett	Army Guard	Salisbury	4	68,397	4	68,397	11	11	20.5
NG CSM Jerome M. Grollman	Army Guard	Dundalk	5	56,488	5	56,488	14	14	18.7
NG CW4 Melvin Sherr	Army Guard	Parkville	2	39,279	2	39,279	16	16	10.7
NG Havre de Grace Military Reservation	Army Guard	Havre De Grace	33	232,107	33	232,107	76	76	67.9
NG LTC MD E. Leslie Medford	Army Guard	Annapolis	1	41,473	1	41,473	6	6	12.0
NG MG (Brevet) John R. Kenly	Army Guard	Greenbelt	2	24,920	2	24,920	8	8	8.4
NG MG George M. Gelston	Army Guard	Silver Spring	2	24,078	2	24,078	14	14	8.3
NG MG Harry C. Ruhl	Army Guard	Towson	1	71,699	1	71,699	7	7	19.9
NG MG Henry C. Evans	Army Guard	Westminster	1	17,229	1	17,229	10	10	9.0
NG MG William J. Witte Armory	Army Guard	Catonsville	1	30,927	1	30,927	8	8	8.5
NG MTA Camp Fretterd	Army Guard	Reisterstown	62	416,219	62	416,219	587	587	131.4
NG MTA Gunpowder Military Reserva	Army Guard	Glen Arm	19	49,032	19	49,032	253	253	21.5
NG Pikesville Mil Res	Army Guard	Pikesville	5	152,380	5	152,380	15	15	59.7
* OTHER SITE(S) : 7			4	401,434	4	401,434	83	101	105.1
<b>Maryland Total:</b>			<b>180</b>	<b>1,830,367</b>	<b>180</b>	<b>1,830,367</b>	<b>2,354</b>	<b>2,372</b>	<b>565.9</b>
<b>Massachusetts</b>									
NG Ayer/Devens	Army Guard	Ayer	9	176,602	9	176,602	64	64	74.7
NG Brockton	Army Guard	Brockton	2	35,222	2	35,222	15	15	13.1
NG Danvers	Army Guard	Danvers	1	22,204	1	22,204	6	6	7.9
NG Dorchester	Army Guard	Boston	2	40,353	2	40,353	7	7	16.1
NG Feeding Hills Agawam	Army Guard	Feeding Hills	1	15,953	1	15,953	9	9	5.5
NG Florence	Army Guard	Northampton	1	18,772	1	18,772	34	39	6.5
NG Framingham	Army Guard	Framingham	2	51,526	2	51,526	9	9	25.2
NG Methuen	Army Guard	Methuen	2	76,984	2	76,984	6	6	26.3
NG MTA Camp Curtis Guil	Army Guard	Reading	38	163,744	38	163,744	680	680	80.7

\* All Locations that do not meet criteria of at least five (5) Acres AND at least \$5M PRV.



**State/Territories Army National Guard  
Base Structure Report - As of 30 Sept 2017**

SITE	COMPONENT	NAME NEAREST CITY	BUILDINGS				STATE OWNED ACRES	TOTAL SITE ACRES	TOTAL SITE PRV (\$M)
			STATE OWNED		TOTAL				
			COUNT	SQFT	COUNT	SQFT			
NG Natick, Speen St	Army Guard	Natick	2	102,115	2	102,115	26	26	28.0
NG Newburyport	Army Guard	Newburyport	2	18,425	2	18,425	8	8	8.4
NG Springfield	Army Guard	Springfield	2	43,920	2	43,920	6	6	14.0
NG Taunton	Army Guard	Taunton	1	32,614	1	32,614	15	15	11.1
NG Westfield	Army Guard	Westfield	2	50,512	2	50,512	7	7	23.4
* OTHER SITE(S) : 37			30	549,617	43	563,665	51	4,687	204.2
<b>Massachusetts Total:</b>			<b>97</b>	<b>1,398,563</b>	<b>110</b>	<b>1,412,611</b>	<b>942</b>	<b>5,583</b>	<b>545.0</b>
<b>Michigan</b>									
Belmont Armory	Army Guard	Belmont	1	17,100	1	17,100	13	13	6.4
MTC-H Camp Grayling	Army Guard	Grayling	383	1,658,507	383	1,658,507	146,757	146,798	814.4
NG Albion	Army Guard	Albion	1	29,647	1	29,647	9	9	8.2
NG Alma	Army Guard	Alma	1	23,035	1	23,035	35	35	7.0
NG Baraga	Army Guard	Baraga	3	26,491	3	26,491	6	6	7.2
NG Bay City	Army Guard	Bay City	3	46,753	3	46,753	12	12	11.6
NG Big Rapids	Army Guard	Big Rapids	2	28,036	2	28,036	10	10	7.4
NG Calumet	Army Guard	Calumet	2	38,475	2	38,475	12	12	10.3
NG Detroit Light Guard	Army Guard	Detroit	4	162,290	4	162,290	8	8	42.7
NG Detroit Olympia	Army Guard	Detroit	3	49,842	3	49,842	10	10	16.3
NG Gladstone	Army Guard	Gladstone	2	26,170	2	26,170	5	5	8.1
NG Grand Ledge AASF	Army Guard	Grand Ledge	10	256,730	10	256,730	61	61	104.0
NG Grand Ledge CMF	Army Guard	Grand Ledge	2	18,542	2	18,542	12	12	8.2
NG Grand Ledge Hangar	Army Guard	Grand Ledge	1	28,253	1	28,253	29	29	11.9
NG Howell	Army Guard	Howell	2	28,655	2	28,655	6	6	9.2
NG Iron River	Army Guard	Iron River	3	32,755	3	32,755	5	5	10.5
NG Ishpeming	Army Guard	Ishpeming	5	48,742	5	48,742	8	8	14.8
NG Jackson	Army Guard	Jackson	1	44,490	1	44,490	30	30	16.3
NG Kalamazoo	Army Guard	Kalamazoo	5	42,943	5	42,943	43	43	14.4
NG Lansing CSMS	Army Guard	Lansing	2	11,741	2	11,741	18	18	5.4
NG Lansing Headquarters Complex	Army Guard	Lansing	14	517,005	14	517,005	59	59	179.9
NG Lapeer	Army Guard	Lapeer	2	20,715	2	20,715	6	6	6.3
NG Marquette	Army Guard	Marquette	2	29,248	2	29,248	6	6	8.9
NG Midland	Army Guard	Midland	5	42,467	5	42,467	12	12	12.3
NG Montague	Army Guard	Montague	5	62,194	5	62,194	10	10	13.8
NG Pontiac	Army Guard	Pontiac	2	28,339	2	28,339	10	10	8.9

\* All Locations that do not meet criteria of at least five (5) Acres AND at least \$5M PRV.

**State/Territories Army National Guard  
Base Structure Report - As of 30 Sept 2017**

SITE	COMPONENT	NAME NEAREST CITY	BUILDINGS				STATE OWNED ACRES	TOTAL SITE ACRES	TOTAL SITE PRV (\$M)
			STATE OWNED		TOTAL				
			COUNT	SQFT	COUNT	SQFT			
NG Port Huron	Army Guard	Port Huron	1	18,181	1	18,181	5	5	5.5
NG Saginaw	Army Guard	Saginaw	1	19,385	1	19,385	6	6	6.0
NG Sault Ste Marie	Army Guard	Sault Ste Marie	5	62,862	5	62,862	9	9	16.2
NG Shiawassee	Army Guard	Corunna	1	36,076	1	36,076	13	13	13.3
NG Sturgis	Army Guard	Sturgis	3	23,411	3	23,411	6	6	7.5
NG Taylor	Army Guard	Taylor	6	66,432	6	66,432	17	17	22.4
NG Wyoming	Army Guard	Wyoming	5	108,648	5	108,648	10	10	27.8
Traverse City	Army Guard	Traverse City	1	25,494	1	25,494	25	25	8.2
Washtenaw	Army Guard	Ypsilanti	5	83,630	5	83,630	9	9	23.3
* OTHER SITE(S) : 16			24	210,127	33	258,498	33	33	83.8
<b>Michigan Total:</b>			<b>518</b>	<b>3,973,411</b>	<b>527</b>	<b>4,021,782</b>	<b>147,324</b>	<b>147,365</b>	<b>1,578.5</b>
<b>Minnesota</b>									
Camp Ripley	Army Guard	Little Falls	1,216	2,765,820	1,216	2,765,820	52,758	53,640	1,449.3
Faribault Armed Forces Reserve Center MD	Army Guard	Faribault	2	64,494	2	64,494	30	30	24.4
NG Albert Lea Armory	Army Guard	Albert Lea	1	28,942	1	28,942	8	8	9.1
NG Appleton OMS 7	Army Guard	Appleton	3	21,297	3	21,297	5	5	5.2
NG Austin Armory	Army Guard	Austin	3	23,044	3	23,044	5	5	7.7
NG Bemidji Armory	Army Guard	Bemidji	1	21,288	1	21,288	5	5	7.0
NG Bloomington Armory	Army Guard	Minneapolis	3	42,240	3	42,240	11	11	14.6
NG Brainerd Armory	Army Guard	Brainerd	1	39,112	1	39,112	9	9	13.1
NG Brooklyn Park Armory	Army Guard	Minneapolis	1	28,433	1	28,433	5	5	10.0
NG Cambridge MD	Army Guard	Cambridge	2	58,315	2	58,315	25	25	20.7
NG Chisholm Armory	Army Guard	Chisholm	1	18,308	1	18,308	7	7	5.9
NG Cottage Grove Armory	Army Guard	Cottage Grove	1	54,673	1	54,673	7	7	17.8
NG Crookston Armory	Army Guard	Crookston	1	22,064	1	22,064	6	6	7.8
NG Detroit Lakes Armory OMS 5	Army Guard	Detroit Lakes	4	23,909	4	23,909	5	5	8.5
NG Duluth Armory	Army Guard	Duluth	1	43,789	1	43,789	7	7	14.6
NG E St Paul Armory	Army Guard	St. Paul	1	19,935	1	19,935	5	5	6.9
NG Fairmont Armory	Army Guard	Fairmont	2	17,432	2	17,432	5	5	5.7
NG Faribault Armory	Army Guard	Faribault	1	16,006	1	16,006	5	5	5.5
NG Hastings Armory	Army Guard	Hastings	2	24,487	2	24,487	7	7	7.7
NG Holman Field AASF	Army Guard	St. Paul	2	109,059	2	109,059	8	8	48.0
NG Hutchinson Armory	Army Guard	Hutchinson	2	23,955	2	23,955	5	5	7.5
NG Inver Grove Hieghts Armory	Army Guard	Inver Grove Heights	1	42,477	1	42,477	5	5	14.1

\* All Locations that do not meet criteria of at least five (5) Acres AND at least \$5M PRV.

**State/Territories Army National Guard  
Base Structure Report - As of 30 Sept 2017**

SITE	COMPONENT	NAME NEAREST CITY	BUILDINGS				STATE OWNED ACRES	TOTAL SITE ACRES	TOTAL SITE PRV (\$M)
			STATE OWNED		TOTAL				
			COUNT	SQFT	COUNT	SQFT			
NG Jackson Armory	Army Guard	Jackson	3	22,789	3	22,789	5	5	7.1
NG Mankato Armory	Army Guard	Mankato	2	67,901	2	67,901	9	9	18.2
NG Minneapolis Armory	Army Guard	Minneapolis	1	37,013	1	37,013	6	6	12.7
NG Moorhead Armory	Army Guard	Moorhead	2	55,928	2	55,928	7	7	15.9
NG Morris Armory	Army Guard	Morris	1	17,987	1	17,987	6	6	6.0
NG Pine City Armory	Army Guard	Pine City	2	16,039	2	16,039	8	8	5.5
NG Red Wing Armory	Army Guard	Red Wing	1	17,171	1	17,171	5	5	5.7
NG Redwood Falls Armory	Army Guard	Redwood Falls	1	18,403	1	18,403	409	409	6.4
NG Rochester NGA and OMS 2	Army Guard	Rochester	4	40,248	4	40,248	8	8	13.8
NG Rosemount Armory	Army Guard	Rosemount	1	99,522	1	99,522	112	112	31.7
NG Rosemount Maint Facility	Army Guard	Rosemount	1	30,516	1	30,516	44	44	14.5
NG Roseville Armory	Army Guard	St. Paul	2	47,401	2	47,401	7	7	15.6
NG St Cloud AASF	Army Guard	St. Cloud	1	140,625	1	140,625	0	54	76.4
NG St Cloud Armory	Army Guard	St. Cloud	4	41,273	4	41,273	7	7	17.5
NG Stillwater Armory	Army Guard	Unknown	1	80,650	1	80,650	18	18	27.5
NG Winona Armory	Army Guard	Winona	2	19,051	2	19,051	51	51	6.3
<b>* OTHER SITE(S) : 43</b>			<b>47</b>	<b>723,639</b>	<b>57</b>	<b>762,171</b>	<b>166</b>	<b>22,069</b>	<b>251.2</b>
<b>Minnesota Total:</b>			<b>1,328</b>	<b>4,985,235</b>	<b>1,338</b>	<b>5,023,767</b>	<b>53,801</b>	<b>76,639</b>	<b>2,243.1</b>

**Mississippi**

Monticello Readiness Center	Army Guard	Monticello	3	59,754	3	59,754	0	16	14.5
NG Batesville	Army Guard	Batesville	2	27,736	2	27,736	0	8	6.6
NG Brookhaven Readiness Center FMS 3	Army Guard	Brookhaven	6	42,828	6	42,828	15	15	11.5
NG Canton	Army Guard	Canton	3	27,405	3	27,405	0	7	6.3
NG Columbia Readiness Center	Army Guard	Columbia	3	32,042	3	32,042	0	10	9.3
NG Crystal Springs	Army Guard	Crystal Springs	2	32,208	2	32,208	0	11	7.8
NG Decatur FMS 7	Army Guard	Decatur	2	38,698	2	38,698	11	11	12.1
NG Forest	Army Guard	Forest	2	28,188	2	28,188	10	10	6.1
NG Greenville	Army Guard	Greenville	2	34,615	2	34,615	0	20	8.2
NG Greenwood Armory and FMS 6A	Army Guard	Greenwood	6	25,121	6	25,121	0	6	6.2
NG Gulfport AVCRAD	Army Guard	Gulfport	13	242,722	13	242,722	23	90	87.5
NG Hawkins Field	Army Guard	Jackson	8	91,711	8	91,711	0	30	28.9
NG Jackson N.W. St.	Army Guard	Jackson	7	46,122	7	46,122	6	6	10.1
NG Jackson Raymond Road Armory and FMS 9	Army Guard	Jackson	7	81,497	7	81,497	0	15	17.8

\* All Locations that do not meet criteria of at least five (5) Acres AND at least \$5M PRV.

## State/Territories Army National Guard

### Base Structure Report - As of 30 Sept 2017

SITE	COMPONENT	NAME NEAREST CITY	BUILDINGS				STATE OWNED ACRES	TOTAL SITE ACRES	TOTAL SITE PRV (\$M)
			STATE OWNED		TOTAL				
			COUNT	SQFT	COUNT	SQFT			
NG Kiln Readiness Center	Army Guard	Kiln	3	27,359	3	27,359	0	6	8.6
NG Kosciusko	Army Guard	Kosciusko	3	25,109	3	25,109	0	15	6.2
NG Louisville Armory and FMS 2A	Army Guard	Louisville	3	36,535	3	36,535	0	10	9.5
NG McComb	Army Guard	Mccomb	2	22,764	2	22,764	0	5	5.4
NG Meridian	Army Guard	Meridian	8	66,614	8	66,614	0	34	27.1
NG Oxford	Army Guard	Oxford	2	70,453	2	70,453	13	13	17.8
NG Pascagoula	Army Guard	Pascagoula	2	28,544	2	28,544	0	6	7.0
NG Philadelphia	Army Guard	Philadelphia	5	34,958	5	34,958	0	8	8.0
NG Picayune	Army Guard	Picayune	4	23,447	4	23,447	0	7	5.9
NG Poplarville Readiness Center	Army Guard	Poplarville	2	32,973	2	32,973	0	7	8.4
NG Senatobia Armory and FMS 5	Army Guard	Senatobia	3	64,834	3	64,834	0	18	16.0
NG Southaven Wm	Army Guard	Southaven	1	150	2	27,150	0	11	6.3
NG Starkville	Army Guard	Starkville	5	36,316	5	36,316	0	10	8.4
NG Tago	Army Guard	Jackson	5	105,072	5	105,072	17	17	25.8
NG Tupelo	Army Guard	Tupelo	6	67,476	6	67,476	0	5	14.9
NG Tupelo AASF	Army Guard	Tupelo	4	104,713	4	104,713	0	39	42.2
NG Tupelo FMS 1	Army Guard	Tupelo	2	17,320	2	17,320	6	6	5.1
NG USPFO MS	Army Guard	Pearl	10	126,702	10	126,702	0	35	25.7
NG Vicksburg Station	Army Guard	Vicksburg	5	49,339	5	49,339	10	10	12.1
NG West Point	Army Guard	West Point	3	21,995	3	21,995	0	6	5.1
NG Wiggins Readiness Center	Army Guard	Wiggins	2	30,022	2	30,022	0	6	7.8
NG Winona	Army Guard	Winona	2	28,128	2	28,128	12	12	6.8
South Gate Armory	Army Guard	Hattiesburg	3	40,693	3	40,693	0	7	8.6
St. Martin Readiness Center	Army Guard	Unknown	2	39,718	2	39,718	9	9	10.5
<b>* OTHER SITE(S) : 56</b>			136	790,497	145	816,372	31	237	192.2
<b>Mississippi Total:</b>			<b>289</b>	<b>2,702,378</b>	<b>299</b>	<b>2,755,253</b>	<b>163</b>	<b>794</b>	<b>724.4</b>
<b>Missouri</b>									
NG Aurora	Army Guard	Aurora	4	25,374	4	25,374	9	9	7.3
NG Columbia	Army Guard	Columbia	2	28,854	2	28,854	10	10	7.9
NG Dexter (New)	Army Guard	Dexter	3	30,208	3	30,208	10	15	8.8
NG Farmington	Army Guard	Farmington	3	23,529	3	23,529	5	5	7.0
NG Festus	Army Guard	Festus	4	39,555	4	39,555	40	40	12.9
NG Fulton	Army Guard	Fulton	4	20,281	4	20,281	5	5	5.4
NG Hannibal	Army Guard	Hannibal	2	20,429	2	20,429	7	7	5.9

\* All Locations that do not meet criteria of at least five (5) Acres AND at least \$5M PRV.

**State/Territories Army National Guard  
Base Structure Report - As of 30 Sept 2017**

SITE	COMPONENT	NAME NEAREST CITY	BUILDINGS				STATE OWNED ACRES	TOTAL SITE ACRES	TOTAL SITE PRV (\$M)
			STATE OWNED		TOTAL				
			COUNT	SQFT	COUNT	SQFT			
NG Harrisonville	Army Guard	Harrisonville	4	24,432	4	24,432	8	8	7.5
NG Independence	Army Guard	Independence	3	18,388	3	18,388	6	6	5.3
NG Jefferson Barracks St Louis	Army Guard	Jefferson Barracks	8	298,446	8	298,446	35	35	87.5
NG Jefferson City	Army Guard	Jefferson City	2	47,209	2	47,209	15	15	12.5
NG Jefferson City AASF	Army Guard	Jefferson City	2	34,347	2	34,347	17	17	12.4
NG Joplin	Army Guard	Joplin	2	29,192	2	29,192	5	5	7.5
NG Kansas City	Army Guard	Kansas City	2	111,852	2	111,852	8	8	29.5
NG Lexington	Army Guard	Lexington	3	33,031	3	33,031	5	5	8.7
NG Macon	Army Guard	Macon	4	33,901	4	33,901	10	10	9.0
NG Macon TS	Army Guard	Macon	8	35,973	8	35,973	3,083	3,083	20.3
NG Pierce City	Army Guard	Pierce City	3	30,282	3	30,282	0	10	7.8
NG Poplar Bluff	Army Guard	Poplar Bluff	3	43,181	3	43,181	10	10	11.9
NG Springfield	Army Guard	Springfield	1	47,125	1	47,125	16	16	12.9
NG Springfield AVCRAD	Army Guard	Springfield	6	104,544	7	110,018	0	35	43.6
NG St Joseph	Army Guard	St. Joseph	4	36,290	4	36,290	5	5	10.6
NG Trenton	Army Guard	Trenton	4	25,997	4	25,997	10	10	8.1
NG TS Ike Skelton Jefferson City	Army Guard	Jefferson City	25	494,686	25	494,686	385	385	156.3
NG TS Raytown	Army Guard	Kansas City	10	17,568	10	17,568	43	43	6.5
Springfield FMS	Army Guard	Springfield	1	15,145	1	15,145	6	6	5.3
<b>* OTHER SITE(S) : 39</b>			<b>76</b>	<b>772,942</b>	<b>82</b>	<b>782,243</b>	<b>97</b>	<b>101</b>	<b>211.5</b>
<b>Missouri Total:</b>			<b>193</b>	<b>2,442,761</b>	<b>200</b>	<b>2,457,536</b>	<b>3,850</b>	<b>3,904</b>	<b>729.9</b>
<b>Montana</b>									
NG Belgrade RC - FMS05	Army Guard	Belgrade	6	66,675	6	66,675	12	12	20.4
NG Billings FMS 06	Army Guard	Billings	6	20,748	6	20,748	8	8	8.7
NG Billings MD	Army Guard	Billings	4	137,156	4	137,156	21	21	40.3
NG Butte MD	Army Guard	Butte	6	26,411	6	26,411	5	5	8.4
NG Culbertson RC - FMS 04	Army Guard	Culbertson	7	28,150	7	28,150	5	5	8.9
NG Dillon Readiness Center	Army Guard	Dillon	2	31,015	2	31,015	5	5	9.9
NG Havre Readiness Center	Army Guard	Havre	2	29,012	2	29,012	6	6	9.0
NG Helena - Womack RC	Army Guard	Helena	1	20,743	1	20,743	15	15	6.6
NG Kalispell FMS 01-MD	Army Guard	Kalispell	6	72,016	6	72,016	20	20	22.3
NG Libby Readiness Center	Army Guard	Libby	2	19,340	2	19,340	10	10	6.3
NG Miles City Land	Army Guard	Miles City	7	57,815	7	57,815	0	17	14.5
NG Missoula MD	Army Guard	Missoula	3	89,420	3	89,420	30	30	28.6

\* All Locations that do not meet criteria of at least five (5) Acres AND at least \$5M PRV.

**State/Territories Army National Guard  
Base Structure Report - As of 30 Sept 2017**

SITE	COMPONENT	NAME NEAREST CITY	BUILDINGS				STATE OWNED ACRES	TOTAL SITE ACRES	TOTAL SITE PRV (\$M)
			STATE OWNED		TOTAL				
			COUNT	SQFT	COUNT	SQFT			
* OTHER SITE(S) : 31			25	120,280	37	148,660	269	271	47.3
<b>Montana Total:</b>			<b>77</b>	<b>718,781</b>	<b>89</b>	<b>747,161</b>	<b>407</b>	<b>425</b>	<b>231.4</b>
<b>Nebraska</b>									
NG Ashland FMS 05	Army Guard	Ashland	9	9,883	9	9,883	70	70	6.9
NG Beatrice Armed Forces Reserve Center	Army Guard	Beatrice	1	59,069	1	59,069	0	15	17.7
NG Columbus MD	Army Guard	Columbus	1	47,090	1	47,090	0	20	14.8
NG Grand Island AASF/RC	Army Guard	Grand Island	6	201,599	6	201,599	0	50	63.6
NG Kearney RC/FMS 02	Army Guard	Kearney	6	86,250	6	86,250	29	29	23.0
NG Lincoln Complex FMS 01	Army Guard	Lincoln	11	133,823	11	133,823	23	23	40.9
NG Lincoln CSMS 31/USPFO	Army Guard	Lincoln	6	126,837	6	126,837	19	19	33.1
NG McCook MD	Army Guard	Mccook	1	35,387	1	35,387	0	34	11.4
NG Norfolk FMS 07	Army Guard	Norfolk	3	26,718	3	26,718	14	14	11.3
NG North Omaha Readiness Center	Army Guard	Omaha	1	42,771	1	42,771	0	20	12.7
NG Omaha Readiness Center	Army Guard	Omaha	3	55,005	3	55,005	6	6	14.9
* OTHER SITE(S) : 16			28	261,710	31	265,929	33	33	76.1
<b>Nebraska Total:</b>			<b>76</b>	<b>1,086,142</b>	<b>79</b>	<b>1,090,361</b>	<b>192</b>	<b>332</b>	<b>326.4</b>
<b>Nevada</b>									
Carlin	Army Guard	Carlin	18	86,046	18	86,046	408	408	47.5
NG Fairview Complex	Army Guard	Carson City	10	201,299	10	201,299	29	30	86.5
NG Floyd Edsall Training Center	Army Guard	Las Vegas	13	191,109	13	191,109	1,640	1,640	76.8
NG Harry Reid Training Center	Army Guard	Reno	13	151,421	13	151,421	108	285	70.8
NG Henderson Complex	Army Guard	Henderson	5	28,282	5	28,282	35	35	10.3
NG Lv (Henderson) Readiness Ctr	Army Guard	Las Vegas	6	135,395	6	135,395	55	55	55.9
NG Stead TS	Army Guard	Reno	14	47,500	14	47,500	10	53	18.0
* OTHER SITE(S) : 12			17	66,998	25	103,866	21	21	37.7
<b>Nevada Total:</b>			<b>96</b>	<b>908,050</b>	<b>104</b>	<b>944,918</b>	<b>2,306</b>	<b>2,528</b>	<b>403.5</b>
<b>New Hampshire</b>									
Milford	Army Guard	Milford	3	26,522	3	26,522	10	10	8.3
New Hampshire Regional Training Institute	Army Guard	Pembroke	3	105,261	3	105,261	215	215	369.9
NG Franklin Readiness Center	Army Guard	Franklin	2	17,805	2	17,805	6	6	5.6
NG Hillsborough Readiness Center	Army Guard	Hillsboro	3	17,209	3	17,209	8	8	6.2
NG Keene Readiness Center	Army Guard	Keene	3	21,956	3	21,956	6	6	6.6

\* All Locations that do not meet criteria of at least five (5) Acres AND at least \$5M PRV.

**State/Territories Army National Guard  
Base Structure Report - As of 30 Sept 2017**

SITE	COMPONENT	NAME NEAREST CITY	BUILDINGS				STATE OWNED ACRES	TOTAL SITE ACRES	TOTAL SITE PRV (\$M)
			STATE OWNED		TOTAL				
			COUNT	SQFT	COUNT	SQFT			
NG Littleton Readiness Center	Army Guard	Littleton	4	35,307	4	35,307	17	17	9.9
NG Manchester Readiness Center	Army Guard	Manchester	1	110,494	1	110,494	8	8	34.4
NG Nashua Readiness Center	Army Guard	Nashua	3	27,810	3	27,810	6	6	7.9
NG New Hampshire AASF	Army Guard	Concord	2	111,366	2	111,366	0	27	49.2
NG New Hampshire TS	Army Guard	Strafford	10	62,545	10	62,545	105	105	29.2
NG Portsmouth Readiness Center	Army Guard	Portsmouth	2	22,396	2	22,396	6	6	7.0
NG Somersworth Readiness Center	Army Guard	Somersworth	3	20,032	3	20,032	7	7	5.9
NG State Military Reservation	Army Guard	Concord	18	293,320	18	293,320	44	44	78.6
* OTHER SITE(S) : 7			10	87,067	11	87,817	55	55	25.5
		<b>New Hampshire Total:</b>	<b>67</b>	<b>959,090</b>	<b>68</b>	<b>959,840</b>	<b>493</b>	<b>520</b>	<b>644.2</b>
<b><u>New Jersey</u></b>									
NG Bordentown 206	Army Guard	Bordentown	3	28,493	3	28,493	10	10	7.7
NG Cape May	Army Guard	Cape May	5	32,052	5	32,052	21	21	12.6
NG Cherry Hill	Army Guard	Cherry Hill	3	40,162	3	40,162	10	10	14.4
NG Dover	Army Guard	Dover	4	34,585	4	34,585	16	16	13.5
NG Flemington	Army Guard	Flemington	3	25,694	3	25,694	13	13	7.6
NG Hackettstown	Army Guard	Hackettstown	2	27,070	2	27,070	15	15	9.3
NG Lawrenceville	Army Guard	Trenton	14	299,742	14	299,742	75	75	105.6
NG Morristown	Army Guard	Morristown	4	83,295	4	83,295	43	43	33.2
NG Mount Holly	Army Guard	Mt Holly	3	16,060	3	16,060	6	6	6.0
NG Newton	Army Guard	Newton	3	20,034	3	20,034	6	6	6.1
NG NGTC Sea Girt NJ	Army Guard	Sea Girt	43	292,382	43	292,382	167	167	158.7
NG Riverdale	Army Guard	Riverdale	4	47,255	4	47,255	20	20	15.7
NG Somerset	Army Guard	Somerset	4	59,562	4	59,562	20	20	21.6
NG Teaneck	Army Guard	Teaneck	5	178,360	5	178,360	14	47	61.5
NG Toms River	Army Guard	Toms River	5	33,196	5	33,196	32	32	11.8
NG Trenton Mercer Aviation	Army Guard	Trenton	3	93,723	3	93,723	0	15	43.5
NG Vineland	Army Guard	Vineland	6	50,036	6	50,036	45	45	16.7
NG Washington	Army Guard	Port Murray	2	42,640	2	42,640	17	17	14.7
NG West Orange	Army Guard	West Orange	8	135,171	8	135,171	51	51	51.3
NG Westfield	Army Guard	Westfield	3	80,326	3	80,326	13	13	28.3
NG Woodstown	Army Guard	Woodstown	2	16,806	2	16,806	8	8	6.0
* OTHER SITE(S) : 15			34	619,598	36	622,011	90	90	186.7

\* All Locations that do not meet criteria of at least five (5) Acres AND at least \$5M PRV.

**State/Territories Army National Guard  
Base Structure Report - As of 30 Sept 2017**

SITE	COMPONENT	NAME NEAREST CITY	BUILDINGS				STATE OWNED ACRES	TOTAL SITE ACRES	TOTAL SITE PRV (\$M)
			STATE OWNED		TOTAL				
			COUNT	SQFT	COUNT	SQFT			
<b>New Jersey Total:</b>			<b>163</b>	<b>2,256,242</b>	<b>165</b>	<b>2,258,655</b>	<b>693</b>	<b>741</b>	<b>832.5</b>
<b><u>New Mexico</u></b>									
NG Albuquerque	Army Guard	Albuquerque	7	80,492	7	80,492	17	17	23.2
NG Bataan Memorial Museum	Army Guard	Santa Fe	3	186,256	3	186,256	8	8	57.4
NG Belen	Army Guard	Belen	1	29,205	1	29,205	11	11	8.6
NG Clayton	Army Guard	Clayton	1	22,500	1	22,500	10	10	5.5
NG Clovis	Army Guard	Clovis	5	35,761	5	35,761	12	12	10.9
NG Espanola	Army Guard	Espanola	1	24,100	1	24,100	12	12	6.5
NG Farmington	Army Guard	Farmington	3	58,361	3	58,361	15	15	16.1
NG Grants	Army Guard	Grants	1	20,783	1	20,783	10	10	5.4
NG Hobbs	Army Guard	Hobbs	1	20,002	1	20,002	130	130	5.2
NG Las Cruces	Army Guard	Las Cruces	5	57,370	5	57,370	34	49	16.2
NG Las Vegas Camp Luna TS	Army Guard	Las Vegas	1	27,300	1	27,300	29	29	8.3
NG Portales	Army Guard	Portales	2	24,300	2	24,300	42	42	6.6
NG Rio Rancho TS	Army Guard	Rio Rancho	16	116,453	16	116,453	120	120	34.4
NG Roswell	Army Guard	Roswell	4	52,303	4	52,303	13	13	71.7
NG Roswell De Bremond TS	Army Guard	Roswell	2	37,869	3	41,326	12	12	11.1
NG Santa Fe - Onate Complex TS	Army Guard	Santa Fe	23	335,171	23	335,171	414	414	107.1
NG Santa Fe AASF	Army Guard	Santa Fe	5	121,014	6	121,134	0	17	45.9
NG Santa Rosa	Army Guard	Santa Rosa	1	21,250	1	21,250	10	10	5.4
NG Springer	Army Guard	Springer	4	31,379	4	31,379	40	40	8.7
NG Taos	Army Guard	Ranches Of Taos	1	27,300	1	27,300	10	10	8.0
NG Tucumcari	Army Guard	Tucumcari	1	20,970	1	20,970	8	61	5.3
* OTHER SITE(S) : 14			14	141,029	21	170,657	50	59	47.2
<b>New Mexico Total:</b>			<b>102</b>	<b>1,491,168</b>	<b>111</b>	<b>1,524,373</b>	<b>1,007</b>	<b>1,100</b>	<b>514.4</b>
<b><u>New York</u></b>									
Camp Smith	Army Guard	New York	46	506,588	46	506,588	1,969	1,969	177.0
NG Albany AASF 3	Army Guard	Latham	3	39,317	3	39,317	0	22	22.5
NG Auburn RC OMS 4	Army Guard	Auburn	3	63,886	3	63,886	11	11	22.4
NG DMNA HQ OMS19	Army Guard	Latham	7	190,860	7	190,860	20	20	59.9
NG Geneseo RC OMS 3	Army Guard	Geneseo	2	52,629	2	52,629	18	18	14.4
NG Guilderland TS	Army Guard	Guilderland	6	6,982	6	6,982	238	238	9.0
NG Horseheads Readiness Center	Army Guard	Horseheads	1	33,817	1	33,817	14	14	12.0

\* All Locations that do not meet criteria of at least five (5) Acres AND at least \$5M PRV.



**State/Territories Army National Guard  
Base Structure Report - As of 30 Sept 2017**

SITE	COMPONENT	NAME NEAREST CITY	BUILDINGS				STATE OWNED ACRES	TOTAL SITE ACRES	TOTAL SITE PRV (\$M)
			STATE OWNED		TOTAL				
			COUNT	SQFT	COUNT	SQFT			
NG Ithaca Readiness Center	Army Guard	Ithaca	1	26,965	1	26,965	8	8	8.6
NG Kingston RC OMS 7	Army Guard	Kingston	5	125,200	5	125,200	19	19	36.2
NG Leeds Readiness Center	Army Guard	Leeds	1	34,302	1	34,302	94	94	10.6
NG Masten Ave RC OMS 1	Army Guard	Buffalo	4	299,459	4	299,459	10	10	81.5
NG Morrisonville Readiness Center	Army Guard	Morrisonville	1	24,400	1	24,400	14	14	8.0
NG Orangeburg Readiness Center	Army Guard	Orangeburg	2	25,847	2	25,847	14	14	8.6
NG Peekskill Readiness Center	Army Guard	Peekskill	1	72,218	1	72,218	9	9	18.8
NG Queensbury Readiness Center	Army Guard	Queensbury	3	59,289	3	59,289	15	15	20.3
NG Rochester RC OMS 11	Army Guard	Rochester	6	232,696	6	232,696	0	33	80.6
NG Ronkonkoma Readiness Ctr OMS	Army Guard	Ronkonkoma	4	82,107	4	82,107	0	20	36.3
NG Saranac Lake Readiness Center	Army Guard	Saranac Lake	2	20,884	2	20,884	29	29	6.6
NG Staten Island RC OMS 14	Army Guard	New York	6	97,828	6	97,828	20	20	134.1
NG Troy Glenmore Road RC OMS 17	Army Guard	Troy	3	93,920	3	93,920	13	13	29.1
NG Troy South Lake Readiness Ctr	Army Guard	Troy	2	21,586	2	21,586	6	6	6.5
NG Utica Readiness Center OMS 6	Army Guard	Utica	4	124,028	4	124,028	14	14	36.1
NG Walton Readiness Center	Army Guard	Walton	1	18,393	1	18,393	13	13	6.1
<b>* OTHER SITE(S) : 22</b>			<b>27</b>	<b>1,474,028</b>	<b>28</b>	<b>1,475,178</b>	<b>169</b>	<b>172</b>	<b>495.5</b>
		<b>New York Total:</b>	<b>141</b>	<b>3,727,229</b>	<b>142</b>	<b>3,728,379</b>	<b>2,717</b>	<b>2,795</b>	<b>1,340.8</b>
<b>North Carolina</b>									
MTA Camp Butner	Army Guard	Stem	102	85,715	102	85,715	4,800	4,800	37.1
NG Asheville Armory/FMS 01	Army Guard	Asheville	2	41,490	2	41,490	15	15	11.6
NG Butner	Army Guard	Butner	3	30,831	3	30,831	27	27	10.5
NG Charlotte Consolidated Site	Army Guard	Charlotte	7	71,250	7	71,250	10	10	19.0
NG Clinton Armory	Army Guard	Clinton	3	32,550	3	32,550	20	20	8.1
NG Concord	Army Guard	Concord	2	27,554	2	27,554	20	20	7.4
NG Durham	Army Guard	Durham	2	28,519	2	28,519	5	5	6.5
NG Fayetteville	Army Guard	Fayetteville	6	35,022	6	35,022	44	44	9.1
NG Foothills Readiness Ctr/FMS 2	Army Guard	Lenoir	3	68,545	3	68,545	25	25	32.7
NG Gastonia	Army Guard	Gastonia	2	24,385	2	24,385	6	6	5.6
NG Goldsboro Armory	Army Guard	Goldsboro	4	30,212	4	30,212	9	9	8.4
NG Greensboro	Army Guard	Greensboro	12	59,762	12	59,762	14	14	15.4
NG Greenville	Army Guard	Greenville	4	28,021	4	28,021	5	5	6.3
NG High Point	Army Guard	Highpoint	8	24,972	8	24,972	9	9	6.9
NG Kinston	Army Guard	Kinston	6	43,037	6	43,037	5	8	12.3

\* All Locations that do not meet criteria of at least five (5) Acres AND at least \$5M PRV.

**State/Territories Army National Guard  
Base Structure Report - As of 30 Sept 2017**

SITE	COMPONENT	NAME NEAREST CITY	BUILDINGS				STATE OWNED ACRES	TOTAL SITE ACRES	TOTAL SITE PRV (\$M)
			STATE OWNED		TOTAL				
			COUNT	SQFT	COUNT	SQFT			
NG Morehead City	Army Guard	Morehead City	2	17,394	2	17,394	5	5	5.0
NG Morganton	Army Guard	Morganton	2	21,734	2	21,734	8	8	5.4
NG Morrisville	Army Guard	Morrisville	9	143,675	9	143,675	35	35	57.9
NG New Bern	Army Guard	New Bern	2	24,127	2	24,127	8	8	6.2
NG Raeford	Army Guard	Raeford	2	21,339	2	21,339	39	39	5.2
NG Raleigh	Army Guard	Raleigh	24	457,386	24	457,386	69	69	117.0
NG Reidsville	Army Guard	Reidsville	2	24,924	2	24,924	7	7	6.2
NG Statesville	Army Guard	Statesville	2	21,444	2	21,444	6	6	5.2
NG Tarheel Challenge Academy	Army Guard	Salemberg	5	30,540	5	30,540	10	10	7.1
NG Washington	Army Guard	Washington	4	25,062	4	25,062	9	9	6.7
NG Winston Salem	Army Guard	Winston Salem	5	31,882	5	31,882	9	9	8.2
* OTHER SITE(S) : 72			131	1,123,920	135	1,138,122	451	451	287.7
<b>North Carolina Total:</b>			<b>356</b>	<b>2,575,292</b>	<b>360</b>	<b>2,589,494</b>	<b>5,669</b>	<b>5,673</b>	<b>714.8</b>
<b>North Dakota</b>									
Camp Grafton	Army Guard	Devils Lake	293	948,406	293	948,406	10,677	12,843	386.3
NG Bismarck AASF Complex	Army Guard	Bismarck	7	167,447	7	167,447	0	34	59.8
NG Bismarck Fraine Barracks	Army Guard	Bismarck	14	141,890	14	141,890	21	21	47.7
NG Bismarck RJB Complex	Army Guard	Bismarck	7	228,005	7	228,005	89	89	67.5
NG Fargo FMS	Army Guard	Fargo	3	24,589	3	24,589	0	19	10.7
NG Fargo MD	Army Guard	Fargo	2	131,431	2	131,431	0	19	39.6
NG Grand Forks Complex	Army Guard	Grand Forks	3	41,462	3	41,462	25	25	16.1
NG Minot FMS1	Army Guard	Minot	2	69,242	2	69,242	0	15	20.5
NG Wahpeton MD	Army Guard	Wahpeton	3	92,396	3	92,396	0	18	25.6
Valley City Complex	Army Guard	Valley City	3	42,670	3	42,670	0	20	14.7
* OTHER SITE(S) : 23			4	18,325	18	197,989	192	249	58.1
<b>North Dakota Total:</b>			<b>341</b>	<b>1,905,863</b>	<b>355</b>	<b>2,085,527</b>	<b>11,004</b>	<b>13,350</b>	<b>746.7</b>
<b>Ohio</b>									
Camp Perry TS CTC	Army Guard	Port Clinton	309	690,566	309	690,566	519	620	313.3
Delaware TACC	Army Guard	Delaware	1	64,639	1	64,639	17	17	18.2
NG Akron (Hawkins)	Army Guard	Akron	5	30,226	5	30,226	5	5	5.9
NG Alliance	Army Guard	Alliance	3	19,065	3	19,065	17	17	6.6
NG Beightler Armory	Army Guard	Columbus	5	169,107	5	169,107	51	51	47.9
NG Bowling Green	Army Guard	Bowling Green	1	84,505	1	84,505	17	17	23.0

\* All Locations that do not meet criteria of at least five (5) Acres AND at least \$5M PRV.

**State/Territories Army National Guard  
Base Structure Report - As of 30 Sept 2017**

SITE	COMPONENT	NAME NEAREST CITY	BUILDINGS				STATE OWNED ACRES	TOTAL SITE ACRES	TOTAL SITE PRV (\$M)
			STATE OWNED		TOTAL				
			COUNT	SQFT	COUNT	SQFT			
NG Cleveland	Army Guard	Brook Park	4	39,772	4	39,772	5	5	12.1
NG Cleveland Green Road	Army Guard	Cleveland	4	59,823	4	59,823	14	14	15.5
NG Coshocton	Army Guard	Coshocton	2	25,150	2	25,150	0	20	7.5
NG Green	Army Guard	North Canton	11	238,142	11	238,142	77	77	93.3
NG Greenville	Army Guard	Greenville	4	20,869	4	20,869	12	12	6.1
NG Hamilton	Army Guard	Hamilton	3	54,610	3	54,610	10	10	15.3
NG Kettering	Army Guard	Dayton	3	48,401	3	48,401	11	11	12.9
NG Marysville TACC	Army Guard	Marysville	2	49,780	2	49,780	16	16	13.5
NG Medina	Army Guard	Medina	2	50,465	2	50,465	16	16	13.8
NG Middletown	Army Guard	Middletown	2	26,678	2	26,678	5	5	7.6
NG Newark	Army Guard	Newark	11	169,068	11	169,068	23	23	39.5
NG Norwalk	Army Guard	Norwalk	5	17,546	5	17,546	10	10	5.3
NG Sandusky	Army Guard	Sandusky	4	17,886	4	17,886	5	5	5.0
NG Stow	Army Guard	Stow	2	51,568	2	51,568	15	15	16.2
NG Walbridge	Army Guard	Walbridge	2	55,273	2	55,273	16	16	19.9
NG Woodlawn	Army Guard	Cincinnati	4	122,575	4	122,575	14	14	31.6
NG Youngstown (Austin Town)	Army Guard	Youngstown	2	35,529	2	35,529	15	15	10.0
<b>* OTHER SITE(S) : 19</b>			<b>39</b>	<b>306,325</b>	<b>45</b>	<b>310,961</b>	<b>159</b>	<b>160</b>	<b>86.0</b>
<b>Ohio Total:</b>			<b>430</b>	<b>2,447,568</b>	<b>436</b>	<b>2,452,204</b>	<b>1,050</b>	<b>1,172</b>	<b>826.2</b>
<b>Oklahoma</b>									
Broken Arrow MD	Army Guard	Broken Arrow	7	260,819	7	260,819	40	40	76.4
Muskogee MD	Army Guard	Muskogee	3	92,087	3	92,087	59	59	27.3
NG 45th Infantry Division Museum	Army Guard	Oklahoma City	2	19,176	2	19,176	0	15	6.3
NG Ada Readiness Center	Army Guard	Ada	2	30,005	2	30,005	12	12	7.2
NG Altus Readiness Center	Army Guard	Altus	2	22,775	2	22,775	6	6	6.1
NG Ardmore Readiness Center	Army Guard	Ardmore	6	36,578	6	36,578	8	8	9.5
NG Broken Arrow Readiness Center	Army Guard	Broken Arrow	1	24,012	1	24,012	10	10	6.1
NG Chandler Readiness Center	Army Guard	Chandler	2	20,558	2	20,558	6	6	5.3
NG Durant Readiness Center	Army Guard	Durant	3	25,161	3	25,161	10	10	7.0
NG Edmond Readiness Center	Army Guard	Edmond	1	25,498	1	25,498	10	10	6.7
NG Lexington AASF 1	Army Guard	Lexington	11	82,856	11	82,856	308	308	52.3
NG Midwest City Readiness Center	Army Guard	Oklahoma City	1	21,463	1	21,463	10	10	6.1
NG Norman CSMS	Army Guard	Norman	2	94,860	2	94,860	101	101	31.2
NG Oklahoma Military Department	Army Guard	Oklahoma City	15	203,571	15	203,571	58	91	54.1

\* All Locations that do not meet criteria of at least five (5) Acres AND at least \$5M PRV.

**State/Territories Army National Guard  
Base Structure Report - As of 30 Sept 2017**

SITE	COMPONENT	NAME NEAREST CITY	BUILDINGS				STATE OWNED ACRES	TOTAL SITE ACRES	TOTAL SITE PRV (\$M)
			STATE OWNED		TOTAL				
			COUNT	SQFT	COUNT	SQFT			
NG Okmulgee Readiness Center	Army Guard	Okmulgee	6	27,964	6	27,964	0	10	7.9
NG Sand Springs MD	Army Guard	Tulsa	5	114,991	5	114,991	15	15	30.4
NG Tulsa AASF 2	Army Guard	Tulsa	4	52,167	4	52,167	0	33	29.0
NG Tulsa Mingo Valley Readiness Center	Army Guard	Tulsa	2	42,012	2	42,012	0	7	10.4
Stillwater	Army Guard	Stillwater	1	25,075	1	25,075	5	5	7.0
Thunderbird Youth Academy	Army Guard	Pryor	54	246,784	54	246,784	577	577	70.0
Westokc MD	Army Guard	Mustang	4	181,632	4	181,632	40	40	50.0
<b>* OTHER SITE(S) : 22</b>			<b>34</b>	<b>453,414</b>	<b>35</b>	<b>456,014</b>	<b>133</b>	<b>160</b>	<b>125.9</b>
		<b>Oklahoma Total:</b>	<b>168</b>	<b>2,103,458</b>	<b>169</b>	<b>2,106,058</b>	<b>1,408</b>	<b>1,533</b>	<b>632.0</b>
<b><u>Oregon</u></b>									
Christmas Valley Radar Site	Army Guard	Christmas Valley	7	46,960	7	46,960	2,622	2,691	26.7
MTA Camp Rilea	Army Guard	Warrenton	115	469,387	115	469,387	1,800	1,801	197.9
NG Albany Armory	Army Guard	Albany	4	22,872	4	22,872	5	5	8.0
NG Anderson Readiness Center	Army Guard	Salem	3	121,560	3	121,560	22	22	40.8
NG Ashland Armory	Army Guard	Ashland	2	27,082	2	27,082	5	5	8.6
NG Bill Healey Armory	Army Guard	Bend	2	40,556	2	40,556	6	6	13.6
NG Camp Withycombe Clackamas	Army Guard	Clackamas	32	621,678	32	621,678	234	234	207.8
NG Central Oregon Readiness Ctr	Army Guard	Prineville	2	32,971	2	32,971	39	39	11.1
NG Coos Bay Armory	Army Guard	Coos Bay	3	26,167	3	26,167	5	5	9.4
NG Grants Pass Armory	Army Guard	Grants Pass	4	19,153	4	19,153	6	6	6.8
NG Hermiston Armory	Army Guard	Hermiston	2	24,106	2	24,106	7	7	8.4
NG Kliever Memorial Armory	Army Guard	Portland	8	94,610	8	94,610	14	18	28.7
NG Lagrande Armory	Army Guard	La Grande	1	42,352	1	42,352	7	7	14.1
NG Lagrande FMS	Army Guard	La Grande	5	35,144	5	35,144	7	7	9.8
NG Lane County MD/Fms	Army Guard	Springfield	5	202,509	5	202,509	22	22	70.1
NG McMinnville Armory	Army Guard	Mcminnville	4	28,817	4	28,817	5	5	8.6
NG McNary Field Salem AASF	Army Guard	Salem	8	129,352	8	129,352	78	78	75.0
NG Medford Armory FMS	Army Guard	Medford	3	46,321	3	46,321	6	6	16.0
NG Ontario Readiness Center	Army Guard	Ontario	1	36,600	1	36,600	8	8	14.7
NG Orang Regional Trng Institute	Army Guard	Monmouth	2	71,700	2	71,700	5	5	27.4
NG Pendleton Armory	Army Guard	Pendleton	9	89,712	9	89,712	24	24	41.5
NG Richard A Miller Armory	Army Guard	Forest Grove	4	44,801	4	44,801	6	6	15.2
NG Roseburg Armory	Army Guard	Roseburg	5	21,604	5	21,604	5	5	7.4
NG Salem Armory	Army Guard	Salem	3	55,621	3	55,621	5	5	14.6

\* All Locations that do not meet criteria of at least five (5) Acres AND at least \$5M PRV.

**State/Territories Army National Guard  
Base Structure Report - As of 30 Sept 2017**

SITE	COMPONENT	NAME NEAREST CITY	BUILDINGS				STATE OWNED ACRES	TOTAL SITE ACRES	TOTAL SITE PRV (\$M)
			STATE OWNED		TOTAL				
			COUNT	SQFT	COUNT	SQFT			
NG The Dalles Readiness Center	Army Guard	The Dalles	2	62,912	2	62,912	7	8	23.4
Owen Summers Bldg FMS 4	Army Guard	Salem	10	125,447	10	125,447	21	21	43.2
Polk County Readiness Center	Army Guard	Dallas	3	40,124	3	40,124	15	15	17.1
* OTHER SITE(S) : 32			43	322,339	50	329,035	99	192	104.3
<b>Oregon Total:</b>			<b>292</b>	<b>2,902,457</b>	<b>299</b>	<b>2,909,153</b>	<b>5,087</b>	<b>5,254</b>	<b>1,070.2</b>
<b><u>Pennsylvania</u></b>									
Coatesville RC	Army Guard	Coatesville	2	30,714	2	30,714	12	12	10.8
Fort Indiantown Gap Area 0	Army Guard	Annville	1	77,635	1	77,635	10	10	20.3
Graterford FMS	Army Guard	Collegetown	2	26,065	2	26,065	53	53	13.2
Huntingdon Readiness Center	Army Guard	Huntingdon	1	28,298	1	28,298	12	12	10.2
NG Beaver Falls	Army Guard	Beaver Falls	2	30,627	2	30,627	10	10	10.0
NG Butler	Army Guard	Butler	2	39,917	2	39,917	10	10	13.4
NG Cambridge Springs	Army Guard	Cambridge Spgs	4	94,093	4	94,093	100	100	32.1
NG Carbondale, Clidco Drive	Army Guard	Carbondale	4	24,295	4	24,295	12	12	8.1
NG Carlisle	Army Guard	Carlisle	7	87,863	7	87,863	41	41	28.2
NG Clearfield	Army Guard	Clearfield	2	31,928	2	31,928	27	27	10.6
NG Connellsville, Petersburg Rd	Army Guard	Connellsville	1	23,112	1	23,112	15	15	8.3
NG Easton - proposed	Army Guard	Easton	3	62,148	3	62,148	22	22	23.3
NG Elizabethtown Readiness Center	Army Guard	Elizabethtown	4	88,187	4	88,187	36	36	34.5
NG Ford City Readiness Center	Army Guard	Ford City	1	24,514	1	24,514	10	10	8.3
NG Greensburg Hempfield Township	Army Guard	Greensburg	3	25,807	3	25,807	10	10	7.3
NG Harrisburg	Army Guard	Harrisburg	12	146,661	12	146,661	32	32	41.9
NG Hazleton	Army Guard	Hazleton	1	23,495	1	23,495	5	5	8.0
NG Hershey	Army Guard	Hershey	2	25,632	2	25,632	16	16	7.3
NG Hollidaysburg	Army Guard	Duncansville	2	56,853	2	56,853	21	21	19.1
NG Honesdale	Army Guard	Honesdale	2	32,966	2	32,966	10	10	11.8
NG Indiana	Army Guard	Indiana	2	21,656	2	21,656	14	14	7.0
NG Johnstown Airport	Army Guard	Johnstown	3	54,354	3	54,354	8	8	16.7
NG Johnstown FMS 33	Army Guard	Johnstown	1	23,558	1	23,558	10	10	10.7
NG Johnstown Walters	Army Guard	Johnstown	3	43,131	3	43,131	15	15	12.6
NG Kutztown	Army Guard	Kutztown	1	32,489	1	32,489	7	7	10.9
NG Latrobe/Torrance	Army Guard	Latrobe	2	31,373	2	31,373	14	14	9.6
NG Lebanon	Army Guard	Lebanon	1	37,616	1	37,616	10	10	11.4
NG Lehigh	Army Guard	Lehigh	6	27,101	6	27,101	5	5	8.8

\* All Locations that do not meet criteria of at least five (5) Acres AND at least \$5M PRV.

**State/Territories Army National Guard  
Base Structure Report - As of 30 Sept 2017**

SITE	COMPONENT	NAME NEAREST CITY	BUILDINGS				STATE OWNED ACRES	TOTAL SITE ACRES	TOTAL SITE PRV (\$M)
			STATE OWNED		TOTAL				
			COUNT	SQFT	COUNT	SQFT			
NG Lewisburg	Army Guard	Lewisburg	3	34,346	3	34,346	15	15	10.9
NG Lewistown	Army Guard	Lewistown	3	48,501	3	48,501	23	23	16.3
NG Lock Haven	Army Guard	Lock Haven	5	48,990	5	48,990	28	28	15.2
NG Mansfield/Wellsboro	Army Guard	Wellsboro	1	25,499	1	25,499	12	12	7.7
NG Mckean Co Readiness Center	Army Guard	Lewis Run	2	30,130	2	30,130	23	23	10.1
NG Mount Pleasant	Army Guard	Mount Pleasant	2	38,956	2	38,956	11	11	13.7
NG New Castle	Army Guard	New Castle	4	39,814	4	39,814	7	7	12.5
NG New Milford	Army Guard	New Milford	1	25,614	1	25,614	19	19	8.1
NG Philadelphia Southampton	Army Guard	Philadelphia	5	168,292	5	168,292	21	21	59.4
NG Phoenixville	Army Guard	Phoenixville	7	29,355	7	29,355	11	11	9.3
NG Pittsburgh Crane Armory	Army Guard	Pittsburgh	3	39,266	3	39,266	10	10	12.4
NG Plymouth	Army Guard	Plymouth	4	20,209	4	20,209	12	12	5.9
NG Plymouth Meeting	Army Guard	Plymouth Meeting	3	46,228	3	46,228	20	20	13.7
NG Punxsutawney	Army Guard	Punxsutawney	4	29,910	4	29,910	19	19	9.8
NG Reading	Army Guard	Reading	2	33,112	2	33,112	17	17	11.8
NG Scranton/Taylor NE Reg Mnt Ctr	Army Guard	Taylor	3	25,606	3	25,606	10	10	11.9
NG Sharon/Hermitage	Army Guard	Hermitage	1	18,532	1	18,532	8	8	5.5
NG Somerset Friedens	Army Guard	Friedens	2	21,400	2	21,400	29	29	7.8
NG Spring City Readiness Center	Army Guard	Spring City	2	48,234	2	48,234	50	50	14.6
NG Sunbury	Army Guard	Sunbury	2	19,066	2	19,066	10	10	6.1
NG Tamaqua	Army Guard	Tamaqua	2	19,259	2	19,259	5	5	6.0
NG Washington	Army Guard	Washington	1	45,415	1	45,415	11	11	14.6
NG Wilkes Barre Kingston	Army Guard	Kingston	4	102,501	4	102,501	13	13	32.0
NG Williamsport	Army Guard	Williamsport	6	100,485	6	100,485	16	16	35.2
NG Williamstown	Army Guard	Williamstown	1	19,137	1	19,137	6	6	5.9
South Mountain Readiness Center	Army Guard	Fayetteville	1	31,637	1	31,637	30	30	10.4
State Quarters	Army Guard	Annville	34	34,853	34	34,853	88	88	6.6
Waynesburg Readiness Center	Army Guard	Waynesburg	2	37,603	2	37,603	18	18	11.3
<b>* OTHER SITE(S) : 34</b>			<b>41</b>	<b>429,198</b>	<b>53</b>	<b>516,066</b>	<b>2,386</b>	<b>2,391</b>	<b>177.1</b>
<b>Pennsylvania Total:</b>			<b>228</b>	<b>2,863,236</b>	<b>240</b>	<b>2,950,104</b>	<b>3,473</b>	<b>3,478</b>	<b>976.2</b>
<b><u>Puerto Rico</u></b>									
NG Arecibo Readiness Center	Army Guard	San Juan	3	25,351	3	25,351	7	7	8.3
NG Army Aviation Support Facility	Army Guard	San Juan	7	55,758	7	55,758	14	14	30.7
NG Arroyo Readiness Center	Army Guard	San Juan	3	30,840	3	30,840	5	5	9.7

\* All Locations that do not meet criteria of at least five (5) Acres AND at least \$5M PRV.

**State/Territories Army National Guard  
Base Structure Report - As of 30 Sept 2017**

SITE	COMPONENT	NAME NEAREST CITY	BUILDINGS				STATE OWNED ACRES	TOTAL SITE ACRES	TOTAL SITE PRV (\$M)
			STATE OWNED		TOTAL				
			COUNT	SQFT	COUNT	SQFT			
NG Caguas Readiness Center	Army Guard	San Juan	4	21,077	4	21,077	5	5	6.2
NG Cayey Readiness Center	Army Guard	San Juan	2	20,100	2	20,100	5	5	7.7
NG Coamo Readiness Center	Army Guard	San Juan	1	21,059	1	21,059	5	5	6.7
NG Mayaquez Readiness Center	Army Guard	San Juan	4	36,721	4	36,721	6	6	12.5
NG Peñuelas Readiness Center	Army Guard	San Juan	3	18,337	3	18,337	5	5	6.4
NG Ponce Readiness Center	Army Guard	San Juan	5	25,445	5	25,445	6	6	7.9
NG Toa Baja Readiness Center	Army Guard	San Juan	3	27,249	3	27,249	5	5	8.4
NG Vega Baja Readiness Center	Army Guard	San Juan	9	62,640	9	62,640	15	15	20.7
* OTHER SITE(S) : 11			15	259,734	15	259,734	76	76	81.1
<b>Puerto Rico Total:</b>			<b>59</b>	<b>604,311</b>	<b>59</b>	<b>604,311</b>	<b>154</b>	<b>154</b>	<b>206.3</b>
<b>Rhode Island</b>									
NG Armory of Mounted Commands	Army Guard	Providence	2	169,273	2	169,273	6	6	46.3
NG Bristol	Army Guard	Bristol	2	27,537	2	27,537	5	5	7.8
NG Middletown Armory	Army Guard	Middletown	1	18,620	1	18,620	6	6	7.1
NG Quonset Point	Army Guard	North Kingstown	5	162,035	5	162,035	8	76	80.9
NG TS Camp Varnum	Army Guard	Narragansett	26	43,070	26	43,070	34	35	18.4
* OTHER SITE(S) : 8			10	91,266	10	91,266	148	148	37.4
<b>Rhode Island Total:</b>			<b>46</b>	<b>511,801</b>	<b>46</b>	<b>511,801</b>	<b>207</b>	<b>276</b>	<b>197.8</b>
<b>South Carolina</b>									
AASF UPSTATE	Army Guard	Greenville	3	1,793	4	105,309	0	34	105.3
Charleston Readiness Center	Army Guard	Charleston	3	110,165	3	110,165	0	8	22.3
NG Abbeville Armory	Army Guard	Abbeville	3	22,118	3	22,118	8	8	6.0
NG Anderson Lease Facility	Army Guard	Anderson	2	83,388	2	83,388	12	12	20.1
NG Barnwell Armory	Army Guard	Barnwell	3	17,210	3	17,210	5	5	5.3
NG Batesburg Armory	Army Guard	Batesburg	5	21,029	5	21,029	5	5	6.1
NG Camden Armory	Army Guard	Camden	4	33,389	4	33,389	10	10	8.4
NG Clinton Armory	Army Guard	Clinton	3	24,137	3	24,137	10	10	6.3
NG Columbia Armory	Army Guard	Columbia	21	267,700	21	267,700	25	25	63.1
NG Columbia TAG	Army Guard	Columbia	2	51,604	2	51,604	6	6	13.7
NG Darlington Armory	Army Guard	Darlington	2	22,894	2	22,894	12	12	6.0
NG Easley Armory	Army Guard	Easley	2	27,218	2	27,218	7	7	5.8
NG Eastover Armory	Army Guard	Eastover	4	24,679	4	24,679	10	10	6.2
NG Edgefield Armory & OMS 6	Army Guard	Edgefield	14	40,109	14	40,109	10	10	11.4

\* All Locations that do not meet criteria of at least five (5) Acres AND at least \$5M PRV.

**State/Territories Army National Guard  
Base Structure Report - As of 30 Sept 2017**

SITE	COMPONENT	NAME NEAREST CITY	BUILDINGS				STATE OWNED ACRES	TOTAL SITE ACRES	TOTAL SITE PRV (\$M)
			STATE OWNED		TOTAL				
			COUNT	SQFT	COUNT	SQFT			
NG Florence Armory & OMS 12	Army Guard	Florence	9	31,432	9	31,432	9	9	8.6
NG Fort Mill Armory	Army Guard	Fort Mill	3	20,557	3	20,557	10	10	5.4
NG Fountain Inn Armory	Army Guard	Fountain Inn	5	37,478	5	37,478	38	38	9.4
NG Gaffney Armory	Army Guard	Gaffney	2	24,091	2	24,091	10	10	6.4
NG Georgetown Armory	Army Guard	Georgetown	2	24,884	2	24,884	10	10	6.4
NG Graniteville Armory	Army Guard	Graniteville	6	28,188	6	28,188	10	10	6.8
NG Greenville Armory & OMS 2	Army Guard	Greenville	6	33,910	6	33,910	8	8	9.1
NG Greenwood Armory & OMS 4	Army Guard	Greenwood	9	35,308	9	35,308	11	11	9.2
NG Greer Armory	Army Guard	Greer	8	38,926	8	38,926	10	10	10.6
NG Hartsville Armory and OMS 11	Army Guard	Hartsville	7	32,165	7	32,165	10	10	9.2
NG Hemingway Armory & OMS 16	Army Guard	Hemingway	7	21,453	7	21,453	5	5	6.7
NG Hodges Armory	Army Guard	Hodges	6	38,383	6	38,383	48	48	9.2
NG Kingstree Armory	Army Guard	Kingstree	3	17,528	3	17,528	9	9	5.7
NG Lancaster Armory	Army Guard	Lancaster	6	29,340	6	29,340	12	12	8.1
NG Laurens Armory	Army Guard	Laurens	6	26,687	6	26,687	10	10	6.1
NG Manning Armory	Army Guard	Manning	3	30,586	3	30,586	10	10	7.5
NG McCormick Armory	Army Guard	Mccormick	3	17,336	3	17,336	5	5	5.6
NG Moncks Corner Armory	Army Guard	Moncks Corner	2	17,793	2	17,793	10	10	5.5
NG Mt Pleasant Armory	Army Guard	Mt Pleasant	4	31,316	4	31,316	6	6	8.3
NG Mullins Armory & OMS 15	Army Guard	Mullins	6	38,844	6	38,844	10	10	10.2
NG Myrtle Beach Armory	Army Guard	Myrtle Beach	2	22,941	2	22,941	10	10	5.4
NG Newberry Armory	Army Guard	Newberry	5	41,438	5	41,438	11	11	10.9
NG North Charleston Armory	Army Guard	North Charleston	5	41,642	5	41,642	15	15	11.0
NG Orangeburg Armory	Army Guard	Orangeburg	4	39,395	4	39,395	10	10	9.9
NG Pickens Armory and TS	Army Guard	Pickens	5	36,786	5	36,786	33	33	7.8
NG Pine Ridge Armory	Army Guard	West Columbia	4	59,646	4	59,646	48	48	15.4
NG Rock Hill Armory and OMS 5	Army Guard	Rock Hill	9	38,368	9	38,368	12	12	10.4
NG Saluda Armory and OMS 6A	Army Guard	Saluda	8	28,288	8	28,288	7	7	7.2
NG Spartanburg Readiness Center	Army Guard	Spartanburg	3	61,674	3	61,674	12	12	17.0
NG Summerville	Army Guard	Summerville	3	20,337	3	20,337	15	15	6.1
NG Sumter Armory	Army Guard	Shaw Af Base	5	24,527	5	24,527	7	7	6.6
NG Union Armory and OMS 8	Army Guard	Union	8	30,949	8	30,949	10	10	8.6
NG Varnville Armory and OMS 14	Army Guard	Varnville	12	39,077	12	39,077	24	24	11.1
NG W Columbia Armory	Army Guard	West Columbia	4	25,239	4	25,239	14	14	6.8
NG Walterboro Armory	Army Guard	Walterboro	4	27,353	4	27,353	17	17	7.0

\* All Locations that do not meet criteria of at least five (5) Acres AND at least \$5M PRV.



**State/Territories Army National Guard  
Base Structure Report - As of 30 Sept 2017**

SITE	COMPONENT	NAME NEAREST CITY	BUILDINGS				STATE OWNED ACRES	TOTAL SITE ACRES	TOTAL SITE PRV (\$M)
			STATE OWNED		TOTAL				
			COUNT	SQFT	COUNT	SQFT			
* OTHER SITE(S) : 23			30	230,030	36	241,958	92	92	68.0
<b>South Carolina Total:</b>			<b>285</b>	<b>2,091,328</b>	<b>292</b>	<b>2,206,772</b>	<b>705</b>	<b>748</b>	<b>648.9</b>
<b><u>South Dakota</u></b>									
Camp Rapid	Army Guard	Rapid City	36	483,778	36	483,778	84	84	148.0
NG Brookings Armory OMS 8	Army Guard	Brookings	3	40,289	3	40,289	10	10	11.1
NG Joe Foss Field	Army Guard	Sioux Falls	1	47,532	1	47,532	6	6	17.7
NG Madison Armory	Army Guard	Madison	3	27,262	3	27,262	0	10	6.4
NG Mitchell TS	Army Guard	Mitchell	6	158,345	6	158,345	0	70	47.7
NG Mobridge Readiness Center	Army Guard	Mobridge	3	20,024	3	20,024	20	20	6.3
NG Pierre	Army Guard	Pierre	4	35,466	4	35,466	0	6	8.1
NG Range Road Armory	Army Guard	Rapid City	3	34,351	3	34,351	14	14	9.1
NG Rapid City AASF/Armory	Army Guard	Rapid City	4	109,357	4	109,357	1	33	43.2
NG Rapid City CSMS	Army Guard	Rapid City	2	29,290	2	29,290	0	29	10.9
NG Sioux Falls UTES	Army Guard	Sioux Falls	4	56,471	4	56,471	57	273	11.8
NG Wagner	Army Guard	Wagner	3	24,186	3	24,186	0	10	6.8
NG West Camp	Army Guard	Rapid City	15	7,761	15	7,761	770	770	10.8
NG Yankton	Army Guard	Yankton	5	23,896	5	23,896	20	40	5.8
Watertown Complex	Army Guard	Watertown	3	101,598	3	101,598	79	79	31.3
* OTHER SITE(S) : 32			34	254,254	40	284,577	72	130	70.0
<b>South Dakota Total:</b>			<b>129</b>	<b>1,453,860</b>	<b>135</b>	<b>1,484,183</b>	<b>1,132</b>	<b>1,583</b>	<b>444.9</b>
<b><u>Tennessee</u></b>									
NG Ashland City	Army Guard	Ashland City	2	26,482	2	26,482	12	12	6.6
NG Athens	Army Guard	Athens	5	39,327	5	39,327	20	20	11.0
NG Bolivar	Army Guard	Bolivar	2	24,276	2	24,276	14	14	6.0
NG Bristol	Army Guard	Bristol	4	26,684	4	26,684	7	7	6.8
NG Brownsville	Army Guard	Brownsville	1	21,995	1	21,995	18	18	5.8
NG Camden	Army Guard	Camden	2	25,097	2	25,097	7	7	7.9
NG Centerville	Army Guard	Centerville	3	27,223	3	27,223	21	21	6.3
NG Chattanooga	Army Guard	Chattanooga	17	135,674	17	135,674	16	16	32.7
NG Cleveland	Army Guard	Cleveland	2	22,696	2	22,696	10	10	6.1
NG Clinton	Army Guard	Clinton	2	28,436	2	28,436	14	14	6.6
NG Columbia	Army Guard	Columbia	3	43,765	3	43,765	20	20	11.2
NG Cookeville	Army Guard	Cookeville	5	33,677	5	33,677	12	12	9.5

\* All Locations that do not meet criteria of at least five (5) Acres AND at least \$5M PRV.

**State/Territories Army National Guard  
Base Structure Report - As of 30 Sept 2017**

SITE	COMPONENT	NAME NEAREST CITY	BUILDINGS				STATE OWNED ACRES	TOTAL SITE ACRES	TOTAL SITE PRV (\$M)
			STATE OWNED		TOTAL				
			COUNT	SQFT	COUNT	SQFT			
NG Covington	Army Guard	Covington	1	24,020	1	24,020	20	20	5.6
NG Dresden	Army Guard	Dresden	2	27,051	2	27,051	19	19	6.9
NG Dunlap	Army Guard	Dunlap	2	22,697	2	22,697	10	10	6.2
NG Dyersburg	Army Guard	Dyersburg	1	26,443	1	26,443	10	10	6.4
NG Elizabethton	Army Guard	Elizabethton	3	25,835	3	25,835	15	15	6.4
NG Erwin	Army Guard	Erwin	2	25,779	2	25,779	10	10	6.6
NG Gordonsville	Army Guard	Gordonsville	3	26,572	3	26,572	15	15	6.5
NG Henderson	Army Guard	Henderson	7	66,347	7	66,347	12	12	15.9
NG Humboldt	Army Guard	Humboldt	2	36,192	2	36,192	22	22	8.9
NG Huntingdon	Army Guard	Huntingdon	1	27,386	1	27,386	9	9	6.5
NG Jacksboro	Army Guard	Jacksboro	2	27,795	2	27,795	10	10	6.7
NG Jackson	Army Guard	Jackson	4	77,210	4	77,210	22	22	17.9
NG Jackson Airport Armory	Army Guard	Jackson	5	57,417	5	57,417	60	60	22.1
NG Jamestown	Army Guard	Jamestown	3	24,896	3	24,896	16	16	6.1
NG Johnson City Gray	Army Guard	Gray	9	131,891	10	132,416	103	103	33.7
NG Knoxville Concord St	Army Guard	Knoxville	17	112,478	17	112,478	17	17	28.8
NG Knoxville Sutherland	Army Guard	Knoxville	7	72,757	7	72,757	6	6	17.9
NG Lawrenceburg	Army Guard	Lawrenceburg	3	33,690	3	33,690	16	16	8.0
NG Lebanon	Army Guard	Lebanon	3	26,524	3	26,524	14	14	7.5
NG Lenoir City	Army Guard	Lenoir City	2	28,009	2	28,009	14	14	7.3
NG Lewisburg	Army Guard	Lewisburg	4	32,577	4	32,577	14	14	7.6
NG Lexington	Army Guard	Lexington	2	21,141	2	21,141	21	21	5.1
NG Livingston	Army Guard	Livingston	1	24,938	1	24,938	23	23	6.0
NG Lobelville	Army Guard	Lobelville	2	24,932	2	24,932	13	13	5.8
NG Maryville	Army Guard	Maryville	2	21,354	2	21,354	14	14	5.2
NG McKenzie	Army Guard	Mckenzie	2	22,388	2	22,388	15	15	6.0
NG Memphis	Army Guard	Memphis	3	58,288	3	58,288	30	176	13.7
NG Monteagle	Army Guard	Monteagle	2	23,450	2	23,450	15	15	5.4
NG Morristown	Army Guard	Russellville	4	19,812	4	19,812	15	15	5.6
NG Murfreesboro	Army Guard	Murfreesboro	1	23,888	1	23,888	10	10	5.7
NG Nashville	Army Guard	Nashville	23	451,831	23	451,831	73	73	110.2
NG New Tazewell	Army Guard	New Tazewell	3	22,812	3	22,812	10	10	5.9
NG Newport	Army Guard	Newport	3	22,620	3	22,620	14	14	6.1
NG Oneida	Army Guard	Oneida	1	21,879	1	21,879	15	15	5.2
NG Paris	Army Guard	Paris	2	25,618	2	25,618	23	23	6.9

\* All Locations that do not meet criteria of at least five (5) Acres AND at least \$5M PRV.

**State/Territories Army National Guard  
Base Structure Report - As of 30 Sept 2017**

SITE	COMPONENT	NAME NEAREST CITY	BUILDINGS				STATE OWNED ACRES	TOTAL SITE ACRES	TOTAL SITE PRV (\$M)
			STATE OWNED		TOTAL				
			COUNT	SQFT	COUNT	SQFT			
NG Pulaski	Army Guard	Pulaski	2	20,277	2	20,277	14	14	5.3
NG Ripley	Army Guard	Ripley	2	19,458	2	19,458	10	10	5.1
NG Rogersville	Army Guard	Rogersville	2	26,846	2	26,846	11	11	6.7
NG Sevierville	Army Guard	Pigeon Forge	2	24,817	2	24,817	10	10	6.2
NG Shelbyville	Army Guard	Shelbyville	3	29,616	3	29,616	20	20	6.3
NG Sparta	Army Guard	Sparta	2	21,572	2	21,572	10	10	5.4
NG Springfield Readiness Center	Army Guard	Springfield	2	23,924	2	23,924	11	11	6.0
NG Sweetwater	Army Guard	Sweetwater	2	20,544	2	20,544	10	10	5.5
NG Tennessee Ridge	Army Guard	Tennessee Ridge	2	21,985	2	21,985	10	10	5.4
NG Trenton	Army Guard	Trenton	2	38,924	2	38,924	20	20	10.3
NG Tullahoma	Army Guard	Tullahoma	5	25,186	5	25,186	6	6	7.2
NG Union City	Army Guard	Union City	4	46,097	4	46,097	14	14	11.9
NG Waverly	Army Guard	Waverly	3	23,169	3	23,169	14	14	5.9
NG Winchester	Army Guard	Winchester	7	33,720	7	33,720	22	22	9.1
* OTHER SITE(S) : 21			36	350,482	36	350,482	254	254	83.6
<b>Tennessee Total:</b>			<b>258</b>	<b>2,900,466</b>	<b>259</b>	<b>2,900,991</b>	<b>1,330</b>	<b>1,476</b>	<b>728.9</b>
<b>Texas</b>									
Camp Maxey	Army Guard	Powderly	37	102,057	37	102,057	6,424	6,424	78.7
NG Angleton	Army Guard	Angleton	1	25,685	1	25,685	12	12	7.0
NG Bergstrom - Abia	Army Guard	Austin	13	433,017	13	433,017	0	60	153.0
NG Bryan	Army Guard	Bryan	5	39,629	5	39,629	14	14	11.0
NG Camp Bowie	Army Guard	Brownwood	38	150,206	38	150,206	0	1,648	77.3
NG Camp Mabry	Army Guard	Austin	75	986,947	75	986,947	376	376	257.7
NG Corpus Christi	Army Guard	Corpus Christi	4	67,606	4	67,606	9	9	18.0
NG Dallas - California Crossing	Army Guard	Dallas	3	67,503	3	67,503	0	9	18.3
NG Dallas - Red Bird	Army Guard	Dallas	6	66,059	6	66,059	0	10	18.4
NG El Campo	Army Guard	El Campo	7	24,217	7	24,217	20	20	6.7
NG El Paso	Army Guard	El Paso	7	65,162	7	65,162	20	20	16.5
NG Fort Worth - Cobb Park	Army Guard	Fort Worth	5	37,727	5	37,727	0	12	10.1
NG Fort Worth - Shoreview	Army Guard	Fort Worth	12	106,078	12	106,078	0	83	27.8
NG Grand Prairie (DNAS)	Army Guard	Grand Prairie	11	120,058	13	218,169	0	145	76.5
NG Greenville	Army Guard	Greenville	1	24,810	1	24,810	15	15	6.3
NG Kilgore	Army Guard	Kilgore	3	25,716	3	25,716	10	10	6.4
NG Killeen	Army Guard	Killeen	2	25,444	2	25,444	0	5	7.0

\* All Locations that do not meet criteria of at least five (5) Acres AND at least \$5M PRV.

**State/Territories Army National Guard  
Base Structure Report - As of 30 Sept 2017**

SITE	COMPONENT	NAME NEAREST CITY	BUILDINGS				STATE OWNED ACRES	TOTAL SITE ACRES	TOTAL SITE PRV (\$M)
			STATE OWNED		TOTAL				
			COUNT	SQFT	COUNT	SQFT			
NG Lubbock	Army Guard	Lubbock	6	148,440	6	148,440	0	25	37.2
NG Marshall	Army Guard	Marshall	5	28,334	5	28,334	0	13	7.4
NG Martindale - AASF	Army Guard	San Antonio	16	106,942	16	106,942	219	219	50.2
NG Midland Airport	Army Guard	Midland	3	34,915	3	34,915	12	12	9.2
NG New Braunfels	Army Guard	New Braunfels	6	27,652	6	27,652	7	7	7.6
NG Rosenberg	Army Guard	Rosenberg	1	21,718	1	21,718	10	10	5.4
NG San Angelo - US 67	Army Guard	San Angelo	2	29,795	2	29,795	10	10	7.7
NG Stephenville	Army Guard	Stephenville	2	21,513	2	21,513	13	13	5.1
NG Waco	Army Guard	Waco	4	78,536	4	78,536	5	5	20.7
NG Waxahachie	Army Guard	Waxahachie	2	24,724	2	24,724	7	7	5.4
NG Weslaco	Army Guard	Weslaco	3	89,789	3	89,789	20	20	23.1
NG Wichita Falls	Army Guard	Wichita Falls	4	24,610	4	24,610	0	9	6.8
NG Wylie	Army Guard	Wylie	3	54,174	3	54,174	11	11	15.2
Northwest Houston	Army Guard	Houston	4	174,155	4	174,155	18	18	50.1
SHEFFIELD - CHALLENGE	Army Guard	Sheffield	0	0	6	50,642	0	24	11.2
<b>* OTHER SITE(S) : 36</b>			<b>50</b>	<b>386,268</b>	<b>63</b>	<b>443,832</b>	<b>1,346</b>	<b>1,373</b>	<b>111.5</b>
<b>Texas Total:</b>			<b>341</b>	<b>3,619,486</b>	<b>362</b>	<b>3,825,803</b>	<b>8,578</b>	<b>10,647</b>	<b>1,170.6</b>
<b>Utah</b>									
NG Blanding Armory	Army Guard	Blanding	2	19,329	2	19,329	28	28	6.2
NG Brigham City Armory	Army Guard	Brigham City	3	14,781	3	14,781	6	6	5.1
NG Cedar City Armory/FMS 5	Army Guard	Cedar City	7	31,370	7	31,370	7	7	9.1
NG Draper Complex	Army Guard	Draper	14	380,965	14	380,965	42	42	126.8
NG EJ Garn Armory/FMS	Army Guard	West Jordan	6	106,420	6	106,420	20	20	38.3
NG EJ Garn Aviation Complex	Army Guard	West Jordan	11	151,917	11	151,917	0	40	69.2
NG Logan Armory/FMS 1A	Army Guard	Logan	2	27,418	2	27,418	5	5	16.0
NG Mount Pleasant Armory	Army Guard	Mount Pleasant	4	26,191	4	26,191	6	6	8.9
NG New SLC Readiness Center	Army Guard	Salt Lake City	3	62,266	3	62,266	23	23	19.6
NG Ogden Armory FMS 1	Army Guard	Ogden	6	57,576	6	57,576	15	15	19.5
NG Orem Armory	Army Guard	Orem	2	78,748	2	78,748	0	6	23.3
NG Richfield Armory/FMS 5A	Army Guard	Richfield	4	27,438	4	27,438	5	5	9.1
NG Utah County South Armory/FMS 9	Army Guard	Spanish Fork	8	78,073	8	78,073	20	20	30.5
<b>* OTHER SITE(S) : 27</b>			<b>32</b>	<b>215,939</b>	<b>40</b>	<b>252,768</b>	<b>69</b>	<b>1,469</b>	<b>88.3</b>
<b>Utah Total:</b>			<b>104</b>	<b>1,278,431</b>	<b>112</b>	<b>1,315,260</b>	<b>246</b>	<b>1,692</b>	<b>469.8</b>

\* All Locations that do not meet criteria of at least five (5) Acres AND at least \$5M PRV.

## State/Territories Army National Guard

### Base Structure Report - As of 30 Sept 2017

SITE	COMPONENT	NAME NEAREST CITY	BUILDINGS				STATE OWNED ACRES	TOTAL SITE ACRES	TOTAL SITE PRV (\$M)
			STATE OWNED		TOTAL				
			COUNT	SQFT	COUNT	SQFT			
<b><u>Vermont</u></b>									
NG Campbell Armory	Army Guard	Montpelier	2	34,822	2	34,822	8	8	9.2
NG TS Camp Johnson	Army Guard	Colchester	37	207,017	37	207,017	64	733	69.5
NG Westminster TS	Army Guard	Westminster	8	51,895	8	51,895	52	52	14.3
North Hyde Park	Army Guard	North Hyde Park	1	44,285	1	44,285	39	39	19.6
* OTHER SITE(S) : 20			31	253,788	34	257,139	48	48	75.4
<b>Vermont Total:</b>			<b>79</b>	<b>591,807</b>	<b>82</b>	<b>595,158</b>	<b>210</b>	<b>879</b>	<b>188.1</b>
<b><u>Virgin Islands</u></b>									
NG Estate Nazareth Military Compound	Army Guard	Kingshill	4	54,527	6	58,518	18	18	25.8
* OTHER SITE(S) : 3			1	15,351	3	18,676	0	2	7.8
<b>Virgin Islands Total:</b>			<b>5</b>	<b>69,878</b>	<b>9</b>	<b>77,194</b>	<b>18</b>	<b>20</b>	<b>33.7</b>
<b><u>Virginia</u></b>									
NG Blackstone	Army Guard	Blackstone	3	31,730	3	31,730	7	7	8.1
NG Cedar Bluff	Army Guard	Cedar Bluff	3	29,419	3	29,419	10	10	8.1
NG Charlottesville	Army Guard	Charlottesville	2	28,661	2	28,661	10	10	7.6
NG Clifton Forge	Army Guard	Clifton Forge	2	22,438	2	22,438	10	10	5.8
NG Danville	Army Guard	Danville	4	51,896	4	51,896	15	15	14.3
NG Emporia	Army Guard	Emporia	4	30,644	4	30,644	8	8	8.6
NG Fredericksburg	Army Guard	Fredericksburg	2	58,041	2	58,041	16	16	18.1
NG Gate City	Army Guard	Gate City	3	47,804	3	47,804	5	5	13.2
NG Lexington	Army Guard	Lexington	2	19,445	2	19,445	6	6	5.0
NG Lynchburg	Army Guard	Lynchburg	4	39,827	4	39,827	28	28	11.5
NG Manassas	Army Guard	Manassas	1	34,400	1	34,400	6	6	8.8
NG Martinsville	Army Guard	Martinsville	2	22,666	2	22,666	8	8	5.8
NG Norfolk	Army Guard	Norfolk	3	66,910	3	66,910	19	19	18.5
NG Onancock	Army Guard	Onancock	4	20,425	4	20,425	8	8	5.5
NG Petersburg	Army Guard	Petersburg	3	36,133	3	36,133	10	10	9.2
NG Portsmouth	Army Guard	Portsmouth	4	35,306	4	35,306	10	10	10.1
NG Powhatan	Army Guard	Powhatan	2	29,449	2	29,449	10	10	8.3
NG South Boston	Army Guard	South Boston	1	20,186	1	20,186	10	10	5.4
NG Staunton	Army Guard	Staunton	1	45,560	1	45,560	5	5	11.7
NG Suffolk	Army Guard	Suffolk	2	20,362	2	20,362	7	7	5.5
NG Waller Depot	Army Guard	Richmond	7	52,790	7	52,790	6	6	13.7

\* All Locations that do not meet criteria of at least five (5) Acres AND at least \$5M PRV.

**State/Territories Army National Guard  
Base Structure Report - As of 30 Sept 2017**

SITE	COMPONENT	NAME NEAREST CITY	BUILDINGS				STATE OWNED ACRES	TOTAL SITE ACRES	TOTAL SITE PRV (\$M)
			STATE OWNED		TOTAL				
			COUNT	SQFT	COUNT	SQFT			
NG Warrenton	Army Guard	Warrenton	1	21,453	1	21,453	5	5	5.7
NG West Point Armory	Army Guard	West Point	2	27,008	2	27,008	5	5	7.2
NG Winchester	Army Guard	Winchester	4	65,886	4	65,886	0	10	19.3
NG Woodstock Armory	Army Guard	Woodstock	2	30,043	2	30,043	7	7	7.9
Roanoke	Army Guard	Troutville	21	62,774	21	62,774	71	71	17.4
* OTHER SITE(S) : 22			32	250,847	40	295,428	55	66	81.2
<b>Virginia Total:</b>			<b>121</b>	<b>1,202,103</b>	<b>129</b>	<b>1,246,684</b>	<b>356</b>	<b>378</b>	<b>341.2</b>
<b>Washington</b>									
NG Bremerton	Army Guard	Bremerton	7	87,912	7	87,912	81	81	33.5
NG Buckley	Army Guard	Buckley	1	28,824	1	28,824	10	10	8.8
NG Camp Murray	Army Guard	Unknown	73	478,964	74	481,764	231	234	191.6
NG Centralia	Army Guard	Centralia	5	37,873	5	37,873	8	8	11.2
NG Ephrata	Army Guard	Ephrata	7	24,390	7	24,390	8	8	9.4
NG Grandview	Army Guard	Grandview	2	26,475	2	26,475	11	11	8.3
NG Montesano	Army Guard	Montesano	6	36,298	6	36,298	14	14	13.3
NG Moses Lake	Army Guard	Moses Lake	2	32,795	2	32,795	10	10	10.3
NG Port Orchard	Army Guard	Port Orchard	4	27,805	4	27,805	9	9	8.7
NG Seattle Pier 91	Army Guard	Seattle	9	92,214	9	92,214	25	33	31.7
NG Wenatchee	Army Guard	Wenatchee	4	15,903	4	15,903	5	5	5.1
NG Yakima Airport	Army Guard	Yakima	2	66,038	2	66,038	10	10	19.5
* OTHER SITE(S) : 22			25	210,986	34	232,004	81	84	68.4
<b>Washington Total:</b>			<b>147</b>	<b>1,166,477</b>	<b>157</b>	<b>1,190,295</b>	<b>503</b>	<b>517</b>	<b>419.9</b>
<b>West Virginia</b>									
Buckhannon Brushy Fork	Army Guard	Buckhannon	2	38,466	2	38,466	22	22	13.5
CTC Camp Dawson-Kingwood	Army Guard	Kingwood	83	754,991	83	754,991	2,289	4,389	307.8
Elkins MD	Army Guard	Elkins	3	57,148	3	57,148	111	111	22.4
Fairmont MD	Army Guard	Fairmont	2	60,829	2	60,829	35	35	21.9
Jackson County	Army Guard	Millwood	5	81,494	5	81,494	312	312	28.8
Logan Readiness Center	Army Guard	Holden	2	50,289	2	50,289	19	19	23.1
Moorefield Readiness Center	Army Guard	Moorefield	1	57,600	1	57,600	33	33	21.3
Morgantown Readiness Center	Army Guard	Morgantown	2	59,672	2	59,672	47	47	21.7
NG Bluefield	Army Guard	Bluefield	4	41,710	4	41,710	27	27	13.5
NG Buckhannon	Army Guard	Buckhannon	12	48,347	12	48,347	18	18	16.9

\* All Locations that do not meet criteria of at least five (5) Acres AND at least \$5M PRV.

**State/Territories Army National Guard  
Base Structure Report - As of 30 Sept 2017**

SITE	COMPONENT	NAME NEAREST CITY	BUILDINGS				STATE OWNED ACRES	TOTAL SITE ACRES	TOTAL SITE PRV (\$M)
			STATE OWNED		TOTAL				
			COUNT	SQFT	COUNT	SQFT			
NG Charleston	Army Guard	Charleston	9	156,580	9	156,580	55	55	73.1
NG Clarksburg	Army Guard	Clarksburg	2	41,485	2	41,485	10	15	12.7
NG FWAATS-Bridgeport	Army Guard	Bridgeport	1	35,568	2	47,618	0	25	19.9
NG Gassaway	Army Guard	Gassaway	3	35,019	3	35,019	6	6	9.9
NG Glen Jean MD Complex	Army Guard	Glen Jean	3	111,603	3	111,603	35	35	40.1
NG Huntington Tri-State	Army Guard	Kenova	7	96,424	7	96,424	0	41	28.6
NG Lewisburg Readiness Center	Army Guard	Maxwelton	1	45,803	1	45,803	22	22	15.7
NG Memorial Training Tunnel	Army Guard	Gallagher	2	9,780	2	9,780	22	22	19.5
NG Moundsville	Army Guard	Moundsville	4	38,442	4	38,442	6	6	11.9
NG Parkersburg	Army Guard	Parkersburg	3	41,337	3	41,337	9	9	14.7
NG Point Pleasant	Army Guard	Point Pleasant	6	68,877	6	68,877	16	23	22.1
NG Salem	Army Guard	Salem	2	28,625	2	28,625	13	13	8.2
NG St Albans	Army Guard	St. Albans	2	54,854	2	54,854	13	13	15.8
NG Summersville	Army Guard	Summersville	2	85,698	2	85,698	35	35	28.0
NG Wheeling	Army Guard	Wheeling	5	68,975	5	68,975	0	38	28.3
Williamstown	Army Guard	Williamstown	8	106,812	8	106,812	0	103	43.8
<b>* OTHER SITE(S) : 11</b>			5	59,185	11	62,758	63	93	18.5
<b>West Virginia Total:</b>			<b>181</b>	<b>2,335,613</b>	<b>188</b>	<b>2,351,236</b>	<b>3,216</b>	<b>5,565</b>	<b>901.6</b>
<b>Wisconsin</b>									
Camp Williams Tomah MTA	Army Guard	Camp Douglas	49	477,750	49	477,750	114	114	154.9
Madison MD	Army Guard	Madison	3	190,687	3	190,687	36	36	64.8
NG Abbotsford	Army Guard	Abbotsford	1	16,735	1	16,735	7	7	5.4
NG Antigo	Army Guard	Antigo	3	20,960	3	20,960	5	5	5.5
NG Appleton	Army Guard	Appleton	3	47,240	3	47,240	13	13	11.7
NG Arcadia	Army Guard	Arcadia	1	16,386	1	16,386	6	6	5.3
NG Ashland	Army Guard	Ashland	2	30,221	2	30,221	9	9	7.6
NG Baraboo	Army Guard	Baraboo	2	18,689	2	18,689	6	6	5.8
NG Beloit	Army Guard	Beloit	2	43,824	2	43,824	13	13	12.2
NG Black River Falls	Army Guard	Black River Falls	3	34,784	3	34,784	10	10	8.9
NG Chippewa Falls	Army Guard	Chippewa Falls	2	52,782	2	52,782	14	14	15.1
NG Clintonville	Army Guard	Clintonville	1	16,780	1	16,780	5	5	5.3
NG Eau Claire	Army Guard	Eau Claire	4	60,476	4	60,476	9	9	16.7
NG Fond Du Lac	Army Guard	Fond Du Lac	1	18,721	1	18,721	7	7	5.9
NG Fort Atkinson	Army Guard	Fort Atkinson	3	29,152	3	29,152	6	6	7.1

\* All Locations that do not meet criteria of at least five (5) Acres AND at least \$5M PRV.

**State/Territories Army National Guard  
Base Structure Report - As of 30 Sept 2017**

SITE	COMPONENT	NAME NEAREST CITY	BUILDINGS				STATE OWNED ACRES	TOTAL SITE ACRES	TOTAL SITE PRV (\$M)
			STATE OWNED		TOTAL				
			COUNT	SQFT	COUNT	SQFT			
NG Green Bay	Army Guard	Green Bay	3	25,127	3	25,127	12	12	7.6
NG Hayward	Army Guard	Hayward	4	33,241	4	33,241	6	6	8.5
NG Hayward OMS 12	Army Guard	Hayward	1	20,539	1	20,539	8	8	9.3
NG Kenosha OMS 6	Army Guard	Kenosha	3	57,323	3	57,323	14	14	17.1
NG Madison OMS 9	Army Guard	Madison	5	145,291	5	145,291	14	14	39.9
NG Madison TAGO/STARC	Army Guard	Madison	2	291,681	2	291,681	16	16	53.6
NG Marshfield	Army Guard	Marshfield	2	45,551	2	45,551	10	10	12.9
NG Medford	Army Guard	Medford	4	29,263	4	29,263	5	5	7.2
NG Menomonie	Army Guard	Menomonie	2	15,815	2	15,815	10	10	5.1
NG Milwaukee OMS 3	Army Guard	Milwaukee	5	173,429	5	173,429	10	10	52.4
NG New Richmond	Army Guard	New Richmond	2	27,953	2	27,953	19	19	8.0
NG Oconomowoc	Army Guard	Oconomowoc	2	36,380	2	36,380	5	5	10.0
NG Onalaska	Army Guard	Onalaska	3	59,515	3	59,515	15	15	16.6
NG Oshkosh & FMS	Army Guard	Oshkosh	3	54,494	3	54,494	35	35	18.2
NG Portage	Army Guard	Portage	3	22,687	3	22,687	11	11	6.5
NG Reedsburg	Army Guard	Reedsburg	2	19,191	2	19,191	11	11	5.6
NG Richland Center	Army Guard	Richland Center	2	24,136	2	24,136	8	8	6.8
NG Sparta	Army Guard	Sparta	3	25,561	3	25,561	5	5	6.0
NG Spooner	Army Guard	Spooner	3	24,635	3	24,635	6	6	6.4
NG Superior	Army Guard	Superior	4	46,868	4	46,868	7	7	11.0
NG Sussex OMS 5	Army Guard	Sussex	3	52,825	3	52,825	15	15	16.9
NG Tomah	Army Guard	Tomah	3	25,124	3	25,124	7	7	7.3
NG Tomahawk	Army Guard	Tomahawk	3	24,014	3	24,014	5	5	5.7
NG Viroqua	Army Guard	Viroqua	2	18,835	2	18,835	10	10	5.8
NG West Bend AASF 1 & Armory	Army Guard	West Bend	5	116,287	5	116,287	40	40	52.9
NG Whitewater OMS 8	Army Guard	Whitewater	4	56,907	4	56,907	10	10	18.8
NG WI Rapids OMS 14	Army Guard	Wisconsin Rapids	5	47,099	5	47,099	5	5	15.0
Wausau Readiness Center and FMS	Army Guard	Wausau	1	31,866	1	31,866	48	48	9.1
<b>* OTHER SITE(S) : 29</b>			<b>56</b>	<b>558,627</b>	<b>56</b>	<b>558,627</b>	<b>125</b>	<b>126</b>	<b>159.6</b>
<b>Wisconsin Total:</b>			<b>220</b>	<b>3,185,451</b>	<b>220</b>	<b>3,185,451</b>	<b>751</b>	<b>752</b>	<b>932.1</b>
<b>Wyoming</b>									
Afton Readiness Center	Army Guard	Afton	2	42,355	2	42,355	38	38	10.0
Laramie Complex	Army Guard	Laramie	2	38,072	2	38,072	0	50	13.3
MTCH Camp Guernsey	Army Guard	Guernsey	150	563,070	150	563,070	65,483	73,771	332.9

\* All Locations that do not meet criteria of at least five (5) Acres AND at least \$5M PRV.



**State/Territories Army National Guard  
Base Structure Report - As of 30 Sept 2017**

SITE	COMPONENT	NAME NEAREST CITY	BUILDINGS				STATE OWNED ACRES	TOTAL SITE ACRES	TOTAL SITE PRV (\$M)
			STATE OWNED		TOTAL				
			COUNT	SQFT	COUNT	SQFT			
NG Casper	Army Guard	Casper	2	41,581	2	41,581	33	33	13.1
NG Cheyenne	Army Guard	Cheyenne	2	81,893	2	81,893	19	19	22.2
NG Cheyenne MAP	Army Guard	Cheyenne	3	48,644	3	48,644	34	34	12.1
NG Douglas	Army Guard	Douglas	1	23,015	1	23,015	8	8	6.3
NG Gillette	Army Guard	Gillette	2	20,358	2	20,358	8	8	5.5
NG Laramie	Army Guard	Laramie	3	32,371	3	32,371	11	11	9.4
NG Lovell	Army Guard	Lovell	3	27,049	3	27,049	5	5	7.4
NG Sheridan	Army Guard	Sheridan	2	25,697	2	25,697	9	9	8.5
NG Torrington	Army Guard	Torrington	2	55,931	2	55,931	5	5	12.8
* OTHER SITE(S) : 11			12	115,008	12	115,008	101	101	34.0
<b>Wyoming Total:</b>			<b>186</b>	<b>1,115,044</b>	<b>186</b>	<b>1,115,044</b>	<b>65,755</b>	<b>74,092</b>	<b>487.4</b>
<b>US/US Territories Total:</b>			<b>12,941</b>	<b>109,155,003</b>	<b>13,339</b>	<b>111,514,203</b>	<b>562,160</b>	<b>1,213,227</b>	<b>38,449.1</b>

\* All Locations that do not meet criteria of at least five (5) Acres AND at least \$5M PRV.

## IX. Acronyms

## ACRONYMS

<b>ACRONYM</b>	<b>DESCRIPTION</b>	<b>ACRONYM</b>	<b>DESCRIPTION</b>
AAA	Antiaircraft Artillery	ECS	Equipment Concentration Site
AAFES	Army and Air Force Exchange Service	EOD	Explosive Ordnance Disposal
AAP	Army Ammunition Plant	FH	Family Housing
AAOF	Army Aviation Operations Facilities	FLD	Field
AASF	Army Aviation Support Facilities	FISC	Fleet Industrial Supply Center
AB	Air Base	FMS	Field Maintenance Site
AEDC	Arnold Engineering Development Center	FWAATS	Fixed Wing Aviation ARNG Aviation Training Site
AF	Air Force	GL	Great Lakes
AFB	Air Force Base	GNNRY	Gunnery
AFRC	Armed Forces Reserve Center	HAATS	High-Altitude Army Aviation Training Site
AFS	Air Force Station	IAP	International Airport
AGS	Air Guard Station	ILSC	Integrated Logistics Support Center
ALF	Auxiliary Landing Field	ITC	Infantry Training Center
AMC	Army Medical Center	JFHQ	Joint Force Headquarters
AMSA	Area Maintenance Support Activity	JRB	Joint Reserve Base
ANG	Air National Guard	LIFOC	Lease in Furtherance of Conveyance
ANGB	Air National Guard Base	LTC	Lieutenant Colonel
ANGS	Air National Guard Station	LS	Landing Station
APT	Airport	LWTC	Large Wind Tunnel Center
ARB	Air Reserve Base	MAP	Municipal Airport
ARNG	Army National Guard	MARBKS	Marine Barracks
ARS	Air Reserve Station	MARDIV	Marine Division
AS	Air Station	MAW	Military Air Wing
ASW	Anti-Submarine Warfare	MD	Military Depot
AUTEC	Atlantic Undersea Test and Evaluation Center	MC	Marine Corps
AVCRAD	Aviation Classification Repair Activity Depot	MCAGCC	Marine Corps Air Ground Combat Center
BSR	Base Structure Report	MCAS	Marine Corps Air Station
COMFLEACT	Commander Fleet Activities	MCB	Marine Corps Base
CONUS	Continental United States	MCLB	Marine Corps Logistics Base
CS	Caretaker Status	MCRC	Marine Corps Reserve Center
CSM	Command Sergeant Major	MCRD	Marine Corps Recruit Depot
CSMS	Combined Support Maintenance Shop	MCSF	Marine Corps Support Facility
CSO	Caretaker Site Office	MCSPTACT	Marine Corps Support Activity
CTA	Combined Training Area	MG	Major General
CTC	Combined Training Center	MIL RES	Military Reservation
DFAS	Defense Finance and Accounting Service	MSA	Munitions Storage Area
DMDC	Defense Manpower Data Center	MTA	Military Training Area
DMNA	Division of Military and Naval Affairs	MTA-L	Major Training Area
DoD	Department of Defense	MTC	Materials Testing Center

## X. Acronyms

## ACRONYMS

ACRONYM	DESCRIPTION	ACRONYM	DESCRIPTION
MTCH	Maneuver Training Center - Heavy	NWS	Naval Weapons Station
MVSB	Motor Vehicle Storage Building	OCONUS	Outside of the Continental United States
MWTC	Mountain Warfare Training Center	OLF	Outlying Landing Field
NAF	Naval Air Facility	OMS	Organizational Maintenance Shop
NARL	Navy Arctic Research Laboratory	OSD	Office of the Secretary of Defense
NAS	Naval Air Station	OUSD (P&R)	Office of the Under Secretary of Defense, Personnel and Readiness
NATO	North Atlantic Treaty Organization	POL	Petroleum, Oils and Lubricants
NAVBASE	Naval Base	PPV	Public Private Venture
NAVFAC	Naval Facility	PRV	Plant Replacement Value
NAVPMOSSP	Naval Program Management Office, Strategic Systems Programs	PWC	Public Works Center
NAVHOSP	Naval Hospital	QM	Quartermaster
NAVPHIBASE	Naval Amphibious Base	RC	Reserve Center
NAVPRO	Naval Plant Representative Office	RCTA	Regional Counterdrug Training Academy
NAVSUBASE	Naval Submarine Base	RNG	Range
NAVSUPPDET	Naval Support Detachment Monterey	RPAD	Real Property Assets Database
NAWC-AD	Naval Air Warfare Center - Aircraft Division	RPCS	Real Property Classification System
NAWCADLKE	Naval Air Warfare Center Aircraft Division Lakehurst	RPI	Real Property Inventory
NAWS	Naval Air Weapons Station	RPSUID	Real Property Site Unique Identifier
NB	Naval Base	RRC	Regional Readiness Command
NDEPT	Department of the Navy	RTI	Regional Training Institute
NG	National Guard	SDA	South Depot Annex
NGB	National Guard Base	SFG	Special Forces Group
NF	Naval Facility	SMD	State Military Department
NFAC	National Full-scale Aerodynamics Complex	SMR	State Military Reservation
NMCRC	Navy-Marine Corps Reserve Center	SPAWAR	Space and Naval Warfare Systems Center
NMIC	National Maritime Intelligence Center	SPAWARSYSCEN	Space and Naval Warfare Systems Center
NNSY	Norfolk Naval Shipyard	SSC	Soldier Systems Center
NOLF	Navy Outlying Field	STARC	State Area Coordinators
NOSC	Navy Operational Support Center	STG	Storage
NOTU	Naval Ordnance Test Unit	TA	Training Area
NS	Naval Station	TAGO	Office of The Adjutant General
NSA	Navy Support Activity	TARDEC	Tank Automotive Research, Development and Engineering Center
NSGA	Naval Security Group Activity	TS	Training Site
NSWC	Naval Surface Warfare Center	USAR	US Army Reserve
NSY	Naval Shipyard	USARC	US Army Reserve Center
NTC	National Training Center	USPFO	United States Property and Fiscal Office
NTC	Naval Training Center	UTES	Unit Training Site
NUWC	Naval Underwater Warfare Center	UTTR	Utah Test and Training Range
NWIRP	Naval Weapons Industrial Reserve Plant	VLF	Very Low Frequency

**X. Acronyms**

**ACRONYMS**

<b>ACRONYM</b>	<b>DESCRIPTION</b>
VTS	Volunteer Training Site
WHS	Washington Headquarters Service